

SPECIFICATIONS

Current Rating: 1A AC,DC
 Voltage Rating: 125V AC,DC
 Temperature Range: -40°C to +105°C
 Contact Resistance: 20mΩ Max
 Insulation Resistance: 100MΩ Min
 Withstanding Voltage: 500V AC/minute

Material

Insulator: LCP,UL94V-0
 Cap: LCP,UL94V-0
 Conductor: Brass $\triangle C$
 Solder Tabs: Brass $\triangle C$

ORDER INFORMATION

5 W 1 2 5 0 G 0 - 1 X X T 0 W X U K 0 1

Pitch 1.25mm

1:Single Row

No. of contacts per row

T0:Tin Plated

W:Natural

R:T/R With CAP

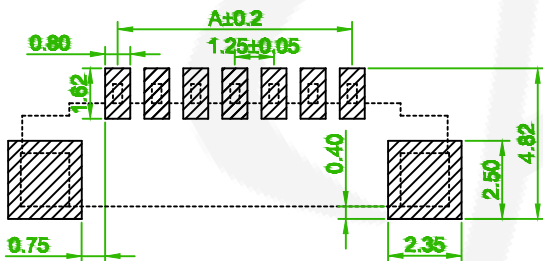
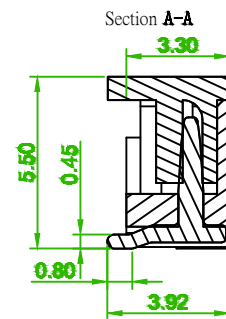
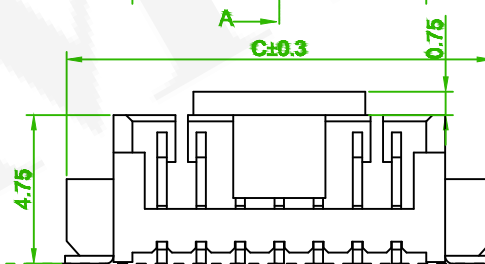
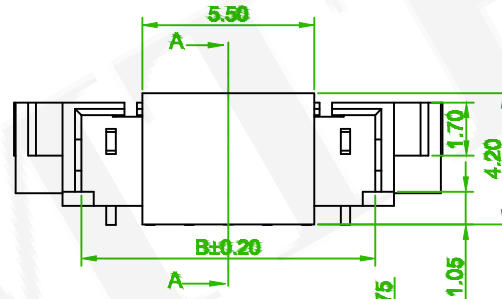
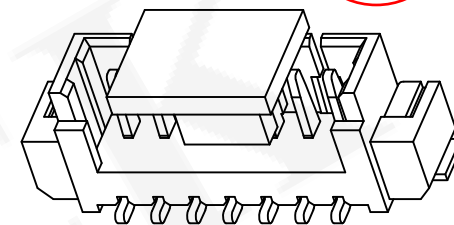
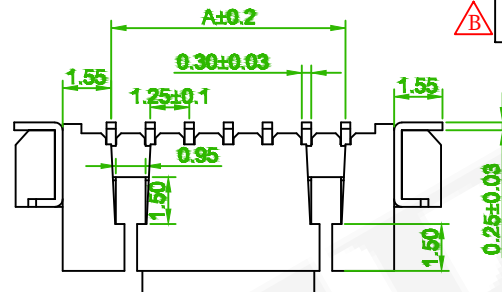
H:T/R W/O CAP

RoHS



AMTEK 耀德
 2022.11.04
 Released DCC

Part No.	Dimension		
	A	B	C
5W1250G0-102T0WRUK01	1.25	3.10	7.30
5W1250G0-103T0WRUK01	2.50	4.35	8.60
5W1250G0-104T0WRUK01	3.75	5.60	9.80
5W1250G0-105T0WRUK01	5.00	6.85	11.10
5W1250G0-106T0WRUK01	6.25	8.10	12.30
5W1250G0-107T0WRUK01	7.50	9.35	13.60
5W1250G0-108T0WRUK01	8.75	10.60	14.90
5W1250G0-109T0WRUK01	10.00	11.85	14.10
5W1250G0-110T0WRUK01	11.25	13.10	17.30
5W1250G0-111T0WRUK01	12.50	14.35	18.60
5W1250G0-112T0WRUK01	13.75	15.60	19.85
5W1250G0-113T0WRUK01	15.00	16.85	21.10
5W1250G0-114T0WRUK01	16.25	18.10	22.35
5W1250G0-115T0WRUK01	17.50	19.35	23.60
5W1250G0-116T0WRUK01	18.75	20.60	24.85



Recommended PCB Layout
 (PCB TOLERANCE ±0.05)

耀德精密有限公司
 Amtek Technology Co., Ltd.
 TEL: 886-2-2260-6878
 FAX: 886-2-2260-8030

品名 TITLE	$\triangle A$ 1.25mm WAFER SMT STRAIGHT				頁數 Page	1/1
品號 PART NO.	$\triangle B$ 5W1250G0-1XXT0WXUK01				繪圖 DRAWN	Benson 2022/05/20
圖號 DRAWING NO.	GN137-BE007	版本 REV.	D	核對 CHECKED	Josh 2022/05/20	
客戶品號 CUSTOMER P/N		比例 SCALE	None	承認 APPROVED	Josh 2022/05/20	
公差 TOLERANCE	.X ± 0.30	單位 UNIT	mm	THIRD ANGLE PROJECTION		
	.XX ± 0.20					

$\triangle A$ x1	ECN NO.:221014 Revise the Title	Tim	2022/11/01
$\triangle C$ x2	ECN NO.:220802 Revise the SPEC	Benson	2022/08/12
$\triangle B$ x3	Add the Package Option	Alice	2022/07/19
REV.	ECN NO. OR DESCRIPTION	REVISED	DATE