

Kingtronics® Kt®

RKT-3329

Trimming Potentiometers

FEATURES

Single Turn/ Cermet/ Industrial/ Sealed
4 Terminal Styles

Electrical Characteristics

Standard Resistance Range	100Ω - 2MΩ
Resistance Tolerance	±10% ; ±20% for 10 ohm
Absolute Minimum Resistance	≤10Ω (100Ω≤R≤1KΩ) ≤1%R (R>1KΩ)
Contact Resistance Variation	CRV≤3% or 5Ω (whichever is larger)
Insulation Resistance	R1≥1GΩ(500Vdc)
Withstand Voltage	500VAC
Effective Travel	230°

Environmental Characteristics

Power Rating (300volts max)	0.5W@70°C, 0W@125°C
Temperature Range	-55°C ~ +125°C
Temperature Coefficient	±250x10 ⁻⁶ /°C (±100ppm/°C on request)
Temperature Variation	-55°C,30min, +125°C/30min, 5 cycles ΔR≤±2%R,Δ(Uab/Uac)≤±2%R
Vibration	10 - 500Hz, 0.75mm, 6h ΔR≤±1%R,Δ(Uab/Uac)≤±2%R
Collision	390m/s ² ,4000cycles,ΔR≤±1%R
Electrical Endurance at 70°C	0.5W@70°C 1000h, ΔR≤±(5%R+0.1Ω), CRV≤±3%R or 5Ω (whichever is larger)
Rotational Life	200 cycles ΔR≤±(10%R+0.5 Ω), CRV≤±3%R or 5Ω (whichever is larger)

Physical Characteristics

Starting Torque	≤35mN·m
Marking	Resistance Tolerance (When no identification, it is of ± 10%) Resistance Code, Model
Standard Packaging	50pcs, per tube

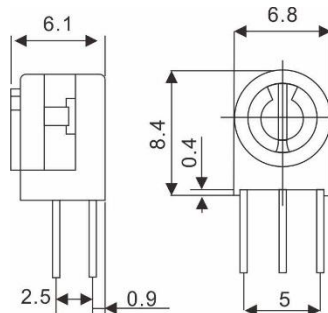
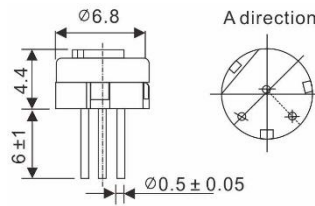
Note: Specifications are subject to change without notice.

PICTURE

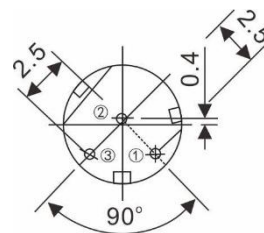


Common Dimensions

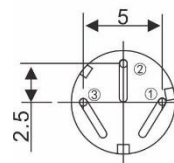
RKT-3329



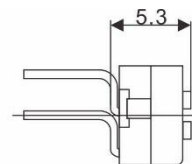
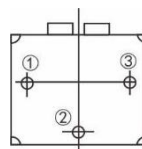
RKT-3329H



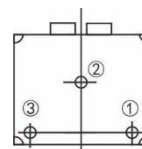
RKT-3329P



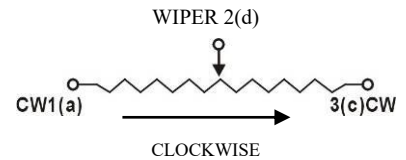
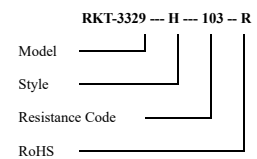
RKT-3329S



RKT-3329W



How to Order



Tolerance is ±0.25 if no identification

Resistance Table

Resistance (Ohms)	Resistance Code
100	101
200	201
500	501
1,000	102
1,500	152
2,000	202
2,500	252
3,000	302
5,000	502
10,000	103
15,000	153
20,000	203
25,000	253
30,000	303
50,000	503
100,000	104
150,000	154
200,000	204
250,000	254
300,000	304
500,000	504
1,000,000	105
2,000,000	205

Special resistances available.