FEATURES

1. AC input range selectable by switch
2. Protections: Short circuit /Overload /Over voltage /Over temperature
3. Withstand 300Vac surge input for 5 seconds
4. Cooling by free air convection
5. 100%full load burn-in test
6. LED indicator for power on
7. Fixed switch frequency 90KHz
8. High reliability
9. 3 years warranty
10. Compliance to IEC/EN/UL 61558-1、CQC、UL

RoHS CE 3 years Warranty

Specification

MODEL		RAM200-05	RAM200-7.5	RAM200-12	RAM200-15	RAM200-24	RAM200-36	RAM200-48
INPUT	VOLTAGE RANGE	90~132Vac/180~264Vac(by switch)240~370Vdc(Switch on 230Vac)(refer to 'static characteristic')						
	FREQUENCY RANGE	47～63Hz						
	EFFICIENCY(Typ.)	87%	87%	87.5%	88%	89%	89.5%	90%
	AC CURRENT(Typ.)	4A/115Vac 2.2A/230Vac						
	INRUSH CURRENT(Typ.)	60A/115Vac 60A/230Vac (cold start)						
	LEAKAGE CURRENT	<2mA/240Vac						
OUTPUT	DC VOLTAGE	5V	7.5V	12V	15V	24V	36V	48V
	RATED CURRENT	40A	26.7A	17A	14A	8.8A	5.9A	4.4A
	CURRENT RANGE	0～40A	0～26.7A	0～17A	0～14A	0～8.8A	0～5.9A	0～4.4A
	RATED POWER	200W	200.2W	204W	210W	211.2W	212.4W	211.2W
	RIPPLE&NOISE (max.)	150mVp-p	150mVp-p	150mVp-p	150mVp-p	150mVp-p	200mVp-p	200mVp-p
	VOLTAGE ADJ.RANGE	4.5～5.5V	6～9V	10.2～13.8V	13.5～18V	21.6～28.8V	32.4～39.6V	43.2～52.8V
	VOLTAGE TOLERANCE	±3%	±2%	±1.5%	±1%	±1%	±1%	±1%
	LINE REGULATION	±0.5%	±0.5%	±0.5%	±0.5%	±0.5%	±0.5%	±0.5%
	LOAD REGULATION	±2%	±2%	±1%	±0.5%	±0.5%	±0.5%	±0.5%
	SETUP, RISE TIME	3000ms,50ms/230Vac 3000ms,50ms/115Vac						
	HOLD UP TIME(Typ.)	16ms/230Vac 12ms/115Vac						
PROTECTION	OVER LOAD	110%~140%rated output power						
		Protection type: Constant current limiting>3s, then hiccup, recovers automatically after fault condition is removed						
	OVER VOLTAGE	5.75~6.75V	9.4～11.3V	13.8～16.2V	18.2～22.5V	28.8～33.6V	41.4～46.8V	55.2～64.8V
		Protection type: Hiccup mode, recovers automatically after fault condition is removed						
	OVER TEMPERATURE	Protection type: Hiccup mode, recovers automatically after fault condition is removed						
ENVRONIMENT	WORKING TEMP, HUMIDITY	-25~+70°C (Refer to "Derating curve"),20~90%RH non-condensing						
	STORAGE TEMP., HUMIDITY	-20～+85°C,10～95%RH						
	TEMP.COEFFICIENT	±0.03%/°C(0～50°C)						
	VIBRATION	10～500Hz,5G 10min./1 cycle, each along X、Y、Z axes						
Safety and electromagnetic compatibility	Safety standards	Refer to UL62368-1, TUV EN62368-1, CCC GB4943.1, EN/UL 61558-1						
		I/P-O/P:4KVac;100MΩ/500Vdc/25°C/70%RH						
		I/P-FG:2KVac;100MΩ/500Vdc/25°C/70%RH						

Safety and electromagnetic compatibility	Withstand voltage and isolation resistance	O/P-FG:1.25KVac;100MΩ /500Vdc/25°C/70%RH		
	Electromagnetic compatibility emission	**Parameter**	**Standard**	**Test Level /Note**
		Conducted emission	BS EN/EN55032(CISPR32), FCC PART 15/CISPR22, GB9254.1	Class A
		Radiated emission	BS EN/EN55032(CISPR32), FCC PART 15/CISPR22, GB9254.1	Class A
		Harmonic current	BS EN/EN61000-3-2, GB17625.1	Dos not meet
		Voltage flicker	BS EN/EN61000-3-3	-
	Electromagnetic compatibility immunity	BS EN/EN55035		
		Parameter	**Standard**	**Test Level /Note**
		ESD	BS EN/EN61000-4-2	Level 4,8KV air, Level 2,4KV contact, criteria A
		RF field susceptibility	BS EN/EN61000-4-3	Level 3,criteria A
		EFT bursts	BS EN/EN61000-4-4	Level 3,criteria A
		Surge susceptibility	BS EN/EN61000-4-5	Level 4,2KV/L-N,4KV/L/N-FG criteria A
		Conducted susceptibility	BS EN/EN61000-4-6	Level 3,criteriaA
		Magnetic field immunity	BS EN/EN61000-4-8	Level 4,criteria A
		Voltage dips and interruptions	BS EN/EN61000-4-11	>95%dip 0.5 periods,30%dip 25 periods,>95%interruptions 250 periods
OTHERS	MTBF	≥300Khrs MIL-HDBK-217F(25°C)		
	DIMENSION	215*115*30mm(L*W*H)		
	PACKING	0.75Kg;15pcs/12.25Kg/0.77CUFT		
NOTE	1.All parameters NOT specially mentioned are measured at 230VAC input, rated load and 25°C of ambient temperature 2.Ripple &noise are measured at 20MHz of bandwidth by using a 12"twisted pair-wire terminated with a 0.1uF&47uF parallel capacitor 3.Tolerance:includes set up tolerance, line regulation and load regulation. 4.Line regulation is measured from low line to high line at rated load. 5.Load regulation is measured from 0% to 100% rated load 6.Length of set up time is measured at cold first start, Turning ON/OFF the power supply very quickly may lead to increase of the set up time. 7.The ambient temperature derating of 5°C/1000m is needed for operating altitude great than 2000m(6500ft) 8.The power supply is considered a component which will be installed into a final equipment. All the EMC tests are been executed by mounting the unit on a 360mm*360mm metal plate with 1mm of thickness. The final equipment must be re-confirmed that it still meets EMC directives			

Mechanical specification

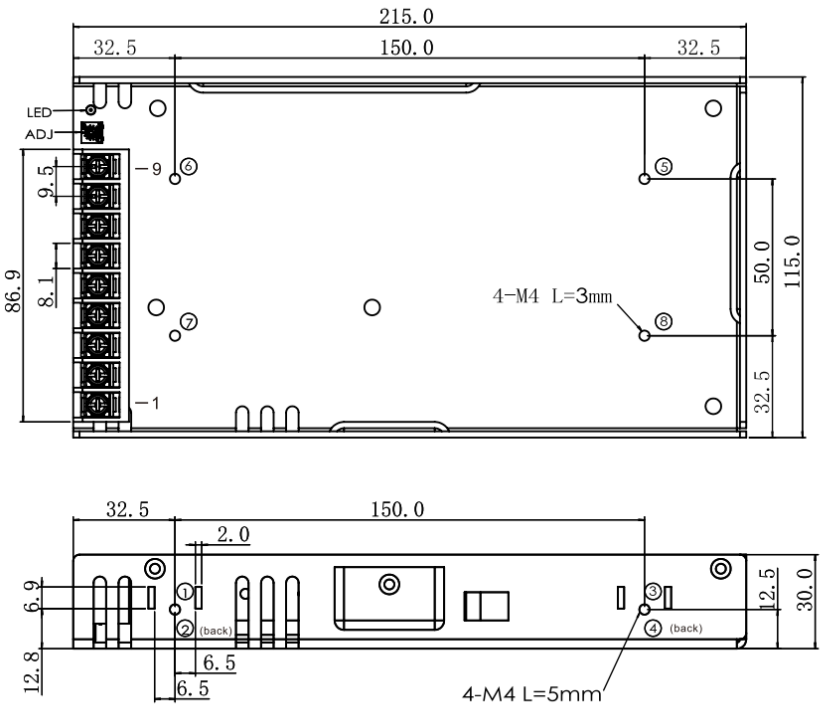

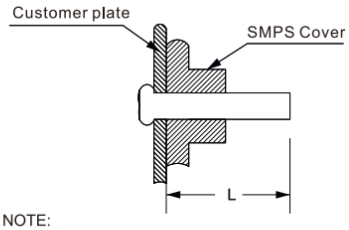

NOTE:
Unit: mm
ADJ:Output adjustable resistor
Torque:M3.5, 0.8N • m Max
TOL: ±1.00

Position No.	Screw Size	L max	Torque max
⑤ - ⑧	M4	3mm	0.9N • m
① - ④	M4	5mm	0.9N • m

Screw Terminal

Pin No.	Assignment	Pin No.	Assignment
1	AC/L	4,5,6	DC OUTPUT –
2	AC/N	7,8,9	DC OUTPUT +
3	FG		
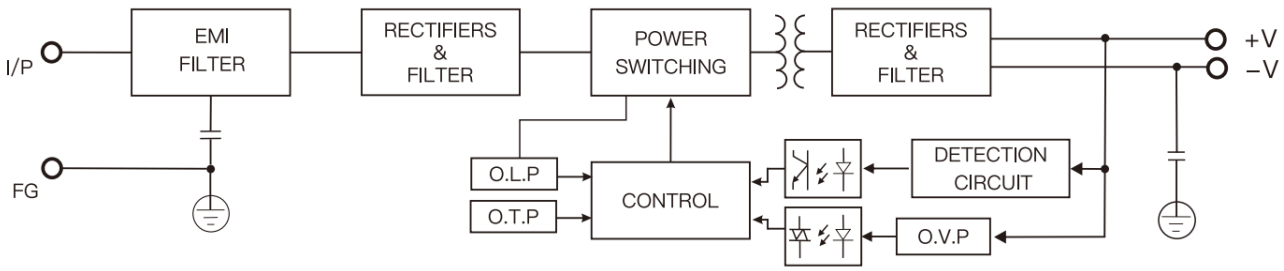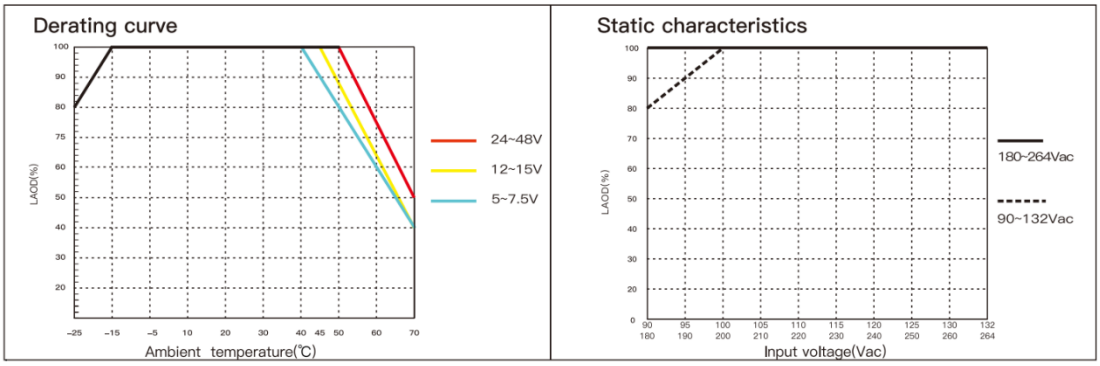
Block diagram