

# Series 341

## Terminal Blocks for PC-Boards Machined Type Insert (341系列)

印刷線路板用接線端子座 - 車床銅柱

Front Wire Inlet Type - Top Screw, Spacing 3.81mm or 7.62mm, Height Over PC-Board 9.1mm

前方入線型 - 頂部操作 · 間距3.81mm或7.62mm · 殼體高度9.1mm



341-031-12-00



### SPECIFICATIONS 技術資料

#### MATERIAL 材料

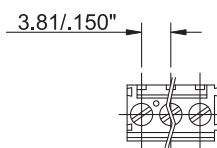
- **Contact 觸點(metal housing 金屬殼體):**  
Brass, Tin plated / 黃銅 · 銅錫電鍍
- **Terminal Screw 螺絲:**  
Steel galvanized and chromated / 鋼 · 五彩電鍍
- **Surface of Solder Tail 針腳電鍍:**  
Tin plated / 鍍錫
- **Insulator Body 絕緣體(housing 殼體)**  
Poly Butylene Terephthlene, PBT (30% Glass filled) (UL 94 V-0)

#### ELECTRICAL 電機方面

- **Current Rating 工作電流:** 12 Amp
- **Dielectric Strength 電介質:** 2500V
- **Rated Voltage 額定電壓:** 300V
- **AWG 適用線號:** 26 - 18
- **Resistance to Tracking 絕緣阻值:** 5MΩ
- **Insulation Withstands Voltage 耐電壓:** AC1500V/Min
- **Conductor Size 適用線徑範圍:** 0.5 - 4.0mm<sup>2</sup>
- **Stripping Length 剝線長度:** 4.0 - 4.5mm

#### MECHANICAL 機械方面

- **Operating Temperature 工作溫度:** -40°C to +105°C
- **Short Time Peak Temperature 短暫能容溫度:** +200°C max



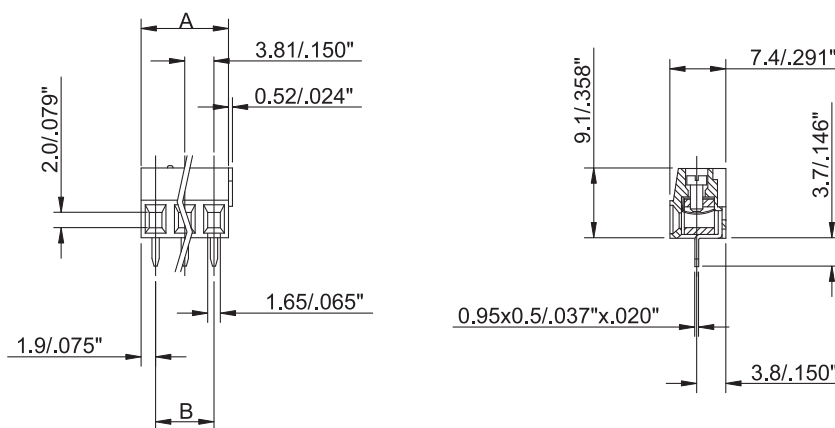
PITCH	Dimension A	Dimension B
3.81mm	n x 3.81	(n - 1) x 3.81
7.62mm	n x 7.62	(n - 1) x 7.62

**\*\* Notice:**  
To avoid accumulating tolerance-variations of Terminal Blocks, limit the number of contacts to no more than 24 contacts per row

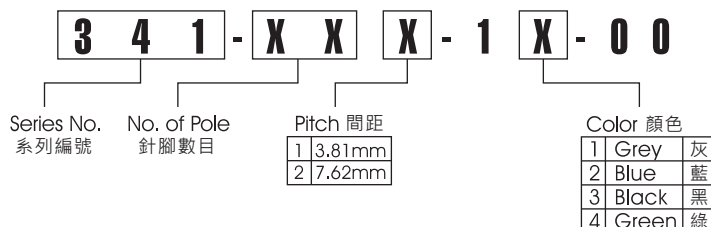
**Recommended PC-Board-Holes**  
diameter : Ø1.2mm to Ø1.4mm  
n = number of contacts

**\*\* 為防止累積公差過大，接線端子座建議每排不超過24位**

建議底孔直徑：Ø1.2mm 至 Ø1.4mm  
n = 觸點的數量



### HOW TO ORDER 排序整理



Machined Type Insert

Series 341

Terminal Blocks Catalog