



**Product Features**

- 1, Constant current output
- 2, High Quality of light
- 3, High Reliability
- 3, Low Output Current Ripple
- 4, Isolated
- 5, Internal usage
- 6, DIP Switch DALI2 PUSH DT8

**1) Compliances and Approvals**

Approvals	CE EAC
Built-in/independent	Built in
Ingress protection	IP20
Suitable for fixture of protection Class	Class I
Output Safety Level	Isolated
Enviromental	Indoor
Features	Fixed

**2) Electric Input Characteristics**

Symbol	Remarks	Min.	Typical	Max.	Unit	
<b>Input Voltage</b>						
Rated mains voltage	Vin	Nominal range	220	-	240	Vac
Mains voltage range	Vin.op	operational	195	-	264	Vac
Mains frequency nominal	fn	Nominal range	50		60	Hz
Rated mains voltage	Vin	Nominal range		NA		Vdc
<b>Input Current</b>						
Input current	lin	@230Vac, full load		0.22		A
Input inrush current		@264Vac, 50% width		5A,28.8us		A, us
Power Factor	PF	@230Vac, full load	0.95			
Total Harmonic distortion	THD	@230Vac, full load			10	%
System Efficiency	η	@230Vac, full load		89		%
<b>Input Power</b>						
Input Power	Pin	@230Vac, full load			45	W
Input Power@ open load		rated input voltage		NA		W
Input Power@ standby		rated input voltage			0.5	W
<b>Dimming</b>						
Dimming type	DIP SWITCH+DALI2+PUSH+DT8					

**3) Electric Output Characteristics**

Symbol	Remarks	Min.	Typical	Max.	Unit	
<b>Output Voltage</b>						
Output voltage range	Vo	measured at end of wire	40		57	Vdc
Output voltage @no load	Vo.max	open load		80		Vdc
<b>Output Current</b>						
Output Current	Io			350/400/450/500/550/600/650/700		mA
Default Setting Current	Io			700		mA

DIP when power on is NOT allowed, please disconnect the AC power before DIP

PIN1	PIN2	PIN3	Output(mA)
OFF	OFF	OFF	350
OFF	OFF	ON	400
OFF	ON	OFF	450
OFF	ON	ON	500
ON	OFF	OFF	550
ON	OFF	ON	600
ON	ON	OFF	650
ON	ON	ON	700

Output Current tolerance		-7.5		7.5	%
Current Ripple		@230Vac (Imax-Imin)/(Imax+Imin)		1	%
Brightness range	DT6 or DT8		1	100	%
color temperature range	DT8	LED chips: one channel 3000K/another channel 6500K	3000	6500	K
<b>Output Power</b>	Po	output performance power		40	W
<b>Isolation</b>	In-Out	3000Vac. for 1min		10	mA

4) Robustness	Symbol	Remarks	Min.	Typical	Max.	Unit
<b>General</b>						
Electric strength	Input-Output	50Hz/60Hz and be applied for 1 min		3000		Vrms
	Input-GND			1480		Vrms
	DALI-Output			1480		Vrms
	Input-DALI			1480		Vrms
Insulation Resistance Test		500Vd.c. for 1min, For SELV part is 100 Vd.c.	2			MΩ
<b>Reliability</b>						
Rated Life@Tc.max		10% failure			50K	Hrs
Rated Life@Tc.life		10% failure			100K	Hrs
Surge	L-N			1		kV
Surge	L/N-PE			2		kV
<b>Environment Operation</b>						
Ambient temperature	Ta		-15		45	°C
Maximum Tcase	Tc.max				80	°C
Tc life	Tc.life				70	°C
Operation Humidity	H.op		10		90	%
<b>Environment Storage</b>						
Storage temperature	T.st		-25		85	°C
Storage Humidity	H.st		10		90	%
<b>Abnormal Condition</b>						
Input Over Voltage		Protected, no damage to driver <sup>①</sup>		Without		Vac
Output Short Circuit		Protected, no damage to driver <sup>②</sup>		With		
Output Open load		Output voltage limited to Vo.max <sup>③</sup>		70		Vdc
Too High Ambient Temperature		Protected by built-in thermal protection in controller IC <sup>④</sup>		With		
Input Over Power		Input power should be limited and no damage to driver <sup>⑤</sup>			45	W

① If the LED driver connects to Input Voltage 380Vac, then the protection Turn On and the Led driver is switched off until its connect to Input voltage 220-240Vac.  
In this protection mode, the led driver does not blink and can be not damage more than 48 hours

② Auto Recovery

③ Auto Recovery

④ The output current decreases

⑤ There is risk to damage the LED driver or decrases the life time.

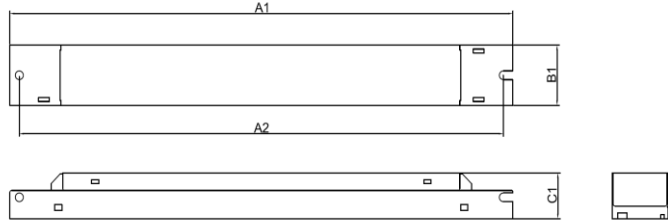
#### 5) Warranty

- Warrenty 5 years

- Except for the following circumstance:

- 1) Improper Installation or operation
- 2) Misuse
- 3) Abuse
- 4) Unauthorized or improper repair alteration
- 5) Accident or negligence in use, storage, transportation.
- 6) Any natural destroy
- 7) Exceed the specifiacion as per the product datasheet

6) Mechanical properties	Symbol	Remarks	Unit
<b>Dimensions</b>			L      W      H      M
			280(A1)    31(B1)    23.5(C1)    269.5(A2)    mm
<b>Housing Material</b>			Metal



7) Physical properties	Symbol	Remarks	Unit
<b>Weight</b>			210      gram
<b>Qty to Carton</b>			50      pcs
<b>Carton Size:</b>			33*29*16      cm
<b>G.W:</b>			11      kgs
<b>Potting Raw materials</b>			without
<b>Printing</b>		printing can be changed by customer's email confirmation	

size:220\*28.5mm

**INPUT**

- ⊕
- N
- L
- DA
- DA

**LED Driver**  
**PL-HMDA-040WA-CCT**  
 220-240Vac 50/60Hz

Pin	45W	Iin	0.22A
PF	0.95	Umax	80V
Iout	350-700mA	Uout	40-57V
Ta	-15...45°C	Tc	80°C

Tc ●

9-10 mm Cable 0.5-0.75mm<sup>2</sup>

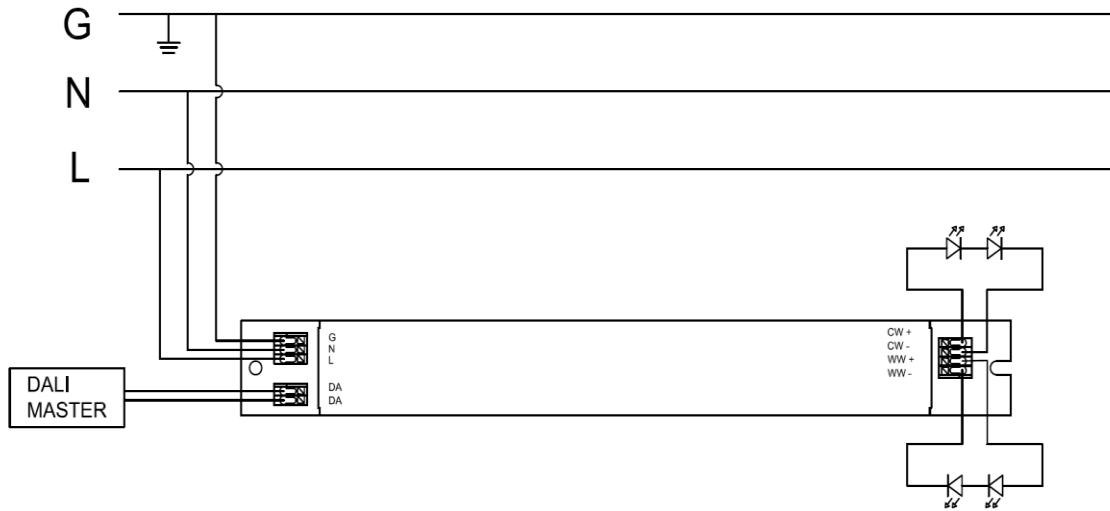
Made in China

PIN1	PIN2	PIN3	Output(mA)	OUTPUT
OFF	OFF	OFF	350	CW +
OFF	OFF	ON	400	CW -
OFF	ON	OFF	450	WW +
OFF	ON	ON	500	WW -
ON	OFF	OFF	550	
ON	OFF	ON	600	
ON	ON	OFF	650	
ON	ON	ON	700	

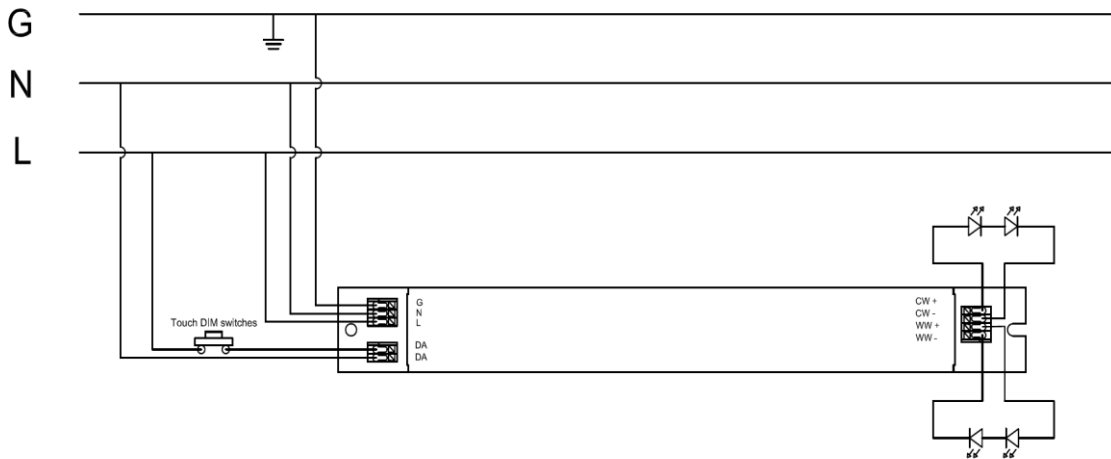
Connection	Signal	Cable Description	Remark
<b>Input</b>	L	0.5-0.75mm <sup>2</sup>	grey, push-in terminal
	N	0.5-0.75mm <sup>2</sup>	grey, push-in terminal
	G	0.5-0.75mm <sup>2</sup>	grey, push-in terminal
	DA	0.5-0.75mm <sup>2</sup>	grey, push-in terminal
<b>Output</b>	DA	0.5-0.75mm <sup>2</sup>	grey, push-in terminal
	CW +	0.5-0.75mm <sup>2</sup>	red, push-in terminal
	CW -	0.5-0.75mm <sup>2</sup>	black, push-in terminal
	WW +	0.5-0.75mm <sup>2</sup>	red, push-in terminal
	WW -	0.5-0.75mm <sup>2</sup>	black, push-in terminal
<b>Connection Marking</b>			Yes

**Connection Method**

**Fig.A:Dali Dimming**



**Fig.B:Push Dimming**



**8) Directives / Test Standards**

**Directives / Test Standards**

<b>Safety</b>	IEC61347-1、IEC61347-2-13
<b>EMC</b>	EN55015、CISPR15、EN61000-3-2、EN61547、EN61000-4-2、EN61000-4-3、EN61000-4-4、EN61000-4-5、EN61000-4-6、EN61000-4-11
<b>DALI 2</b>	IEC 62386 2.4.0.0

**9) Addition Remarks**

- Brief press (<0.5s) Touch DIM switches LED Driver ON and OFF, The dim level is saved at power-down and restored at power-up
- long press (>0.5s) Touch DIM switches to dim the brightness of light or adjustment of color temperature (during power on)
- Double press (within 0.2s) Touch DIM Switches quickly to the interconversion of the brightness of light and adjustment of color temperature (during power on)
- The brightness adjustment range is 5%-100%
- The adjustment of color temperature (DT8) is 3000K to 6500K (LED chips should be one channel for 3000K and another channel 6500K)

**10) Addition Remarks**

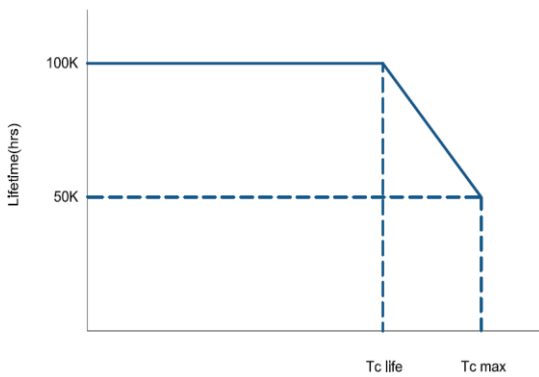
- The LED driver used in combination with the end device is one of the accessories of the whole light fixture, and the EMC of the whole light fixture is not only susceptible to the driver itself, but to the LED light fixture and the whole light fixture's wiring. The manufacturer of LED light fixture should re-confirm the EMC of the whole light fixture before the whole light fixture is finished.

- The luminaire manufacturer is responsible for the correct choice and installation of the LED drivers according to the application and product datasheets. Operating conditions of the LED drivers may never exceed the specifications as per the product datasheet.

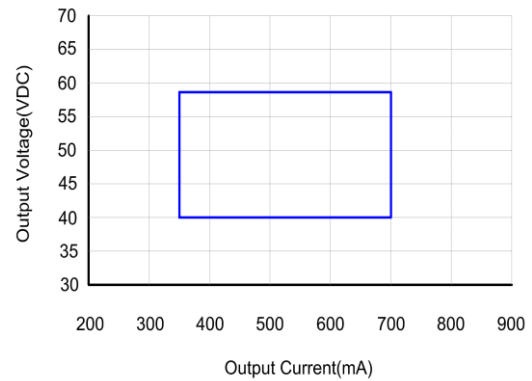
- No diagnostic data and energy data
- You can have any color temperature range from 3000K to 6500K when make color temperature dimming
- No emergency function
- Dimming method - full analogue dimming in 1-100% (not PWM) without ripple current (flicker)
- All parameters, if not specified, are measured at 230Vac full loading and 25°C ambient temperature

**11) Performance**

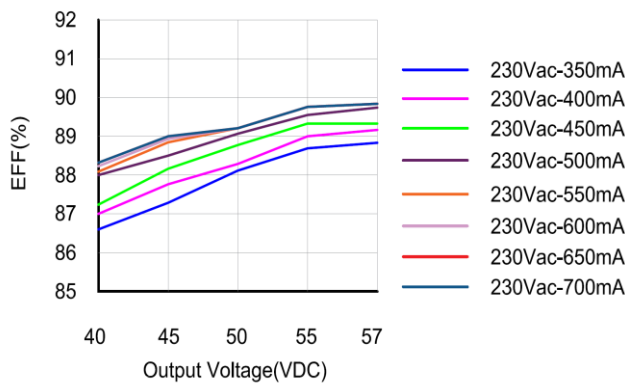
**Lifetime vs. Temperature Curve**



**Operating window**



**Efficiency VS. Load**



**Power Factor Characteristics**

