


FAMILY DATASHEET

FRANKLIN

FRANKLIN

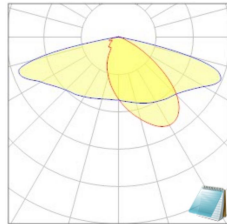
173 x 71.4 mm modular solutions. The most versatile modular product family especially designed for street lighting, but also suitable for wide range of other applications. The standardized modules are available in 2X6 and 4X6 layouts. 3x8 arrays variant with beam direction rotated 90°

- Design LED : Flat SMD 5050 LED packages
- Compatibility : up to 5050 size LED packages
- Material : Optical PC(clear)
- Fasten : Screw
- RoHS : Yes



PRODUCTS:

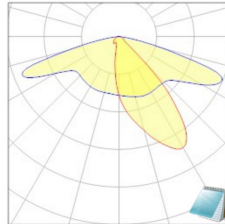
S01.01.01.058
SS-173x71-12-T2M



T2M

IESNA Type II-M (CUTOFF) beam. Variant with beam direction rotated 90°

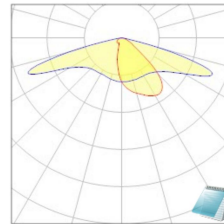
S01.01.01.059
SS-173x71-12-T2S



T2S

IESNA Type II-S(CUTOFF) beam, minimized house side backlight.

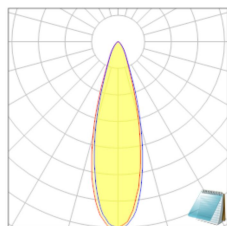
S01.01.01.088_SS
173x71-12-T2M



T2M

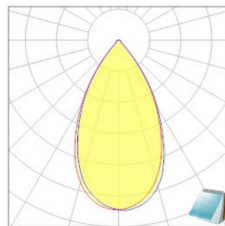
IESNA Type II-M (CUTOFF) beam, minimized house side backlight.

S01.01.01.220
IP-173x71-12-30



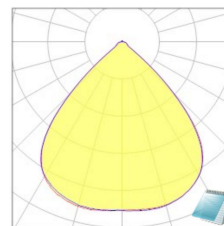
30° (M)

S01.01.01.221
IP-173x71-12-30



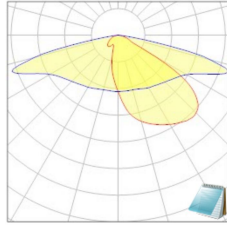
60° (W)

S01.01.01.218
IP-173x71-12-90



90° (WW)

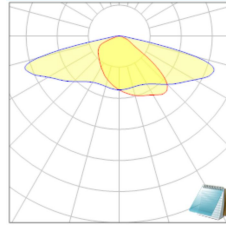
S01.01.01.236
FRANKLIN-SL-12-T3M



T3M

IESNA Type III-M (CUTOFF) beam, minimized house side backlight.

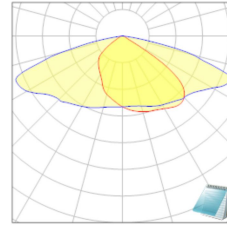
S01.01.01.XXX
FRANKLIN-SL-12-T2M



T2M

Excellent backlight control, illuminance uniformity and cutoff.

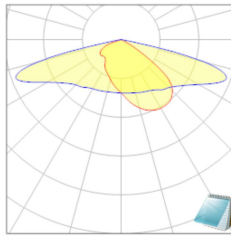
S01.01.01.XXX
FRANKLIN-SL-12-T2M



T2M

Designed for universal road lighting beam according to Brazilian normative.

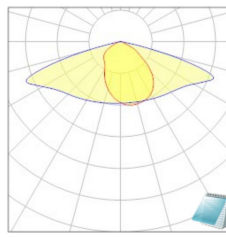
S01.01.01.XXX
FRANKLIN-SL-12-T2M



T2M

Excellent backlight control, illuminance uniformity and cutoff.

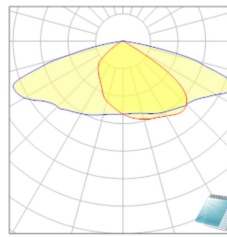
S01.01.01.089
SS-173x71-24-T2M



T2M

Excellent mixed illuminance and luminance uniformity. 3x8 arrays

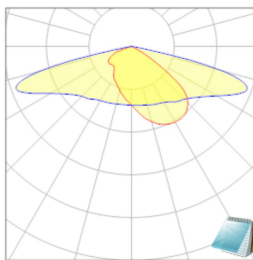
S01.01.01.161
SL-173x71-24-T2M



T2M

Designed for universal road lighting beam according to Brazilian normative.

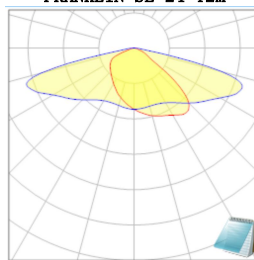
S01.01.01.XXX
FRANKLIN-SL-24-T2M



T2M

IESNA Type II-M (CUTOFF) beam.

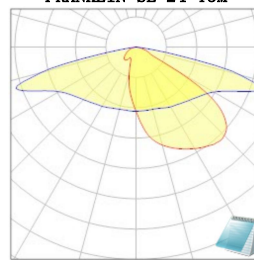
S01.01.01.XXX
FRANKLIN-SL-24-T2M



T2M

IESNA Type II-M (CUTOFF) beam.

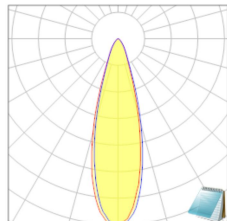
S01.01.01.XXX
FRANKLIN-SL-24-T3M



T3M

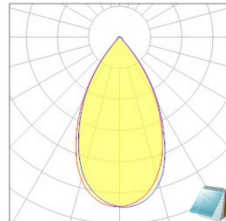
IESNA Type III-M (CUTOFF) beam, minimized house side backlight.

S01.01.01.XXX
FRANKLIN-24-30



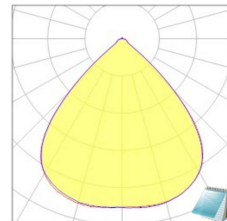
30° (M)

S01.01.01.XXX
FRANKLIN-24-30



60° (W)

S01.01.01.XXX
FRANKLIN1-24-90



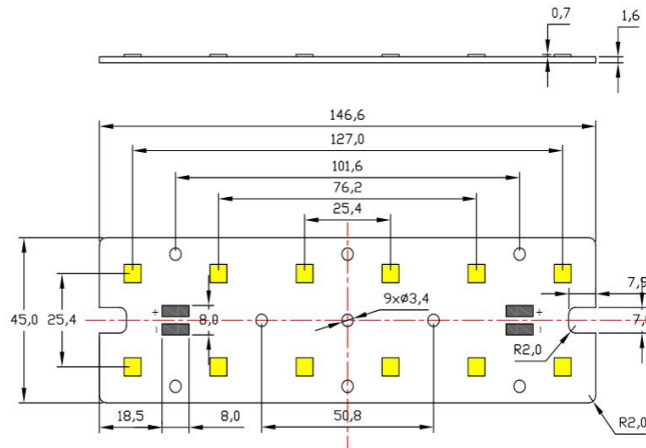
90° (WW)

FAMILY DATASHEET

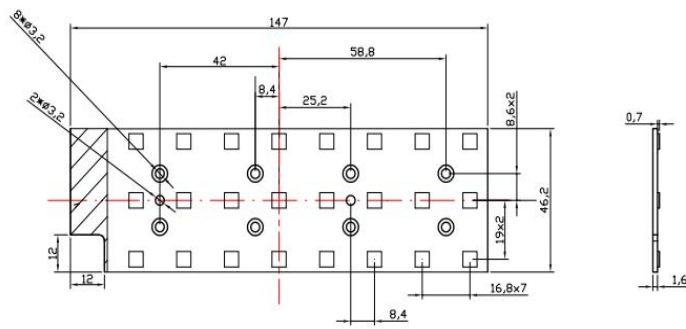
FRANKLIN

LED layout

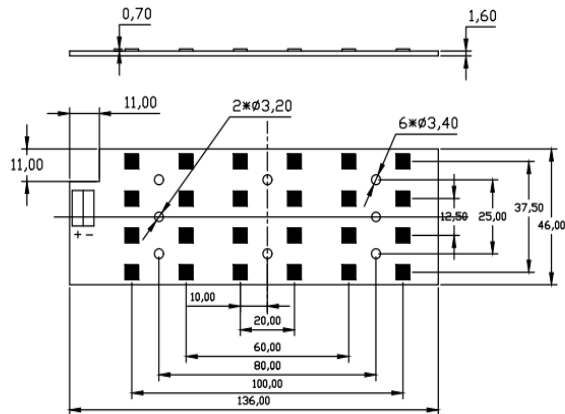
2x6 arrays



3x8 arrays



4x6 arrays



*Notes

1. All dimensions are in millimeters
2. We recommend LED assembly tolerance of ± 0.1 mm.

Usage and Maintenance:

- 1) If necessary, clean lenses with mild soap, water and soft cloth.
- 2) Never use any commercial cleaning solvents on lenses, like alcohol.
- 3) Please handle lens with wearing gloves, skin oils may damage lens or its optical characteristic.

Notes:

Please test the data again before using. The chart data is for reference only.