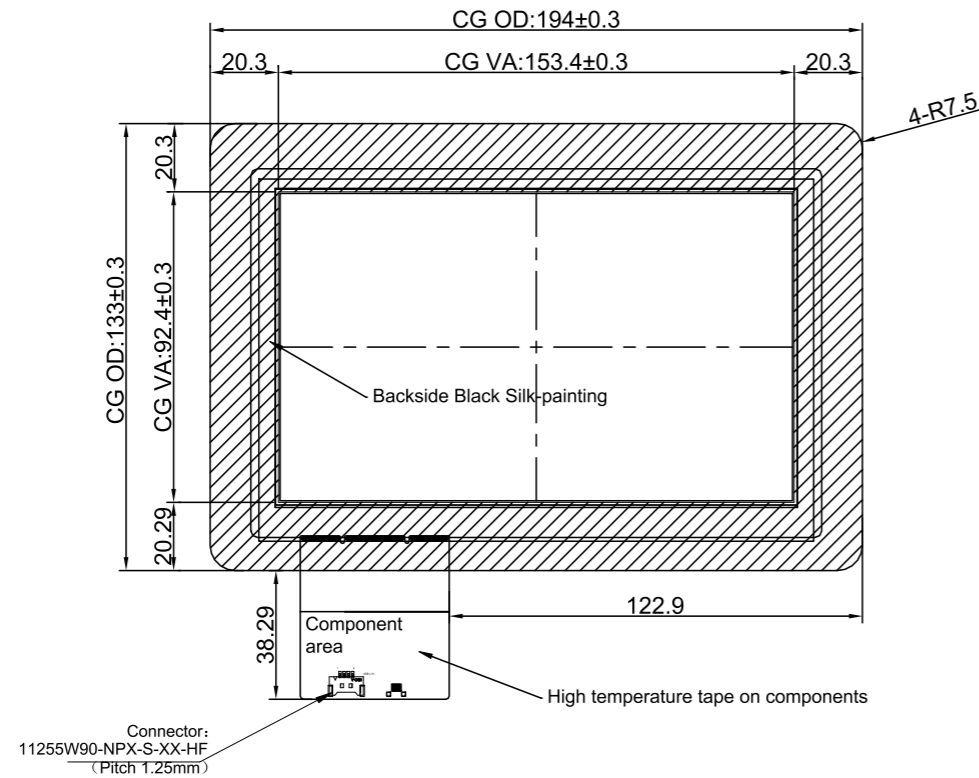
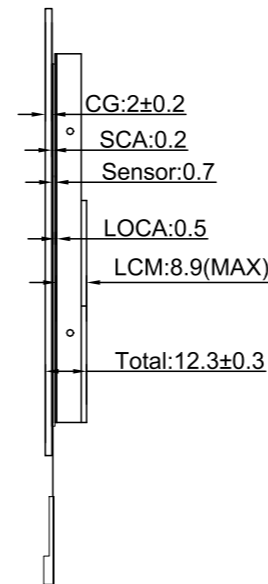


Ver.	Modify No.	Details	Area	P.I.C	Date

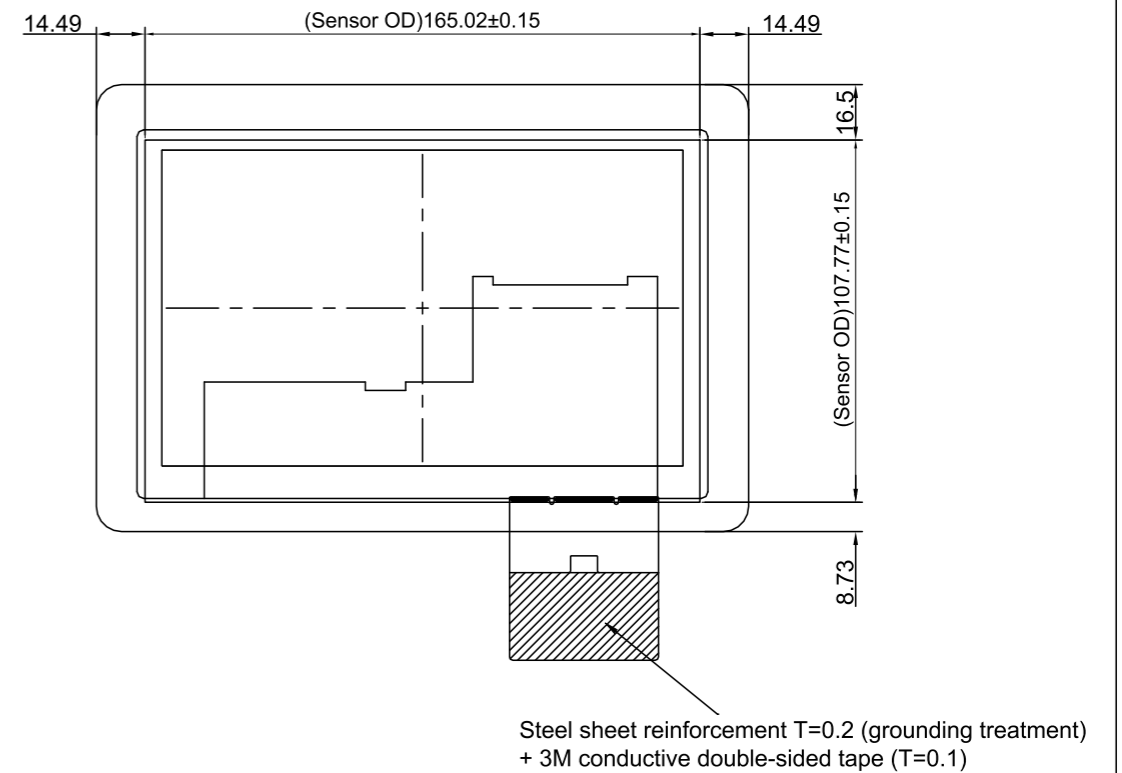
Front View



Side View



Back View



USB PIN ASSIGNMENTS

PIN	Definition
1	VDD/5V
2	D-
3	D+
4	GND

IIC PIN ASSIGNMENTS

Pad No.	Pad Name
1	VCC_3.3V
2	SDA
3	SCL
4	REST
5	INT
6	GND

Technical Datasheet:

1. Structure: TP+LCM Optical Bonding
2. Cover Glass: 2mm Tempered Glass
3. LCD: P0700WVF1MA10
4. TP Controller: BTP-TPM-CTR-ILI-070B-R11 COF
5. TP Controller IC: ILI2511 (Interface: USB/IIC)
6. Surface Hardness: ≥6H
7. Light Transmittance: ≥85%
8. Working Temperature: -20°C~+70°C, ≤85%RH;
9. Storage Temperature: -30°C~+80°C, ≤85%RH;
10. Unmarked Tolerance: ±0.5mm
11. All materials used conform to RoHS standards

Part No.		BTP-TPM-7-P07-R14			
Product Name:		Drawing No.		PM070230419R14	
7 inch Touch Display (TP+LCM Optical Bonding)		Project Code.		PM070R14	
Business Unit:		Period Mark		View Angle	
SNT-BTP		A		1:1	
Workmanship:		BOM Code		Page 1	
Designed by: Curry.Wang		2.23.070.71.0114		Total 1 Page	
Checked by: Betty.Fu		Product Series		BTP-TPM	
Approved by: Cale.Chen					
Standardization: Link.Chen					
Released by: Rocky.Liu					