

DATASHEET

S01.01.02.336_MAXWELL-8-30

Flood Lighting:

30° (Medium) beam .

50 x 50 mm. 2x3+2 arrays for 5050 size LED packages.

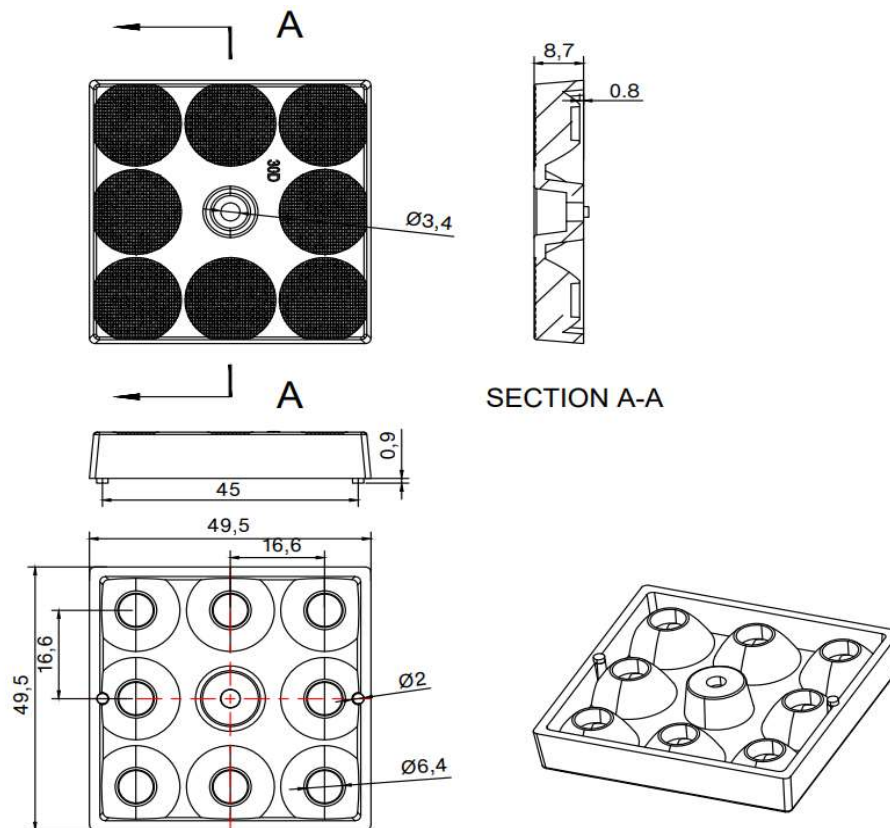
1.General Information

Lens Material	: PMMA
Size	: 50X50mm
typ.FWHM	: 30°
Design LED	: Luxeon 5050 SQUARE(6V)
Compatibility	: 5050/3030/2835
typ.Efficiency	: 93%
Fasten	: Screw
IP class	: N/A
Zhaga	: YES
RoHS	: YES
Color	: Clear



2.MECHANICAL SPECIFICATION

UNIT:mm



Dimensions with unmarked tolerances refer to GBT14486 tolerance table.

3. OPTICAL RESULTS

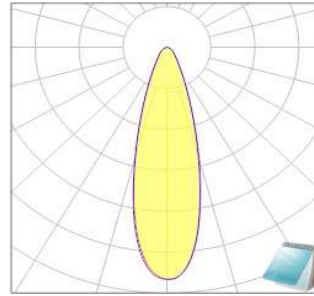
1) PHOTOMETRIC DATA(MEASURED):



LED model	Luxeon 5050 SQUARE(6V)
Light colour	White
LEDs/each optic	1
FWHM	H29.6°,V29.9°
FWTM	H62.9°,V61.3°

Required components:

Glass



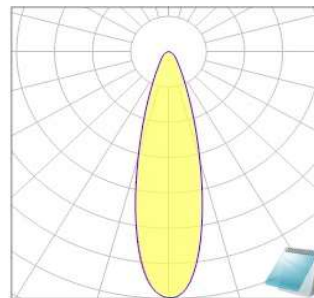
2) PHOTOMETRIC DATA(MEASURED):



LED model	Luxeon 5050 HE
Light colour	White
LEDs/each optic	1
FWHM	H28°,V28.1°
FWTM	H58.5°,V58.6°

Required components:

Glass



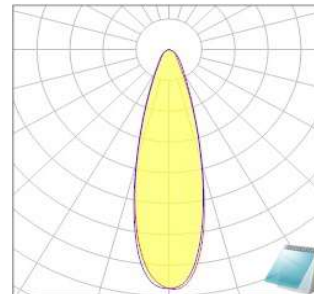
3) PHOTOMETRIC DATA(MEASURED):



LED model	Luxeon 5050 ROUND
Light colour	White
LEDs/each optic	1
FWHM	H29.6°,V29.7°
FWTM	H62.8°,V60.5°

Required components:

Glass



4.Usage and Maintenance

- 1) If necessary, clean lenses with mild soap, water and soft cloth.
- 2) Never use any commercial cleaning solvents on lenses, like alcohol.
- 3) Please handle lens with wearing gloves, skin oils may damage lens or its optical characteristic.

5.Note

Please test the data again before using. The chart data is for reference only.

The appearance and specifications of the product can be changed to improve the quality and/or performance without notice.

SUNLUMIN OPTICS CO., LTD

501D, Plant 2, No.30, Liuhe Road, Liuyue Community,
Henggang Str, Longgang District, Shenzhen

E info@sunlumin-optics.com

www.sunlumin.com www.sunlumin-optics.com