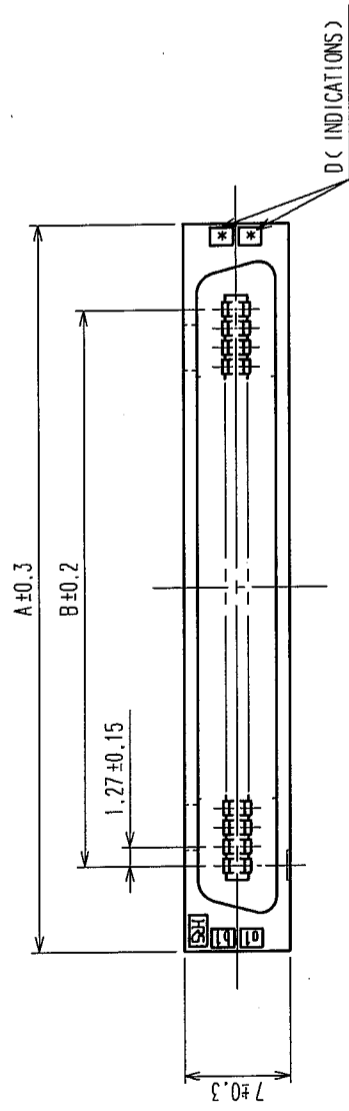
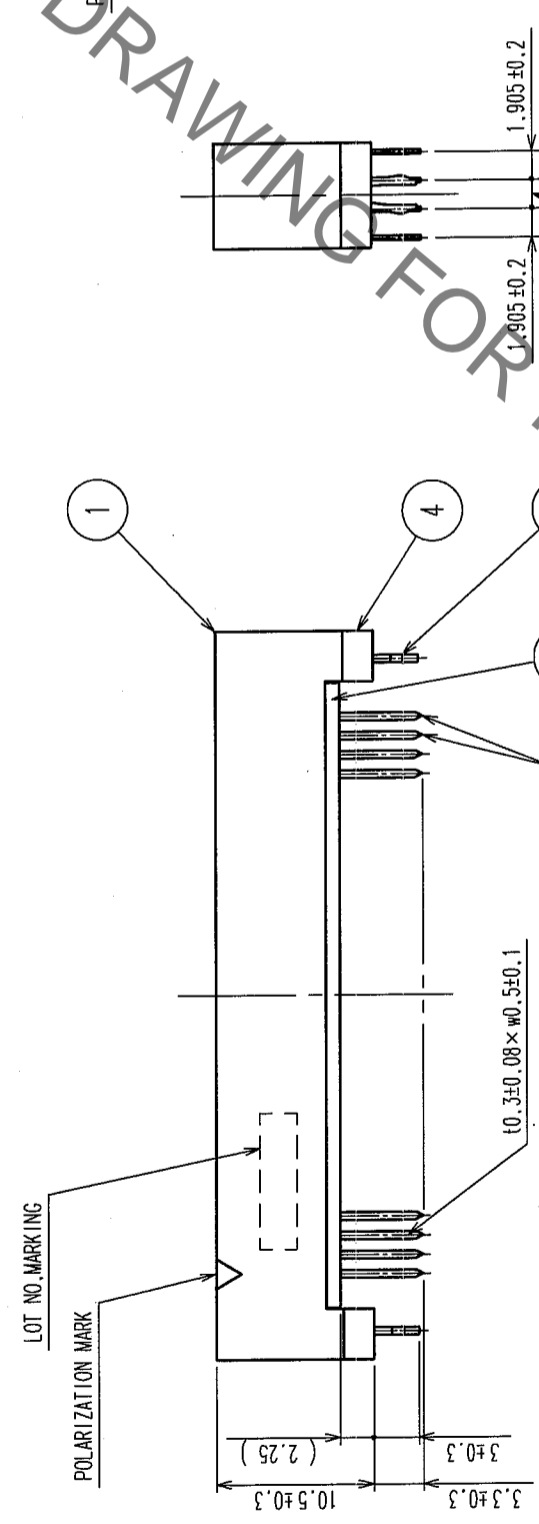
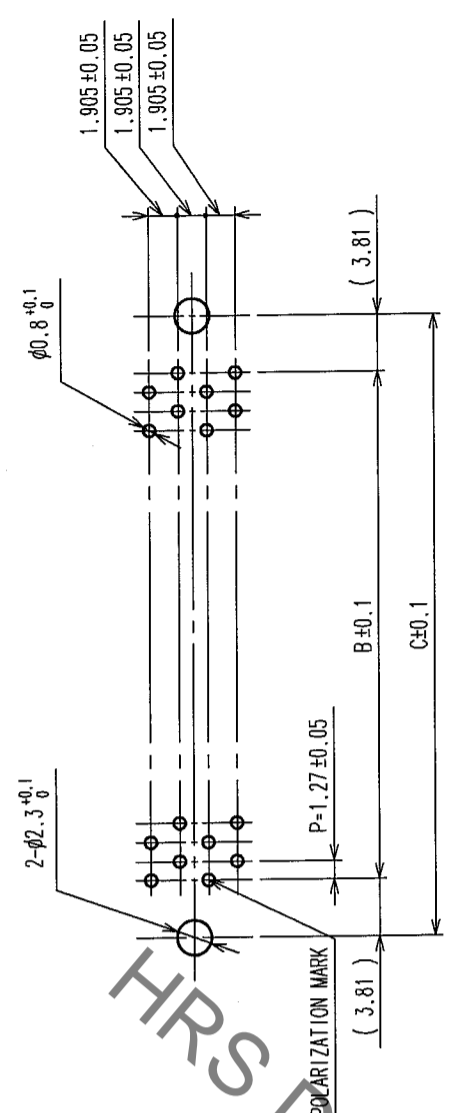


COUNT	DESCRIPTION OF REVISIONS	BY	CHKD	DATE	COUNT	DESCRIPTION OF REVISIONS	BY	CHKD	DATE



RECOMMEND PC BOARD HOLE PATTERN (MOUNTING SIDE)
 $t=1.6$



PART No.	CODE No.	A	B	C	D
FX2CA2-20P-1.27DSAL (71)	CL572-2371-8-71	20	22.75	11.43	19.05
FX2CA2-32P-1.27DSAL (71)	CL572-2372-0-71	32	30.37	19.05	26.67
FX2CA2-40P-1.27DSAL (71)	CL572-2373-3-71	40	35.45	24.13	31.75
FX2CA2-52P-1.27DSAL (71)	CL572-2374-6-71	52	43.07	31.75	39.37
FX2CA2-60P-1.27DSAL (71)	CL572-2375-9-71	60	48.15	36.83	44.45
FX2CA2-68P-1.27DSAL (71)	CL572-2376-1-71	68	53.23	41.91	49.53
FX2CA2-80P-1.27DSAL (71)	CL572-2377-4-71	80	60.85	49.53	57.15
FX2CA2-100P-1.27DSAL (71)	CL572-2378-7-71	100	73.55	62.23	69.85
FX2CA2-120P-1.27DSAL (71)	CL572-2379-0-71	120	86.25	74.93	82.55

NOTES 1. THE DIMENSIONS IN PARENTHESES ARE FOR REFERENCE.
 2 NUMBER OF PIN.

NO.	MATERIAL	FINISH, REMARKS	NO.	MATERIAL	FINISH, REMARKS
5	PHOSPHOR BRONZE	TIN-PLATING	3	PHOSPHOR BRONZE	CONTACT AREA: GOLD 0.2μm min DIP AREA: TIN-PLATING 2μm min UNDER PLATING: NICKEL 2μm min
4	POLYAMIDE	BLACK	UL94V-0		
1,2	POLYAMIDE	BLACK	UL94V-0		

CODE NO. (OLD)	CL	DRAWN	DESIGNED	CHECKED	APPROVED	RELEASED
		I. OKAYAMA	K. NAKAMURA	H. OKAWA	H. OKAWA	
		04.06.02	04.06.02	04.06.09	04.06.09	

DRAWING NO.	PART NO.
EDC3-083056-21	FX2CA2-**-P-1.27DSAL (71)
SCALE	CODE NO.
FREE	CL572
UNITS	MM

TO	
PCK	

HRS DRAWING FOR REFERENCE