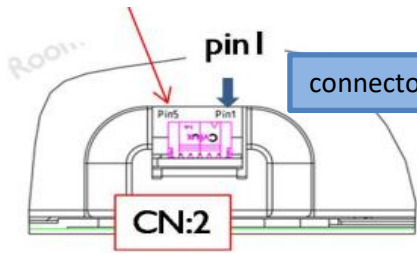
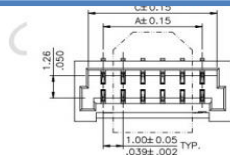


Part number	CVT345-CI1605SL00A-51021-0600-500
Type	LED cable
Description	Led cable for P3661VN01.0 and CVT345
Length	500 mm
Connector 1	CI1605SL00A-NH (CVILUX)
Connector 2	51021-0600 or alternative

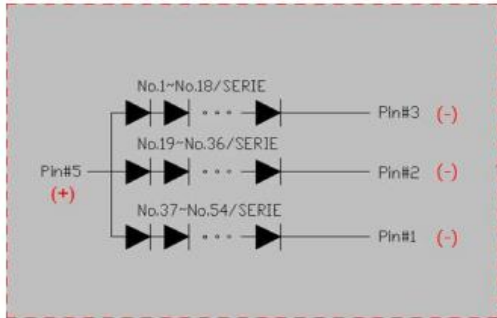
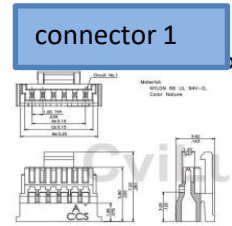
Connector 1		length = 500 mm	Connector 2	
CI1605SL00A-NH (CVILUX)			51021-0600 or alternative	
1	CN1		1	CN1
2	CN2		2	CN2
3	CH3		3	
4			4	Vled
5	Vled		5	
		6	CH3	



connector on LCD P3661VN01.0



DIM. A = 1.00 x NO. OF SPACES  
 DIM. B = DIM. A + 2.90  
 DIM. C = DIM. A + 1.50  
 \* AVAILABLE IN 2 THROUGH 20



Connector: CN2(CI1605M1VRA-NH)

Pin#	Symbol	Description
1	Ch1	LED Current Feedback Terminal (Channel 1)
2	Ch2	LED Current Feedback Terminal (Channel 2)
3	Ch3	LED Current Feedback Terminal (Channel 3)
4	NA	NA
5	V <sub>LED</sub>	LED Power Supply Voltage Input Terminal