


Product Features

- 1, Constant current output
- 2, High Quality of light
- 3, High Reliability
- 3, Low Output Current Ripple
- 4, Non-isolated
- 5, Internal usage
- 6, DIP SWITCH DALI2/PHSH/DT6

1) Compliances and Approvals

Approvals	CE EAC
Built-in/independent	Built in
Ingress protection	IP20
Suitable for fixture of protection Class	Class I
Output Safety Level	Non-isolated
Environmental	Indoor
Features	Fixed

2) Electric Input Characteristics

Symbol	Remarks	Min.	Typical	Max.	Unit	
Input Voltage						
Rated mains voltage	Vin	Nominal range	220	-	240	Vac
Mains voltage range	Vin.op	operational	195	-	264	Vac
Mains frequency nominal	fn	Nominal range	50		60	Hz
Rated mains voltage	Vin	Nominal range		NA		Vdc
Input Current						
Input current	lin	@230Vac, full load		0.22		A
Input inrush current		@264Vac, 50% width		36.4A,184us		A, us
Power Factor	PF	@230Vac, full load	0.95			
Total Harmonic distortion	THD	@230Vac, full load			20	%
System Efficiency	η	@230Vac, full load		91		%
Input Power						
Input Power	Pin	@230Vac, full load			44	W
Input Power@ open load		rated input voltage		NA		W
Input Power@ standby		rated input voltage			0.5	W
Dimming						
Dimming type	DIP SWITCH+DALI2+PUSH+DT6					

3) Electric Output Characteristics

Symbol	Remarks	Min.	Typical	Max.	Unit	
Output Voltage						
Output voltage range	Vo	measured at end of wire	66		115	Vdc
Output voltage @no load	Vo.max	open load		210		Vdc
Output Current						
Output Current	Io			175/200/225/250/275/300/325/350	mA	
Default Setting Current	Io			350	mA	

DIP when power on is NOT allowed, please disconnect the AC power before DIP

PIN1	PIN2	PIN3	Output(mA)
OFF	OFF	OFF	175
OFF	OFF	ON	200
OFF	ON	OFF	225
OFF	ON	ON	250
ON	OFF	OFF	275
ON	OFF	ON	300
ON	ON	OFF	325
ON	ON	ON	350

Output Current tolerance		-7.5		7.5	%
Current Ripple		@230Vac (Imax-Imin)/(Imax+Imin)		1	%
Brightness range	DT6 or DT8		1	100	%
color temperature range	DT8	LED chips: one channel 3000K/another channel 6500K		NA	K
Output Power	Po	output performance power		40	W
Isolation	In-Out	3000Vac. for 1min		NA	mA

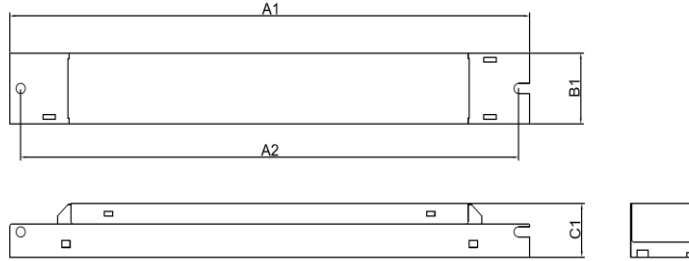
4) Robustness	Symbol	Remarks	Min.	Typical	Max.	Unit
General						
Electric strength	Input-Output	50Hz/60Hz and be applied for 1 min		NA		Vrms
	Input-GND			1480		Vrms
	DALI-Output			1480		Vrms
	Input-DALI			1480		Vrms
Insulation Resistance Test		500Vd.c. for 1min, For SELV part is 100 Vd.c.	2			MΩ
Reliability						
Rated Life@Tc.max		10% failure			50K	Hrs
Rated Life@Tc.life		10% failure			100K	Hrs
Surge	L-N			1		kV
Surge	L/N-PE			2		kV
Environment Operation						
Ambient temperature	Ta		-15		45	°C
Maximum Tcase	Tc.max				80	°C
Tc life	Tc.life				70	°C
Operation Humidity	H.op		10		90	%
Environment Storage						
Storage temperature	T.st		-25		85	°C
Storage Humidity	H.st		10		90	%
Abnormal Condition						
Input Over Voltage		Protected, no damage to driver ^①		Without		Vac
Output Short Circuit		Protected, no damage to driver ^②		With		
Output Open load		Output voltage limited to Vo.max ^③		225		Vdc
Too High Ambient Temperature		Protected by built-in thermal protection in controller IC ^④		With		
Input Over Power		Input power should be limited and no damage to driver ^⑤			44	W

- ① If the LED driver connects to Input Voltage 380Vac, then the protection Turn On and the Led driver is switched off until its connect to Input voltage 220-240Vac. In this protection mode, the led driver does not blink and can be not damage more than 48 hours
- ② Auto Recovery
- ③ Auto Recovery
- ④ The output current decreases
- ⑤ There is risk to damage the LED driver or decreases the life time.

5) Warranty

- Warranty 5 years
- Except for the following circumstance:
 - 1) Improper Installation or operation
 - 2) Misuse
 - 3) Abuse
 - 4) Unauthorized or improper repair alteration
 - 5) Accident or negligence in use, storage, transportation.
 - 6) Any natural destroy
 - 7) Exceed the specification as per the product datasheet

6) Mechanical properties	Symbol	Remarks					Unit
Dimensions			L	W	H	M	
			250(A1)	31(B1)	23.5(C1)	239.5(A2)	mm
Housing Material			Metal				



7) Physical properties	Symbol	Remarks			Unit
Weight			166		gram
Qty to Carton			50		pcs
Carton Size:			33*26*16		cm
G.W:			9		kgs
Potting Raw materials			without		
Printing		printing can be changed by customer's email confirmation			

size:191*28.5mm

INPUT

■ ⊕

■ N

■ L

■ PE

OSSDAT

LED Driver

PL-HMDA-040WA-CCHV

220-240Vac 50/60Hz

DALI 2

Pin	44W	lin	0.22A
PF	0.95	Umax	210V
Iout	175-350mA	Uout	66-115V
Ta	-15...45°C	Tc	80°C

CE

RoHS

9-10mm Cable

PIN1	PIN2	PIN3	Output(mA)
OFF	OFF	OFF	175
OFF	OFF	ON	200
OFF	ON	OFF	225
OFF	ON	ON	250
ON	OFF	OFF	275
ON	OFF	ON	300
ON	ON	OFF	325
ON	ON	ON	350

Tc

OUTPUT

⊕

⊖

DA

DA

Made in China

Connection	Signal	Cable Description	Remark
Input	L	0.5-0.75mm ²	grey, push-in terminal
	N	0.5-0.75mm ²	grey, push-in terminal
	G	0.5-0.75mm ²	grey, push-in terminal
	DA	0.5-0.75mm ²	grey, push-in terminal
Output	DA	0.5-0.75mm ²	grey, push-in terminal
	+	0.5-0.75mm ²	red, push-in terminal
	-	0.5-0.75mm ²	black, push-in terminal
Connection Marking	Yes		

Connection Method

Fig.A:Dali Dimming





Fig.B:Push Dimming



8) Directives / Test Standards

Directives / Test Standards

Safety	IEC61347-1、IEC61347-2-13
EMC	EN55015、CISPR15、EN61000-3-2、EN61547、EN61000-4-2、EN61000-4-3、EN61000-4-4、EN61000-4-5、EN61000-4-6、EN61000-4-11
DALI 2	IEC 62386 2.4.0.0

9) Addition Remarks

- Brief press (<0.5s) Touch DIM switches LED Driver ON and OFF, The dim level is saved at power-down and restored at power-up
- long press (>0.5s) Touch DIM switches to dim the brightness of light or adjustment of color temperature (during power on)
- Double press (within 0.2s) Touch DIM Switches quickly to the interconversion of the brightness of light and adjustment of color temperature (during power on)
- The brightness adjustment range is 5%-100%
- The adjustment of color temperature (DT8) is 3000K to 6500K (LED chips should be one channel for 3000K and another channel 6500K)

10) Addition Remarks

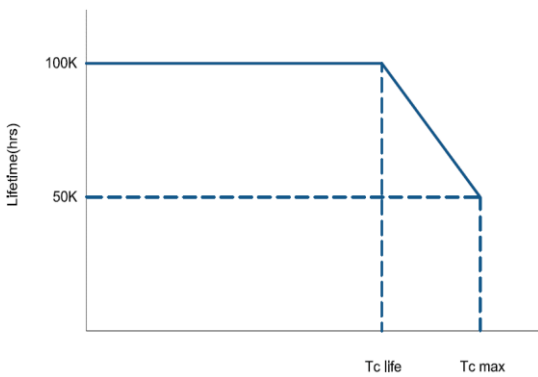
- The LED driver used in combination with the end device is one of the accessories of the whole light fixture, and the EMC of the whole light fixture is not only susceptible to the driver itself, but to the LED light fixture and the whole light fixture's wiring. The manufacturer of LED light fixture should re-confirm the EMC of the whole light fixture before the whole light fixture is finished.

- The luminaire manufacturer is responsible for the correct choice and installation of the LED drivers according to the application and product datasheets. Operating conditions of the LED drivers may never exceed the specifications as per the product datasheet.

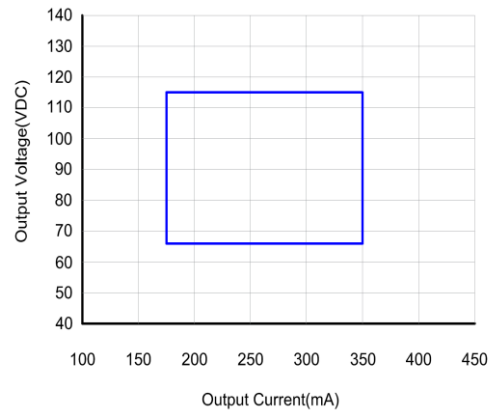
- No diagnostic data and energy data
- You can have any color temperature range from 3000K to 6500K when make color temperature dimming
- No emergency function
- Dimming method - full analogue dimming in 1-100% (not PWM) without ripple current (flicker)
- All parameters, if not specified, are measured at 230Vac full loading and 25°C ambient temperature

11) Performance

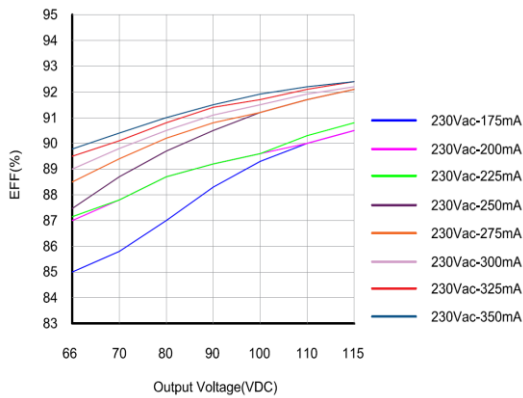
Lifetime vs. Temperature Curve



Operating window



Efficiency VS. Load



Power Factor Characteristics

