

NB KEAO Products Manual

The empty enclosures from NB KEAO offer a wide variety of housing sizes and materials. However, should you not find exactly what you are looking for among the many variations of standard products, we would be pleased to design a product with you that is tailored precisely to your needs.

Take advantage of the space available for this customisation.

宁波科奥塑胶一直致力于高防护等级低压配电装备的研发、生产与市场开发。产品防水、防尘等级最高达IP68，箱体采用高性能环保原材料，具有耐紫外线老化，耐撞击，防尘、防水，阻燃、自熄，不含卤素、硅素等特点，符合欧洲RoHS指令。

外壳系列包括数百种不同的标准外壳，由聚碳酸酯，ABS，玻璃纤维和铝制成，机械强度高、设计与装配简单，箱体能适应各种极端环境，终身免维护。其长远经济效益远高于普通的金属外壳配电装置。

宁波科奥塑胶的愿景是 成为恶劣环境配电解决方案的世界高端品牌。

NB KEAO is a specialized company in manufacturing enclosures and cases for protecting electrical, electronic and control instruments.

We commitment to understanding the needs of its customers. All our products are designed in close cooperation with our customers.

Our enclosure range features over 1000 different standard enclosures made of polycarbonate, ABS, fiberglass and aluminium. We supply economic customized products to meet customer's requirement as well as standard products.

We use input from our global customer base to produce new enclosure ranges, useful accessories and on-going product improvements and enhancements.

Please keep us your continued interest and support.

Thank you.

WP series Type 4X, 6P Polycarbonate & General Purpose ABS Enclosure

Watertight, Flat Lid, Metal Screw



Code	Dimensions (L x W x H) (mm)	Remark
WP001	64X57X35	
WP002	83X81X56	
WP003	100X68X50	
WP004	84X58X34	
WP100	115X65X40	
WP101	115X89X55	
WP007	120X80X60	
WP119	120X120X60	
WP123	120X120X90	
WP012	122X120X55	
WP104	122X120X60	
WP014	125X90X40	
WP118	130X94X55	
WP103	140X82X45	
WP103B	140X82X45	
WP109	158X90X39	
WP110	158X90X47	
WP111	158X90X60	
WP106	160X45X56	
WP017	161X81X56	

Code	Dimensions (L x W x H) (mm)	Remark
WP020	160X80X85	
WP128	160X160X90	
WP131	160X160X120	
WP022	160X120X63	
WP024	165X125X75	
WP026	171X121X55	
WP031	180X109X66	
WP034	180X125X66	
WP036	182X180X109	
WP038	194X80X56	
WP041	194X80X60	
WP210	200X120X55	
WP212	200X120X75	
WP229	200X120X90	
WP215	200X120X115	
WP220	226X146X55	
WP221	226X146X75	
WP224	230X150X60	
WP227	230X150X84	
WP230	230X150X110	

Code	Dimensions (L x W x H) (mm)	Remark
WP232	240X160X65	
WP234	240X160X90	
WP236	240X160X120	
WP250	265X185X60	
WP253	265X185X80	
WP256	265X185X95	
WP258	265X185X125	
WP265	290X210X60	
WP267	290X210X80	
WP050	318X238X101	
WP320	320X240X110	
WP324	320X240X140	
WP333	355X185X77	
WP334	355X185X97	
WP335	355X185X113	
WP336	355X185X133	
WP342	380X260X105	
WP343	380X260X120	
WP345	380X260X140	
WP346	380X260X160	

WP series Type 4X, 6P Polycarbonate & General Purpose ABS Enclosure

Watertight, Flat Lid, Metal Screw

产品特性 PRODUCT FEATURES


- 1) 选用高强度ABS、PC+ABS、PC等材料制成，可根据客户要求选用 阻燃、透明、耐老化抗UV、耐高温材料。
 - 2) 产品经过严格的品质检测，防水防尘等级达到IP66。
 - 3) 可定制开孔、丝印、颜色。
 - 4) 适用于机场、地铁站、按钮盒、小型终端机、信号机箱、继电器、传感器、通讯接线盒等设备
- 1) It is made from high strength ABS, PC+ABS, PC material, According to customer requirements can choose flame retardant, transparent, anti - aging anti - UV, high - temperature materials.
 - 2) The product has passed strict waterproof and dustproof test, designed to meet IP66.
 - 3) We offers various customization services, such as hole milling and text/logo printing, change colors.
 - 4) It can be used in airport ,subway station, and it can be pushbutton box, terminal box, signal box, relays box, sensor box and communication junction box and so on.



Code	Dimensions (L x W x H) (mm)	Remark
WP364	160X90X40	
WP362	160X90X60	
WP360	160X90X80	

Code	Dimensions (L x W x H) (mm)	Remark
WP370	200X120X53	
WP367	200X120X72	

Code	Dimensions (L x W x H) (mm)	Remark
WP375	230X150X61	
WP373	230X150X85	



Code	Dimensions (L x W x H) (mm)	Remark
WP214	135X80X90	
WP216	210X120X110	

Code	Dimensions (L x W x H) (mm)	Remark
WP226	230X150X85	
WP241	250X170X120	

Code	Dimensions (L x W x H) (mm)	Remark
WP242	290X200X130	

WP series Type 4X, 6P Polycarbonate & General Purpose ABS Enclosure

Watertight, Flat Lid, Metal Screw



Code	Dimensions (L x W x H) (mm)	Remark
WP450	80X80X60	
WP451	80X80X80	
WP452	120X80X60	
WP453	120X80X80	
WP454	160X80X60	
WP455	160X80X80	
WP456	240X80X60	

Code	Dimensions (L x W x H) (mm)	Remark
WP457	240X80X80	
WP458	120X120X60	
WP459	120X120X90	
WP460	200X120X60	
WP461	200X120X90	
WP462	240X120X60	

Code	Dimensions (L x W x H) (mm)	Remark
WP463	240X120X90	
WP464	160X160X60	
WP465	160X160X90	
WP466	240X160X60	
WP467	240X160X90	
WP468	240X160X120	

WP series Type 4X, 6P Polycarbonate & General Purpose ABS Enclosure

Watertight, Flat Lid, Metal Screw




Code	Dimensions (L x W x H) (mm)	Remark
WP107	102x102x60	
WP102	127x87x60	
WP108	155x115x75	

Code	Dimensions (L x W x H) (mm)	Remark
WP134	195x145x77	
WP717	200X150X77	
WP044	245X195X98	

Code	Dimensions (L x W x H) (mm)	Remark
WP136	305x228x120	
WP049	318X238X66	

Type 4X, 6P General Purpose ABS Enclosures WE series

Watertight, Flat Lid, Metal Screw



Code	Dimensions (L x W x H) (mm)	Remark
WE010	85×110×45	
WE013	85×110×65	
WE014	85×110×63	
WE015	85×110×83	
WE022	105×140×45	
WE026	105×140×87	
WE024	105×140×63	
WE028	105×140×105	
WE035	130×180×45	
WE038	130×180×87	
WE037	130×180×63	
WE041	130×180×105	
WE053	155×210×47	
WE059	155×210×94	
WE055	155×210×65	
WE062	155×210×112	
WE091	175×240×50	
WE097	175×240×99	
WE094	175×240×68	
WE100	175×240×117	
WE071	120×235×45	
WE076	120×235×85	
WE073	120×235×60	
WE078	120×235×100	
WE120	140×265×55	

Code	Dimensions (L x W x H) (mm)	Remark
WE126	140×265×95	
WE123	140×265×70	
WE130	140×265×110	
WE152	155×295×56	
WE156	155×295×96	
WE154	155×295×72	
WE160	155×295×112	
WE212	170×325×61	
WE216	170×325×103	
WE214	170×325×78	
WE218	170×325×120	
WE180	200×270×50	
WE184	200×270×92	
WE185	200×270×68	
WE187	200×270×110	
WE202	230×300×52	
WE206	230×300×94	
WE204	230×300×68	
WE208	230×300×110	
WE252	270×340×62	
WE255	270×340×100	
WE254	270×340×80	
WE258	270×340×120	
WE192	300×200×125	
WE230	330×250×120	

WS series

Plastic Screw waterproof Enclosures

Watertight, Flat Lid, Plastic Screw



Code	Dimensions (L x W x H) (mm)	Remark
WS001	50×65×55	
WS002	65×95×55	
WS003	75×125×75	
WS004	75×125×100	
WS006	80×80×60	
WS007	80×80×85	
WS008	80×110×45	
WS009	80×110×60	
WS011	80×110×70	
WS012	80×110×85	
WS013	80×130×70	
WS014	80×130×85	
WS016	80×160×55	
WS017	80×160×90	
WS018	80×180×70	
WS019	80×180×85	
WS021	80×220×70	
WS022	80×250×70	
WS023	80×250×85	


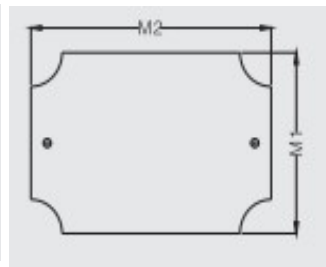
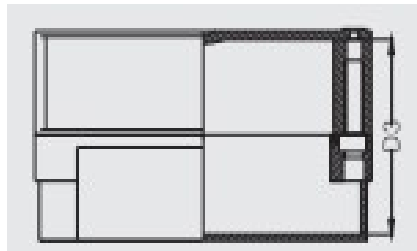
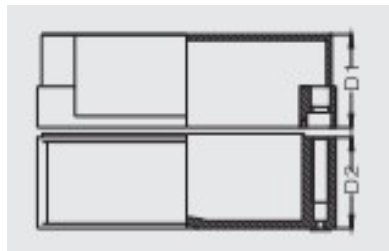
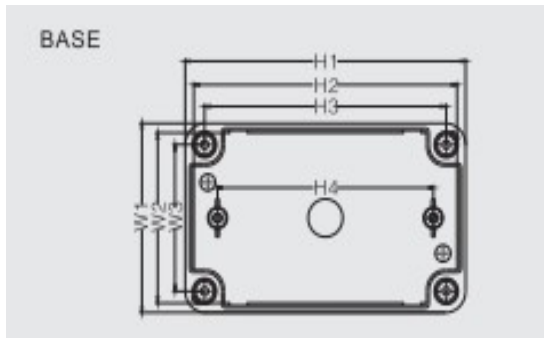
Code	Dimensions (L x W x H) (mm)	Remark
WS024	100×100×75	
WS026	100×100×100	
WS027	110×180×90	
WS028	110×180×105	
WS029	125×125×75	
WS031	125×125×100	
WS032	125×175×75	
WS033	125×175×100	
WS034	120×200×75	
WS036	120×220×85	
WS037	140×170×95	
WS038	140×170×110	
WS039	140×230×95	
WS041	150×200×75	
WS042	150×200×100	
WS043	150×200×115	
WS044	150×200×130	
WS046	150×200×130	
WS047	150×200×160	

Code	Dimensions (L x W x H) (mm)	Remark
WS048	150×250×100	
WS049	150×250×115	
WS051	150×250×130	
WS052	150×250×130	
WS053	150×250×160	
WS054	175X175×75	
WS056	175×175×100	
WS057	175X250×75	
WS058	175×250×100	
WS059	180×250×100	
WS061	200×200×95	
WS062	200×200×125	
WS063	200×200×130	
WS064	200×200×145	
WS066	200×200×160	
WS067	200×250×100	
WS068	200X300X105	

WK series

Medium and large size General Purpose Enclosures


Watertight, Flat Lid, Plastic Screw



Code	Dimensions (L x W x H) (in /mm)	W1	W2	W3	W4	H1	H2	H3	H4	D1	D2	D3	内板型号 Inner Panel		Gasket (密封条)	Screws (螺丝)
													Plastic (塑料)	Metal (金属)		
WK281913	280×190×130	280	265	255	210	190	167	165	120	30	100	110	260x160P	260x160M	WK2819GA	
WK281918	280×190×180	280	265	255	210	190	167	165	120	80	100	160	260x160P	260x160M	WK2819GA	
WK281918B	280×190×180	280	265	255	210	190	167	165	120	30	150	160	260x160P	260x160M	WK2819BGA	
WK281923	280×190×230	280	265	255	210	190	167	165	120	80	150	210	260x160P	260x160M	WK2819GA	
WK282813	280×280×130	280	257	255	210	280	257	255	210	30	100	110	245x245P	245x245M	WK2828GA	
WK282818	280×280×180	280	257	255	210	280	257	255	210	80	100	160	245x245P	245x245M	WK2828GA	
WK282818B	280×280×180	280	257	255	210	280	257	255	210	30	150	160	245x245P	245x245M	WK2828BGA	
WK282823	280×280×230	280	257	255	210	280	257	255	210	80	150	210	245x245P	245x245M	WK2828GA	
WK342813	340×280×130	340	317	315	270	280	257	255	210	30	100	110	305x245P	305x245M	WK3428GA	
WK342818	340×280×180	340	317	355	270	280	257	355	210	80	100	160	305x245P	305x245M	WK3428GA	
WK381910	380×190×100	380	362	355	310	190	173	165	120	30	70	80	340x160P	340x160M	WK3819GA	
WK381913	380×190×130	380	362	355	310	190	173	165	120	30	100	110	340x160P	340x160M	WK3819GA	
WK381918	380×190×180	380	362	355	310	190	173	165	120	30	150	160	340x160P	340x160M	WK3819GA	
WK283813	280×380×130	380	358	355	315	280	257	255	213	30	100	110	345x245P	345x245M	WK2838GA	
WK283818	280×380×180	380	358	355	315	280	257	255	213	80	100	160	345x245P	345x245M	WK2838GA	
WK283818B	280×380×180	380	358	355	315	280	257	255	213	30	150	160	345x245P	345x245M	WK2838BGA	
WK283823	280×380×230	380	358	355	315	280	257	255	213	80	150	210	345x245P	345x245M	WK2838GA	
WK285613	280×560×130	560	545	534	490	280	263	255	213	30	100	110	525x245P	525x245M	WK2856GA	
WK385618	380×560×180	560	547	534	490	380	362	356	310	30	150	165	525x345P	525x345M	WK3856GA	

Type 4X, 6P General Purpose ABS Enclosures WM series

Watertight, Flat Lid, Metal Screw




Code	Dimensions (L x W x H) (mm)	Dimensions (L x W x H) (inch)
WM412	88X86X41	3.46X3.39X1.61
WM413	88X86X41	3.46X3.39X1.61
WM417	125X100X52	4.92X3.94X2.05
WM420	140X120X60	5.51X4.72X2.36

Code	Dimensions (L x W x H) (mm)	Dimensions (L x W x H) (inch)
WM425	180X150X70	7.09X5.90X2.3
WM430	210X186X86	8.27X7.32X3.39
WM435	250X230X100	9.84X9.06X3.94
WM440	300X270X110	11.81X10.63X4.33

Type 4X, 6P General Purpose ABS Enclosures WM series

Watertight, Flat Lid, Metal Screw





Code	Dimensions (L x W x H) (mm)	Dimensions (L x W x H) (inch)
WM006	85X59X35	3.35X2.32X1.38
WM007T	83X58X34	3.27X2.28X1.34
WM103	100X68X40	3.94X2.68X1.57
WM012	76X70X38	3X2.3X1.5

Code	Dimensions (L x W x H) (mm)	Dimensions (L x W x H) (inch)
WM104	160X100X56	6.3X3.94X2.2
WM015	180X90X37	7.09X3.54X1.46
WM015A	180X90X37	7.09X3.54X1.46

Type 4X, 6P General Purpose ABS Enclosures WM series

Watertight, Flat Lid, Metal Screw



Code	Dimensions (L x W x H) (mm)	Dimensions (L x W x H) (inch)
WM003	65X59X36	2.56X2.32X1.42
WM105	100X68X50	3.94X2.68X1.97
WM106	96X66X50	3.78X2.60X1.97
WM112T	115X85X35	4.53X3.35X1.38
WM115	115X90X55	4.53X3.54X2.17
WM116	115×87×55	4.53×3.43×2.17
WM118	115X90X70	4.53X3.54X2.3
WM123	120X80X65	4.72X3.15X2.2.2
WM124	132X69X50	5.20X2.72X1.97
WM127	150X100X45	5.90X3.94X1.77
WM128	150X100X62	5.90X3.94X2.44
WM129	155X88X60	12.17X3.46X2.36
WM131	160X92X74	6.30X3.62X2.91
WM135	158X90X46	6.22X3.54X1.81
WM135T	158X90X46	6.22X3.54X1.81
WM138	158X90X60	6.22X3.54X2.36

Code	Dimensions (L x W x H) (mm)	Dimensions (L x W x H) (inch)
WM140	158X90X64	6.22X3.54X2.52
WM142	158X90X66	6.22X3.54X2.60
WM143	160X75X50	6.30X2.95X1.97
WM153	160X160X85	6.30X6.30X3.35
WM154	160X160X90	6.30X6.30X3.54
WM156	182X81X37	7.16X3.19X1.46
WM168	192X100X45	7.55X3.94X1.77
WM169	197X90X45	7.3X3.54X1.77
WM170	192X188X70	7.55X7.40X2.3
WM171	192X188X70	7.55X7.40X2.3
WM175	192X188X100	7.55X7.40X3.94
WM223	200X120X67	7.87X4.72X2.64
WM225	200X120X74	7.87X4.72X2.91
WM244	230X150X85	9.06X5.90X3.35
WM246	240X120X68	9.45X4.72X2.68

Type 4X, 6P General Purpose ABS Enclosures WM series

Watertight, Flat Lid, Metal Screw




Code	Dimensions (L x W x H) (mm)	Remark
WM350	120X120X60	
WM352	150X150X60	
WM354	176X176X60	
WM355	176X176X100	
WM358	220X160X60	
WM359	220X160X100	
WM361	220X200X60	
WM362	220X200X100	
WM365	300X300X90	
WM368	300X300X150	
WM156	182X81X37	

Code	Dimensions (L x W x H) (mm)	Remark
WM371	148x120x60 mm	
WM372	178x150x60	
WM373	205x177x60	
WM374	248x160x60	
WM375	248x200x60	
WM376	289x150x90	
WM377	289x177x90	
WM378	289x200x90	
WM379	329x180x90	
WM380	329x230x90	
WM381	329x300x90	

Type 4X, 6P General Purpose ABS Enclosures WM series

Watertight, Flat Lid, Metal Screw



Code	Dimensions (L x W x H) (mm)	Remark
WM145	160X90X80	
WM146	160X90X60	
WM147	160X90X40	
WM220	200X120X53	
WM228	200X120X90	

Code	Dimensions (L x W x H) (mm)	Remark
WM229	200X120X72	
WM240	230X150X61	
WM241	230X150X85	
WM248	230X150X110	

WP series External hinges ABS waterproof Enclosures

Watertight, Flat Lid , External hinges have a 180° opening.



Code	Dimensions (L x W x H) (mm)	Remark
WP620	160X140X85	
WP621	175X125X85	
WP623	200X150X100	
WP626	251x170x101	
WP630	150X150X90	

Code	Dimensions (L x W x H) (mm)	Remark
WP631	160X100X85	
WP632	200X110X90	
WP633	210X160X90	
WP636	200X150X130	

WP series External hinges ABS waterproof Enclosures

Watertight, Flat Lid , External hinges have a 180° opening.



Code	Dimensions (L x W x H) (mm)	Remark
WP645	135x85x72	
WP648	200X100X72	
WP651	150X100X72	
WP652	170X120X72	
WP653	190X145X72	
WP654	220X160X72	

Code	Dimensions (L x W x H) (mm)	Remark
WP655	240X170X110	
WP656	290X190X140	
WP657	290X190X140	
WP661	340X240X155	
WP668	390X290X165	

WP series External hinges ABS waterproof Enclosures

Watertight, Flat Lid , External hinges have a 180° opening.




Code	Dimensions (L x W x H) (mm)	Remark
WP730	220x150x105	
WP731	285x189x140	
WP736	285x185x180	
WP737	285x285x155	

Code	Dimensions (L x W x H) (mm)	Remark
WP738	335x235x150	
WP739	460x350x165	
WP669	480x370x200	

WP series External hinges ABS waterproof Enclosures

Watertight, Flat Lid , External hinges have a 180° opening.



Code	Dimensions (L x W x H) (mm)	Remark
WP680	165X105X80	
WP684	222X125X75	
WP684T	222X125X75	

Code	Dimensions (L x W x H) (mm)	Remark
WP688	295X195X85	
WP688T	295X195X85	

WH Series Stainless steel hinge NEMA waterproof junction box

Watertight, Flat Lid , External hinges have a 180° opening.



Code	Dimensions (L x W x H) (mm)	内板型号 Inner Panel
WH001	120X90X70	WH001P
WH002	150X100X70	WH002P
WH003	210X110X75	WH003P
WH004	150X150X90	WH004P
WH005	220X170X110	WH005P
WH006	210X160X100	WH006P
WH007	260X110X75	WH007P

Code	Dimensions (L x W x H) (mm)	内板型号 Inner Panel
WH008	260X160X100	WH008P
WH009	280X190X140	WH009P
WH010	300X200X130	WH010P
WH011	300X300X180	WH011P
WH012	380X280X130	WH012P
WH013	400X300X180	WH013P

HK series Weatherproof and waterproof Enclosures with Knockouts

Watertight, Metric Knockouts, Fiberglass reinforced polycarbonate, IK08 Impact rating, UV Resistance, anti-aging, UL-94V0



Code	Dimensions (L x W x H) (mm)	Knockout Hole
HK060606	65*65*57	4*1-M16/20
HK060608	65*65*81	4*1-M16/20
HK060906	65*94*57	2*1-M16/20+2*2-M16/20
HK060908	65*94*81	2*1-M16/20+2*2-M16/20
HK090906	94*94*57	1*1-M16/20+3*2-M16/20
HK090908	94*94*81	1*1-M16/20+3*2-M16/20
HK111106	110*110*66	1*1-M20/25+3*2-M20/25
HK111109	110*110*90	1*1-M20/25+3*2-M20/25
HK091306	94*130*57	2*2-M16/20+2*3-M16/20
HK091308	94*130*81	2*2-M16/20+2*3-M16/20
HK131307	130*130*75	4*3-M20/25
HK131310	130*130*99	1*(1-M25/32+2-M20) 3-M20/25
HK091806	94*180*57	2*5-M16/20 2*2-M16/20
HK091808	94*180*81	2*5-M16/20 2*2-M16/20
HK111809	110*180*90	2*(1-M32/40+4-M20) 2*(1-M20/25+4-M20)
HK111811	110*180*111	2*(1-M32/40+4-M20) 2*(1-M20/25+4-M20)
HK111816	110*180*165	2*(1-M32/40+4-M20) 2*(1-M20/25+4-M20)
HK111806	110*180*63	2*(1-M16/20+2-M12) 2*(2-M16/20+1-M25/32)

Code	Dimensions (L x W x H) (mm)	Knockout Hole
HK111808	110*180*84	2*(1-M16/20+2-M12) 2*(2-M16/20+1-M25/32)
HK111813	110*180*137	2*(1-M16/20+2-M12) 2*(2-M16/20+1-M25/32)
HK131808	130*180*84	2*(1-M20/25+4-M12/16) 2*(1-M20/25+2-M12/16)
HK181809	180*182*90	2*(1-M32/40+4-M20) 2*(1-M25/32+8-M20)
HK181811	180*182*111	2*(1-M32/40+4-M20) 2*(1-M25/32+8-M20)
HK181816	180*182*165	2*(1-M32/40+4-M20) 2*(1-M25/32+8-M20)
HK181806	180*182*63	4*(1-M25/32+2-M16/20)
HK181808	180*182*84	4*(1-M25/32+2-M16/20)
HK181813	180*182*137	4*(1-M25/32+2-M16/20)
HK182506	180*254*63	2*(1-M25/32+6-M16/20) 2*(1-M25/32+2-M16/20)
HK182509	180*254*90	2*(1-M32/40+2-M25/32+8-M20) 2*(1-M32/40+4-M20)
HK182511	180*254*110	2*(1-M32/40+2-M25/32+8-M20) 2*(1-M32/40+4-M20)
HK182516	180*254*165	2*(1-M32/40+2-M25/32+8-M20) 2*(1-M32/40+4-M20)
HK182506	180*254*63	2*(1-M32/40+2-M25/32+8-M20) 2*(1-M32/40+4-M20)
HK182508	180*254*84	2*(1-M25/32+6-M16/20) 2*(1-M25/32+2-M16/20)
HK182513	180*254*137	2*(1-M25/32+6-M16/20) 2*(1-M25/32+2-M16/20)
HK253611	254*360*111	2*(2-M32/40+8-M20) 2*(1-M32/40+2-M25/32+8-M20)
HK253616	254*360*165	2*(2-M32/40+8-M20) 2*(1-M32/40+2-M25/32+8-M20)

HK series

Weatherproof and waterproof Enclosures without Knockout

Watertight, Fiberglass reinforced polycarbonate, IK08 Impact rating, UV Resistance, anti-aging, UL-94V0






Code	Dimensions (L x W x H) (mm)	Knockout Hole
HK060606W	65*65*57	
HK060608W	65*65*81	
HK060906W	65*94*57	
HK060908W	65*94*81	
HK090906W	94*94*57	
HK090908W	94*94*81	
HK111106W	110*110*66	
HK111109W	110*110*90	
HK091306W	94*130*57	
HK091308W	94*130*81	
HK131307W	130*130*75	
HK131310W	130*130*99	
HK091806W	94*180*57	
HK091808W	94*180*81	
HK111809W	110*180*90	
HK111811W	110*180*111	
HK111816W	110*180*165	
HK111806W	110*180*63	

Code	Dimensions (L x W x H) (mm)	Knockout Hole
HK111808W	110*180*84	
HK111813W	110*180*137	
HK131808W	130*180*84	
HK181809W	180*182*90	
HK181811W	180*182*111	
HK181816W	180*182*165	
HK181806W	180*182*63	
HK181808W	180*182*84	
HK181813W	180*182*137	
HK182509W	180*254*90	
HK182511W	180*254*110	
HK182516W	180*254*165	
HK182506W	180*254*63	
HK182508W	180*254*84	
HK182513W	180*254*137	
HK253611W	254*360*111	
HK253616W	254*360*165	

AW series Diecast Aluminum Waterproof Enclosures

Watertight, Thick Wall, Easy to wall mount




Code	Dimensions (L x W x H) (mm)	Remark
AW005	65*58*37	
AW010	80*75*57	
AW063	90X36X31	
AW115	100X68X50	
AW116	100*70*50	
AW013	100*100*60	
AW015	110X64X37	
AW020	115*65*55	
AW125	115X90X56	
AW025	120X80X55	
AW062	120x80x65	
AW030	120X80X65	
AW031	120*120*80	
AW033	125*80*58	
AW032	120*120*90	
AW042	140X140X75	
AW043	140X140X100	
AW035	150X64X36	
AW061	150x100x80	
AW040	160X100X65	
AW073	160x160x85	

Code	Dimensions (L x W x H) (mm)	Remark
AW079	160*160*90	
AW045	174X80X57	
AW046	175*80*80	
AW050	188X120X78	
AW074	185x135x85	
AW077	220*120*90	
AW075	220x155x95	
AW055	222X145X58	
AW060	222X145X75	
AW220	230X150X74	
AW225	230*200*110	
AW100	240x160x100	
AW071	250x80x64	
AW078	250x190x92	
AW065	252X157X72	
AW066	252X157X55	
AW105	260X160X90	
AW082	330*230*110	
AW068	360*120*80	
AW069	360*160*90	

PB Series POTTING BOXES

Tough plastic enclosures for encapsulating electronic components and assemblies



Material: UL-94HB, ABS.

These boxes are mainly used as electronic packaging gluing components, with wall thickness of about 1~1.5mm.

Recommended operating temperature: -20 to +60 °C

Colour: Black

Lid		
Code	external	Available with base
G202013L	30 × 20	G302015B
G252515L	25 × 25	G252515B / G252525B
G302015L	30 × 20	G302015B
G401316L	40 × 13	G401316B / G401325B
G453015L	45 × 30	G453015B / G453025B
G404013L	40 × 40	G404013B / G404020B
G501315L	50 × 13	G501315B
G505015L	50 × 50	G505015B / G505025B / G505050B
G705020L	70 × 50	G705020B / G705035B
G906020L	90 × 60	G906020B
G1005025L	100 × 50	G1005025B
G10010040L	100 × 100	G10010040B

STYLE A (top lids are available)	external
Code	
G202013B	20 × 20 × 13
G252515B	25 × 25 × 15
G252525B	25 × 25 × 25
G302015B	30 × 20 × 15
G401316B	40.5 × 13.5 × 16.5
G401325B	40.5 × 13.5 × 25
G404013B	40 × 40 × 13
G453015B	45 × 30 × 15
G404020B	40 × 40 × 20
G453025B	45 × 30 × 25
G501315B	50 × 13 × 15
G505015B	50 × 50 × 15
G505025B	50 × 50 × 25
G505050B	50 × 50 × 50
G705020B	70.5 × 50.5 × 20
G705035B	70.5 × 50.5 × 35
G906020B	90 × 60 × 20
G1005025B	100 × 100 × 40
G10010040B	100 × 100 × 40

STYLE B (top lids are available)	external
Code	
G141411B	14 × 14 × 11.5
G171410B	17.3 × 14.8 × 10.5
G171415B	17.3 × 14.8 × 15.2
G181812B	18.4 × 18.4 × 13.5
G211317B	21 × 13 × 17.5
G222214B	22.3 × 22.3 × 14
G262635B	26 × 26 × 35
G282819B	28.7 × 28.7 × 19
G323220B	32.3 × 32.3 × 20
G383826B	38.8 × 38.8 × 26.5
G383839B	38.8 × 38.8 × 39
G401020B	40 × 10 × 20
G464640B	46 × 46 × 40.5
G121215B	12 × 12 × 15
G212112B	21 × 21 × 12
G252515B	25 × 25 × 15
G382020B	38 × 20 × 20
G453016B	45.5 × 30.5 × 16
G673546B	67 × 35.5 × 46

BW Series Circuit breaker box transparent protective window hood



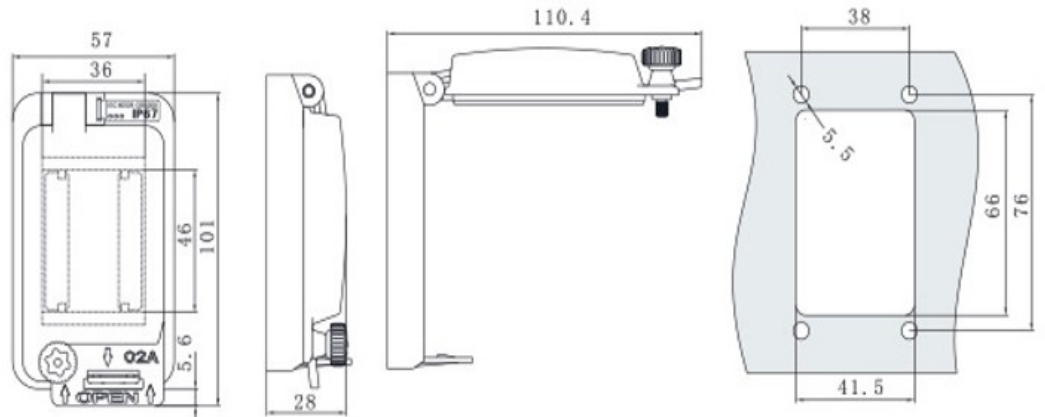
Modules	Code	Size	Quantity/Ctn	Weight/Ctn (kg)
2 modules	BW-02A	57*101*28	200pcs	13.96
3 modules	BW-03A	75*101*28	160pcs	12.46
4 modules	BW-04A	93*101*28	120pcs	12.3
The type 86 modules	BW-K05A	107*129.5*32.5	96pcs	13.65
6 modules	BW-06A	124*101*28	96pcs	12.73
8 modules	BW-08A	160*101*28	72pcs	12.56
10 modules	BW-10A	196*101*28	50pcs	10.93
12 modules	BW-12A	232*101*28	50pcs	12.5
13 modules	BW-13A	250*101*28	45pcs	12.75
16 modules	BW-16A	304*101*28	50pcs	12.25
18 modules	BW-18A	340*101*28	65pcs	17.96
Type D support frame	BW-D(02-13)			
Type D support frame	BW-D(16-18)			
Type X support frame	BW-X(06-18)			



Application

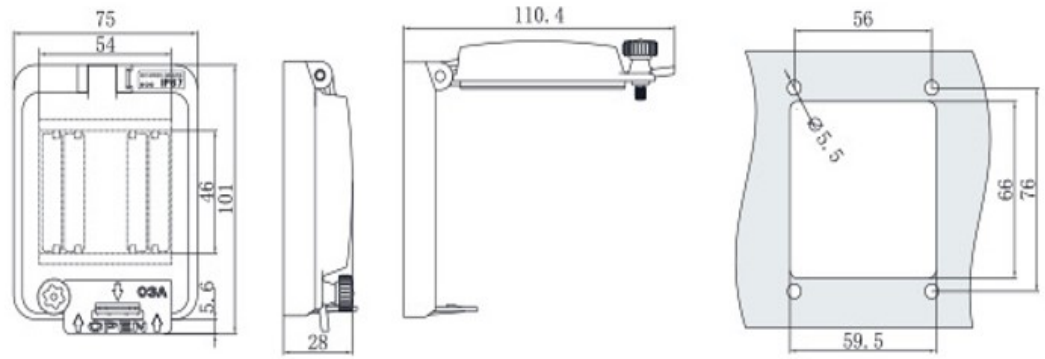


BW-02A

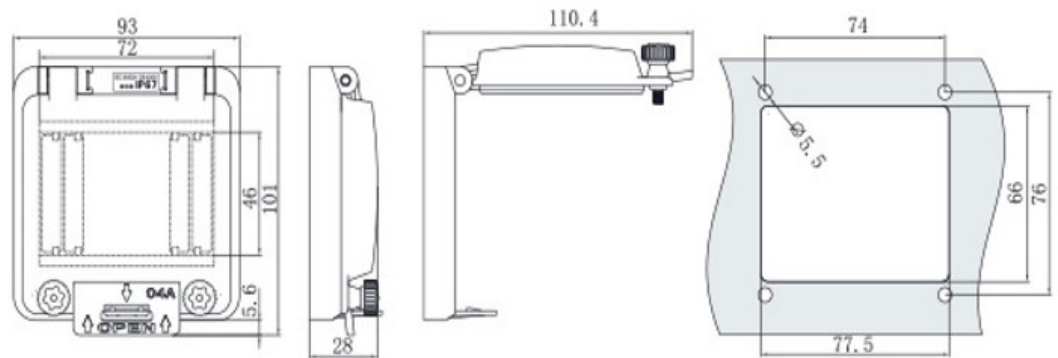


BW Series Circuit breaker box transparent protective window hood

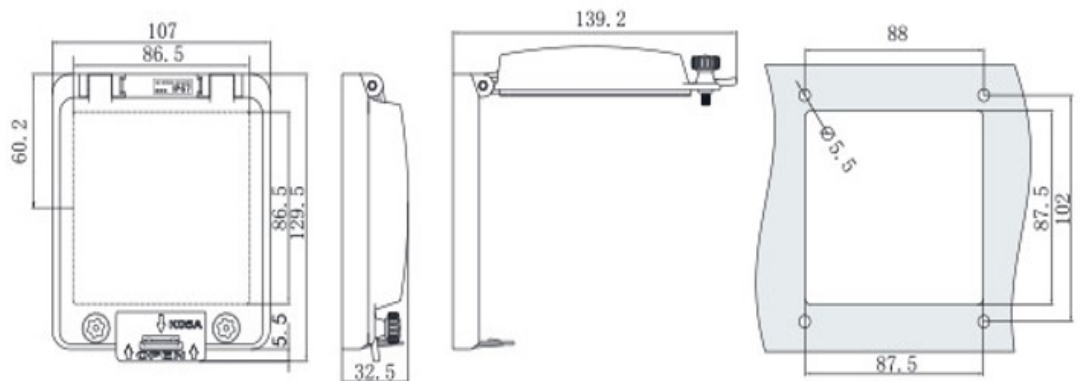
BW-03A



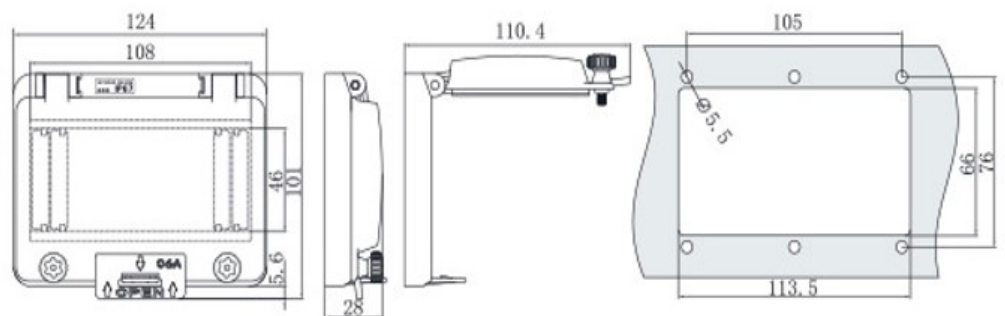
BW-04A



BW-05A

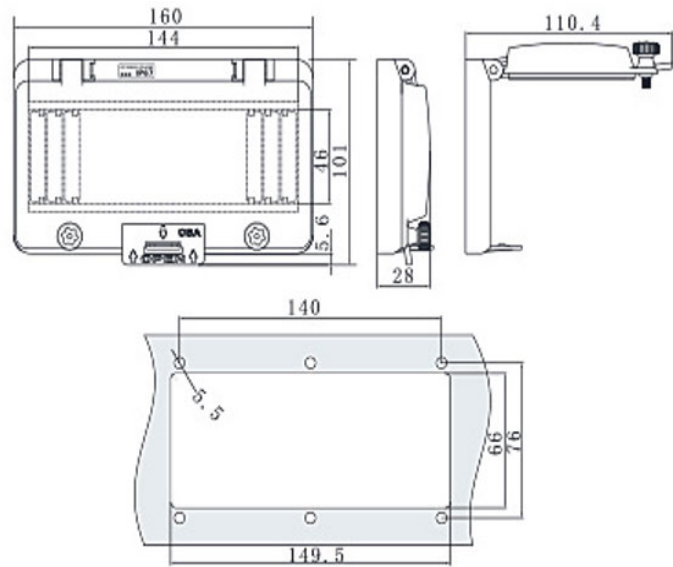


BW-06A

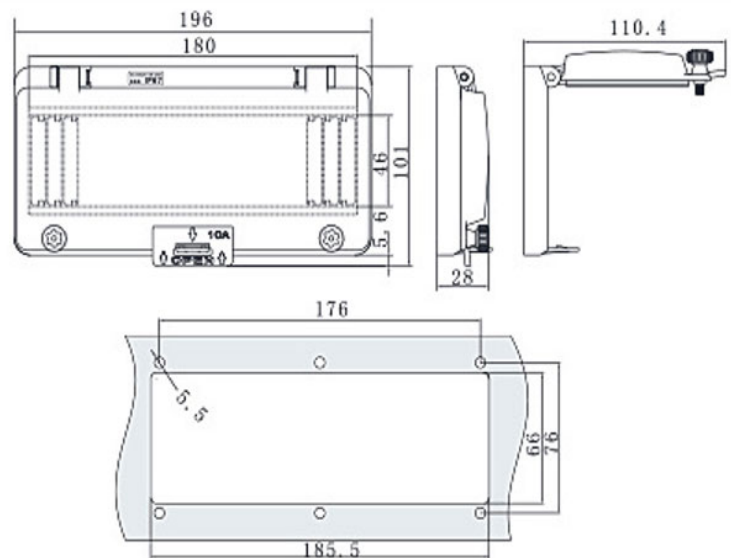


BW Series Circuit breaker box transparent protective window hood

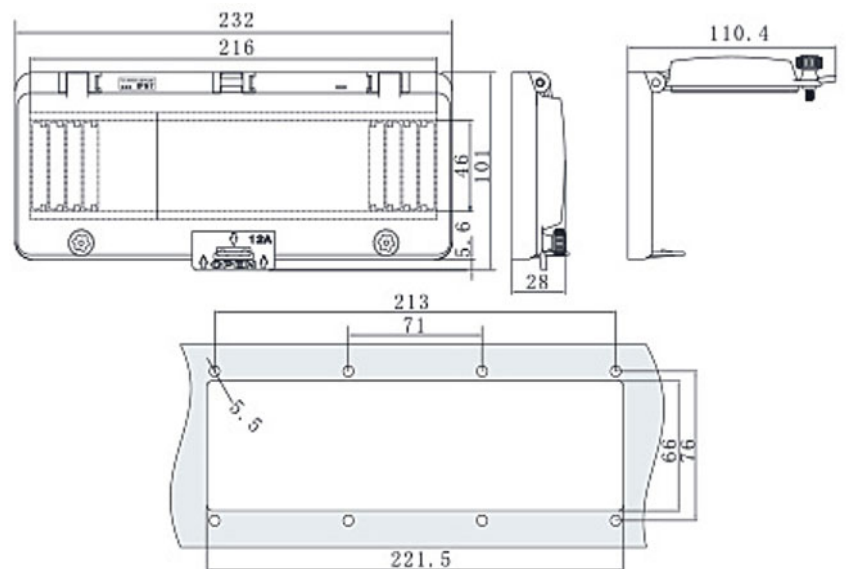

BW-08A



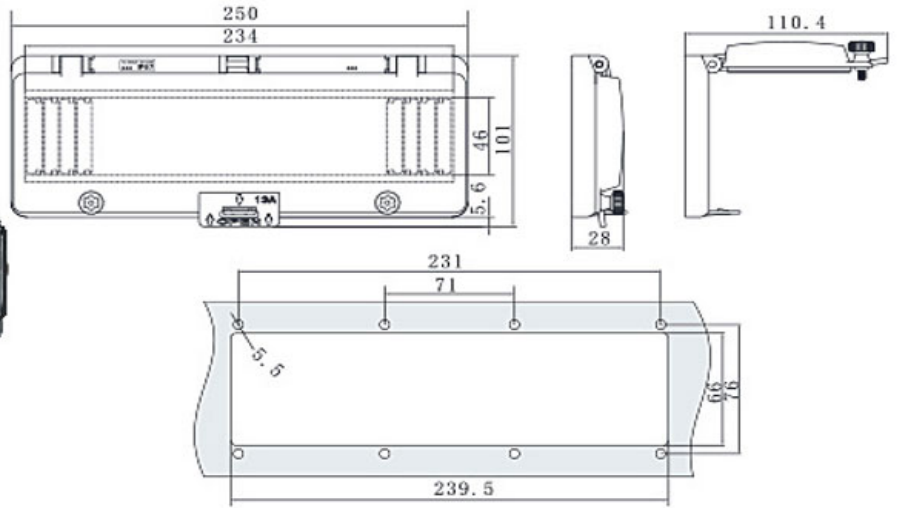
BW-10A



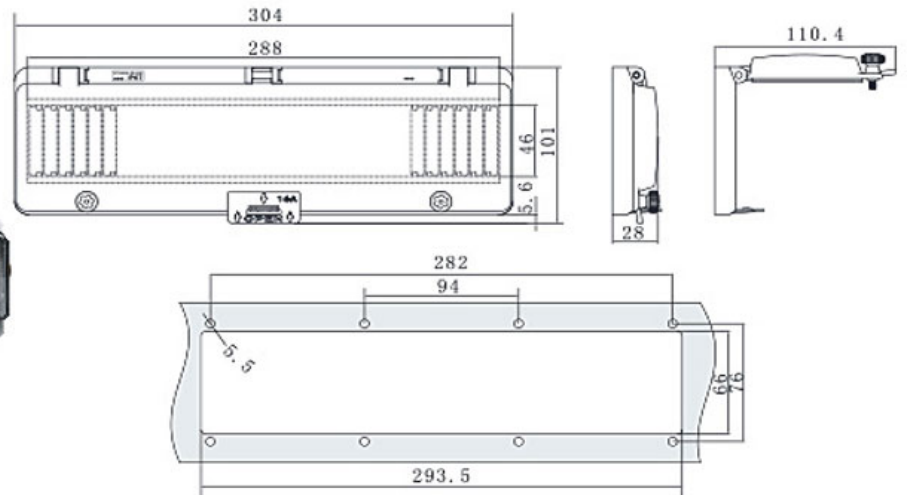

BW-12A



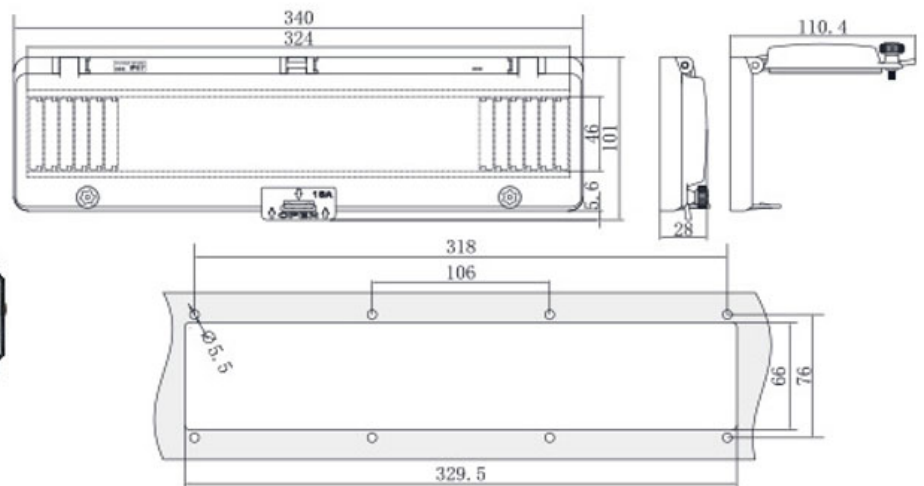

BW-13A



BW-16A



BW-18A



WB Series Push-button box



CODE	Hole	Size (W×L×H/mm)		
WB021	1	68*68*53		可选颜色 Optional color 黄色 Yellow 白色 White
WB022	2	68*106*53		
WB023	3	68*136*53		
WB024	4	68*166*53		
WB025	5	68*196*53		

产品特性 PRODUCT FEATURES

防水、防尘、耐腐蚀、高强度绝缘。


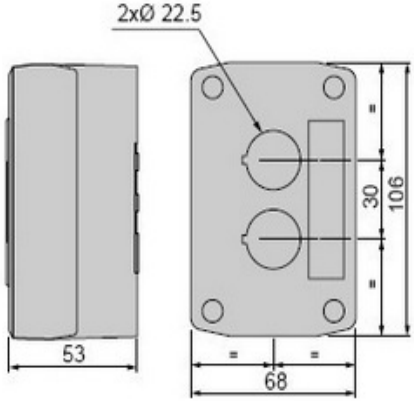
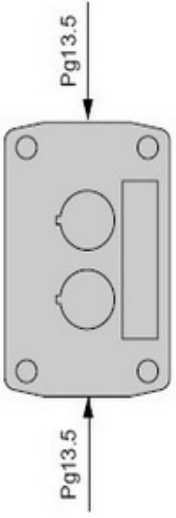
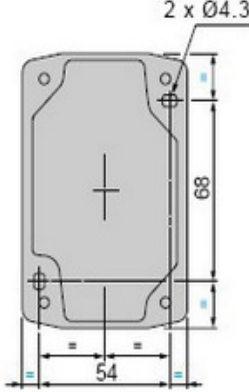
适用于机场、地铁站、按钮盒、小型终端机、信号机箱、继电器、传感器、通信接线盒等设备。


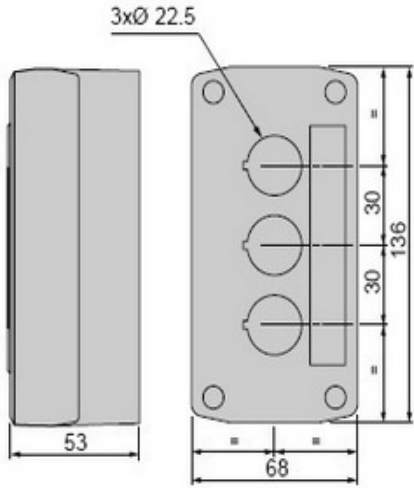
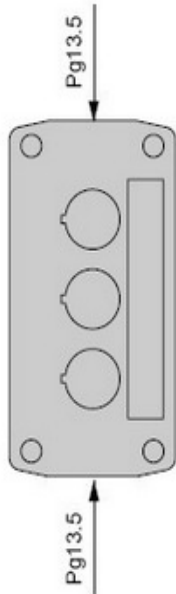
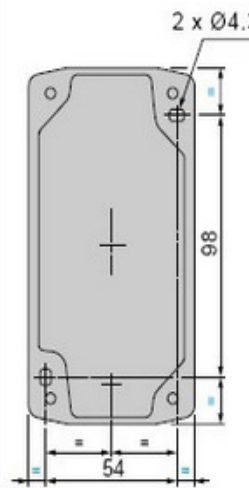
Waterproof, dustproof, anticorrosion, high-strength insulation

It can be used in airport, subway station, and it can be pushbutton box, terminal box, signal box, really box, sensor box and communication junction box and so on.


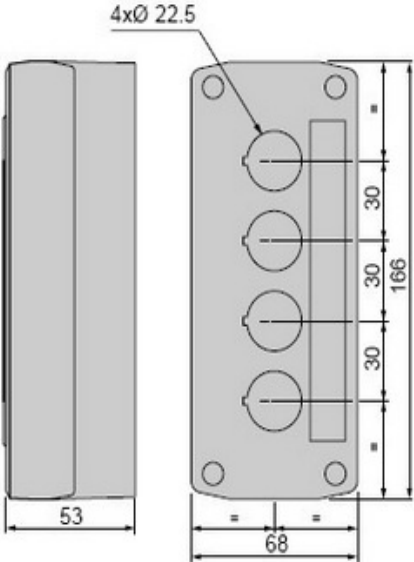

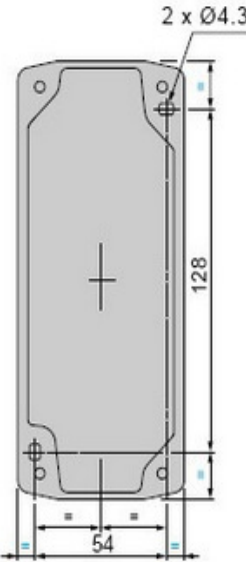
产品的名称和型号	外形和按钮孔尺寸图	敲落孔位置示意图	按钮盒安装开孔尺寸图
1孔按钮盒 防护等级 IP65			


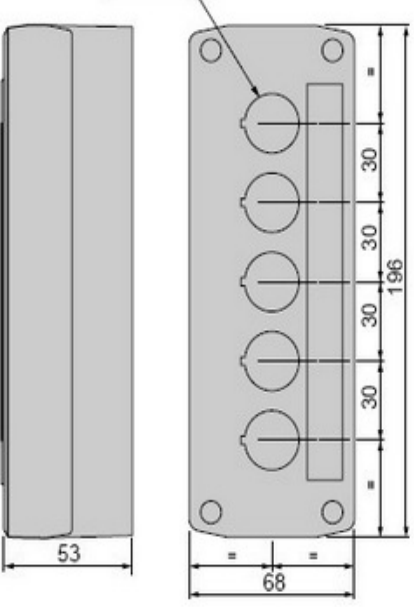
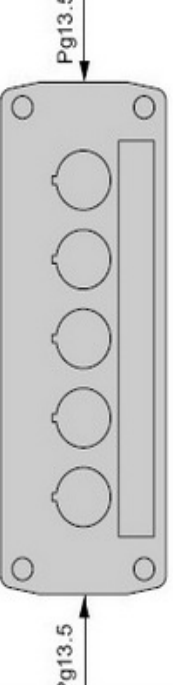
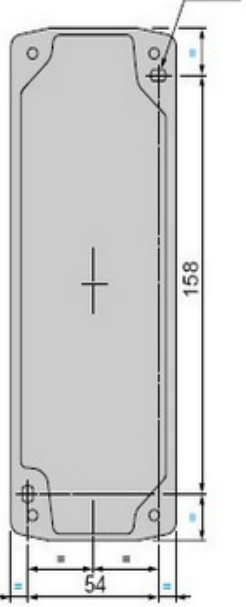
WB Series Push-button box

产品的名称和型号	外形和按钮孔尺寸图	敲落孔位置示意图	按钮盒安装开孔尺寸图
<p>2孔按钮盒</p> <p>防护等级 IP65</p> 			

产品的名称和型号	外形和按钮孔尺寸图	敲落孔位置示意图	按钮盒安装开孔尺寸图
<p>3孔按钮盒</p> <p>防护等级 IP65</p> 			

WB Series Push-button box

产品的名称和型号	外形和按钮孔尺寸图	敲落孔位置示意图	按钮盒安装开孔尺寸图
<p>4孔按钮盒</p> <p>防护等级IP65</p> 	 <p>4x\varnothing 22.5</p> <p>53</p> <p>68</p> <p>30</p> <p>30</p> <p>30</p> <p>30</p> <p>166</p>	 <p>Pg13.5</p> <p>Pg13.5</p>	 <p>2 x \varnothing 4.3</p> <p>54</p> <p>128</p>

产品的名称和型号	外形和按钮孔尺寸图	敲落孔位置示意图	按钮盒安装开孔尺寸图
<p>5孔按钮盒</p> <p>防护等级IP65</p> 	 <p>5x\varnothing 22.5</p> <p>53</p> <p>68</p> <p>30</p> <p>30</p> <p>30</p> <p>30</p> <p>30</p> <p>196</p>	 <p>Pg13.5</p> <p>Pg13.5</p>	 <p>2 x \varnothing 4.3</p> <p>54</p> <p>158</p>

WB Series Push-button box



CODE	Hole	Size (W×L×H/mm)	
WB041	1	71*71*65.5	可选颜色 Optional color 黄色 Yellow 白色 White
WB042	2	71*130*65.5	
WB043	3	71*170*65.5	
WB044	4	71*210*65.5	
WB045	5	71*250*65.5	

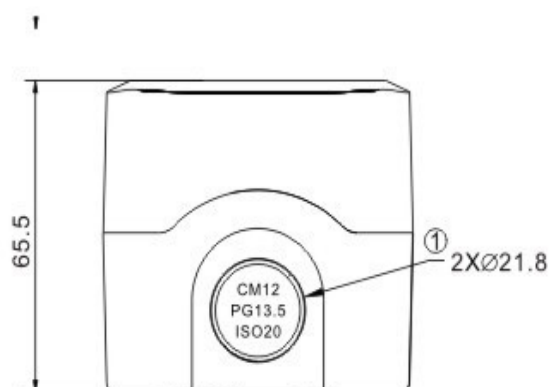
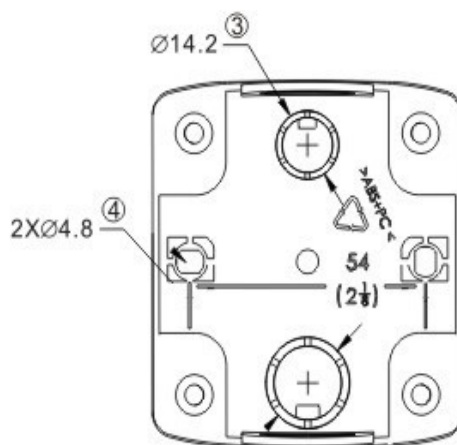
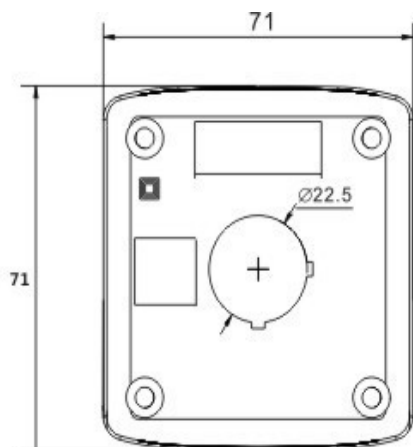
产品特性 PRODUCT FEATURES

防水、防尘、耐腐蚀、高强度绝缘。

适用于机场、地铁站、按钮盒、小型终端机、信号机箱、继电器、传感器、通信接线盒等设备。

Waterproof, dustproof, anticorrosion, high-strength insulation

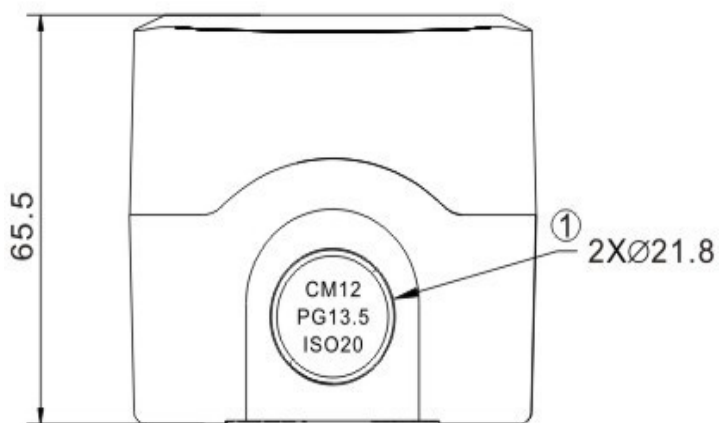
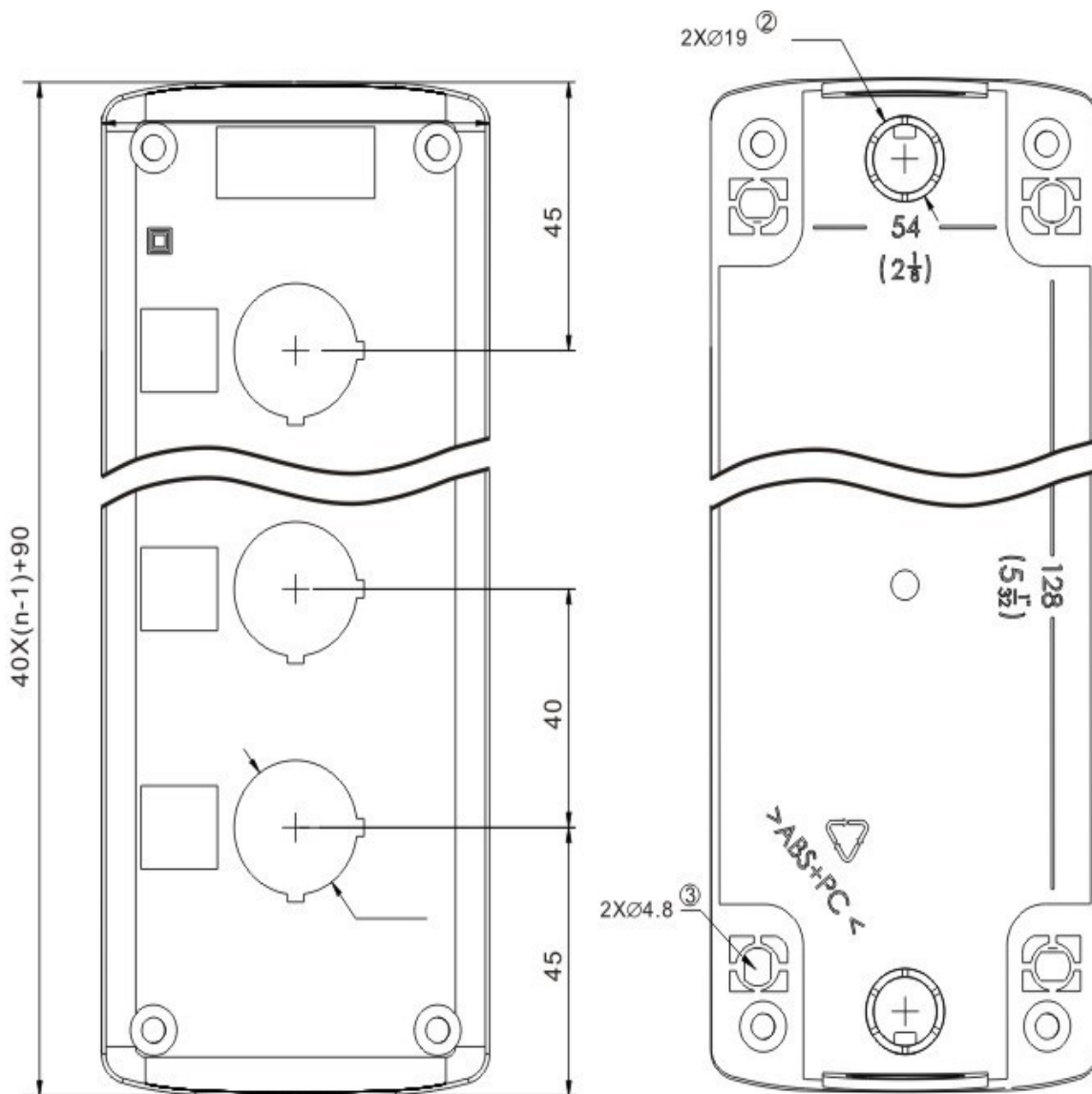
It can be used in airport, subway station, and it can be pushbutton box, terminal box, signal box, relay box, sensor box and communication junction box and so on.



Ø19 ②

- ① 2φ 21.8mm knockout hole, wire diameter 6-12mm
- ② φ19mm knockout hole
- ③ φ14.3mm knockout hole
- ④ 2x φ 4.8mm mounting hole

WB Series Push-button box



- ① 2 \varnothing 21.8mm knockout hole, wire diameter 6-12mm
- ② \varnothing 19mm knockout hole
- ③ 2x \varnothing 4.8mm mounting hole
- ④ n: number of holes

WJ Series Economical Junction Box

Type A With Rubber Seal ; Type B With Knockout



No. 序号	Type A (With Rubber Seal)	Type B (With Knockout)	Dimension(mm) 尺寸(mm)	IP 防水等级	Holes 孔数	Hole diameter (mm) 孔直径 (mm)	Packing Quantity 装箱数 (个)
1	WJ201A	WJ201B	50x50mm	IP55	4	25	300
2	WJ202A	WJ202B	80x50mm	IP55	4	25	240
3	WJ203A	WJ203B	85x85x50mm	IP55	7	25	200
4	WJ204A	WJ204B	100x100x70mm	IP65	7	25	100
5	WJ205A	WJ205B	150x110x70mm	IP65	10	25	60
6	WJ206A	WJ206B	150x150x70mm	IP65	8	25	60
7	WJ207A	WJ207B	200x100x70mm	IP65	8	25	60
8	WJ208A	WJ208B	200x155x80mm	IP65	10	36	40
9	WJ209A	WJ209B	200x200x80mm	IP65	12	36	40
10	WJ210A	WJ210B	255x200x80mm	IP65	12	36	40
11	WJ211A	WJ211B	255x200x120mm	IP65	12	36	30
12	WJ212A	WJ212B	300x250x120mm	IP65	12	36	20
13	WJ213A	WJ213B	400x350x120mm	IP65	16	36	10

WJ Series Economical Junction Box

Type A With Rubber Seal ; Type B With Knockout



WJ201A 50x50mm WJ201B



WJ202A 80x50mm WJ202B



WJ204A 100x100x70mm WJ204B



WJ205A 150x110x70mm WJ205B



WJ206A 150x150x70mm WJ206B



WJ207A 200x100x70mm WJ207B



WJ208A 200x155x80mm WJ208B



WJ209A 200x200x80mm WJ209B

WJ Series Economical Junction Box

Type A With Rubber Seal ; Type B With Knockout



WJ210A 255x200x80mm WJ210B



WJ212A 300x250x120mm WJ212B



WJ213A 400x350x120mm WJ213B

WT Series Terminal block box

IP 66 / 67

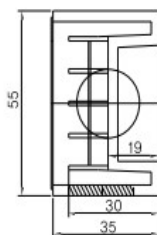
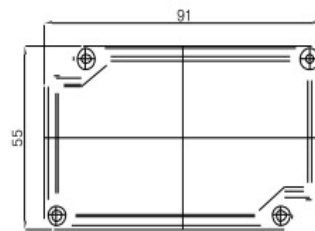
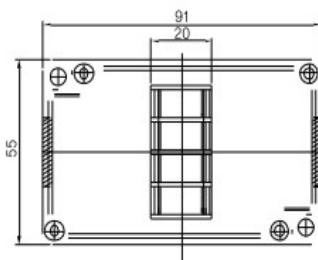



Code	Size (W×L×H/mm)	Size(W×L×H/inch)
WT- 4P	55x90x45x21 (Knock out)	2.17x3.58x1.69
WT- 4PH	50×82×43×21 (Knock out)	1.97x3.23x1.69
WT- 4PT	65×74×43×21 (Knock out)	2.56×2.91×1.69
WT- 6P	75×91×43×21 (Knock out)	2.95×3.58×1.69
WT- 6PH	55x91x43x21 (Knock out)	2.17x3.58x1.69
WT- 6PT	75×91×43×21 (Knock out)	2.95×3.58×1.69
WT- 10P	91×110 ×43×21 (Knock out)	3.58×4.01×1.69
WT- 10PT	75×125×43×21 (Knock out)	2.95×4.92×1.69
WT- 15P	100×185×70	3.94×7.28×2.76
WT- 15PT	100×185×70	3.94×7.28×2.76
WT- 20P	100×230×70	3.94×9.06×2.76
WT- 20PT	100×230×70	3.94×9.06×2.76
WT- 20PA	160×160×70	6.30×6.30×2.76
WT- 20P2	160x160x70	6.30x6.30x2.76

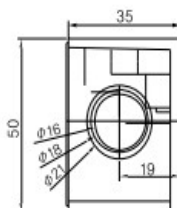
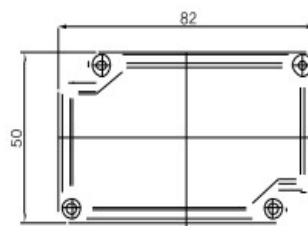
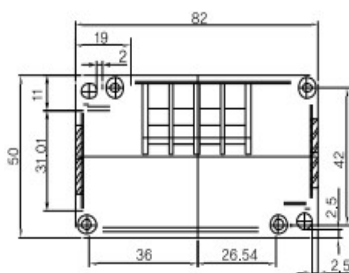

PBT-3P	33x65x24x9.2	1.29x2.55x0.94x0.36
PBT-4P	40x60x24x9.2	1.57x2.36x0.94x0.36
PBT-6P	50x70x24x9.2	1.96x2.75x0.94x0.36

WT Series Terminal block box

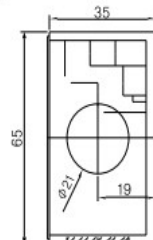
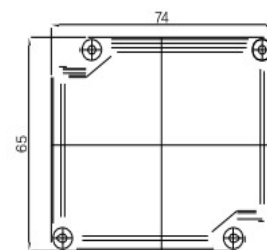
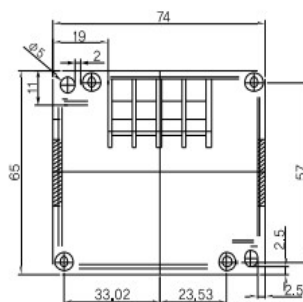
WT - 4P



4PH

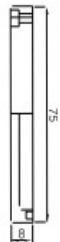
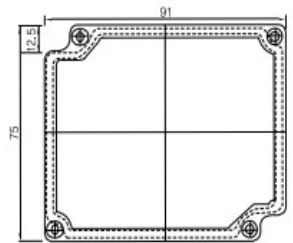
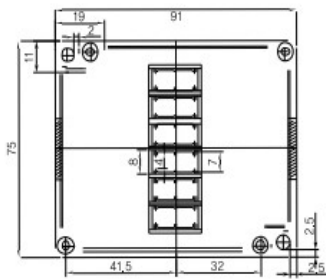


WT - 4PT

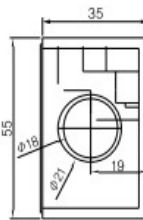
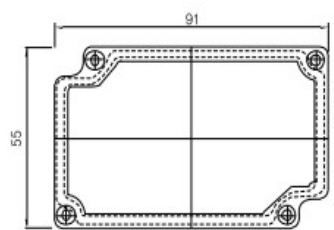
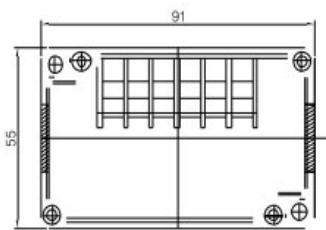


WT Series Terminal block box

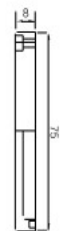
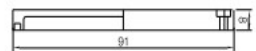
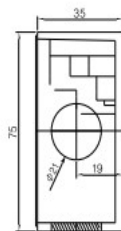
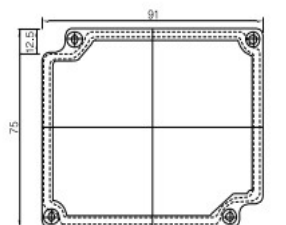
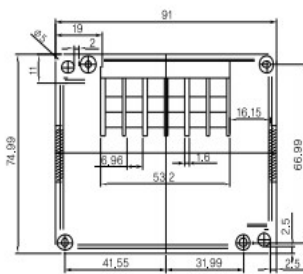

WT - 6P



6PH

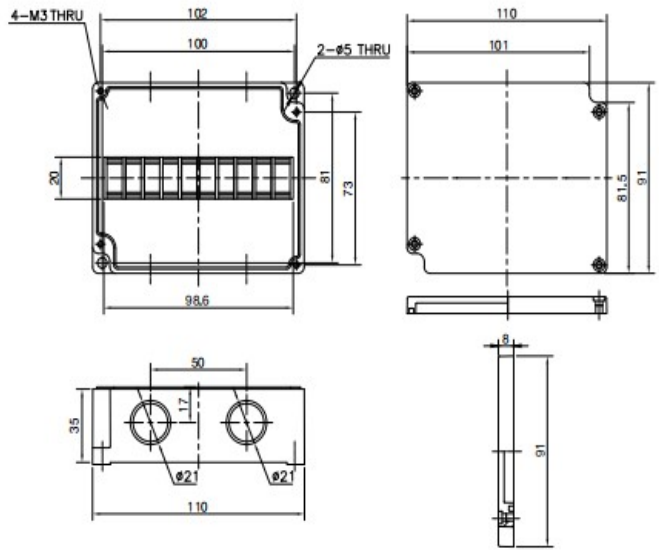



WT - 6PT

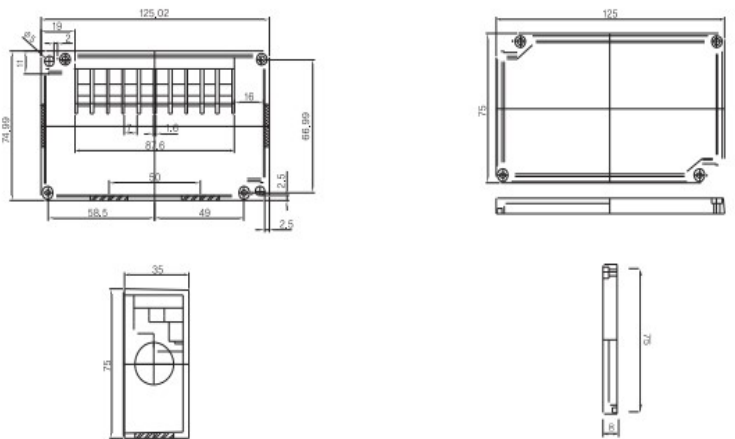



WT Series Terminal block box

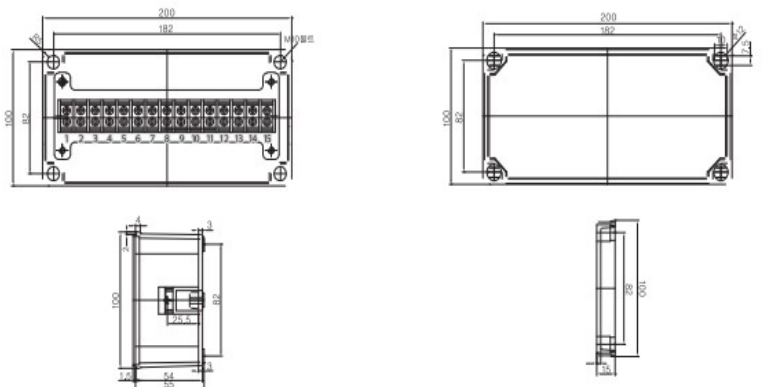

WT - 10P



WT - 10PT

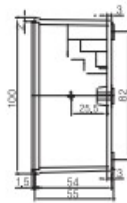
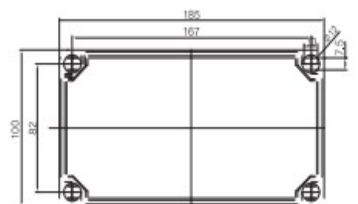
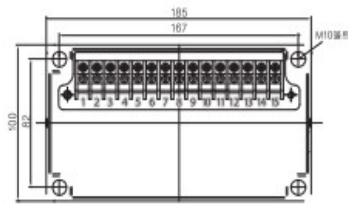



WT - 15P

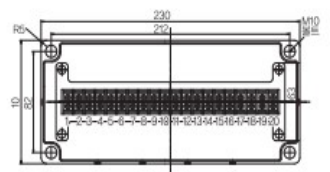


WT Series Terminal block box

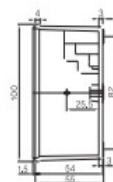

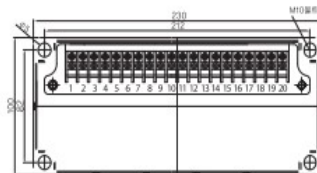

WT - 15PT



WT - 20P




WT - 20PT

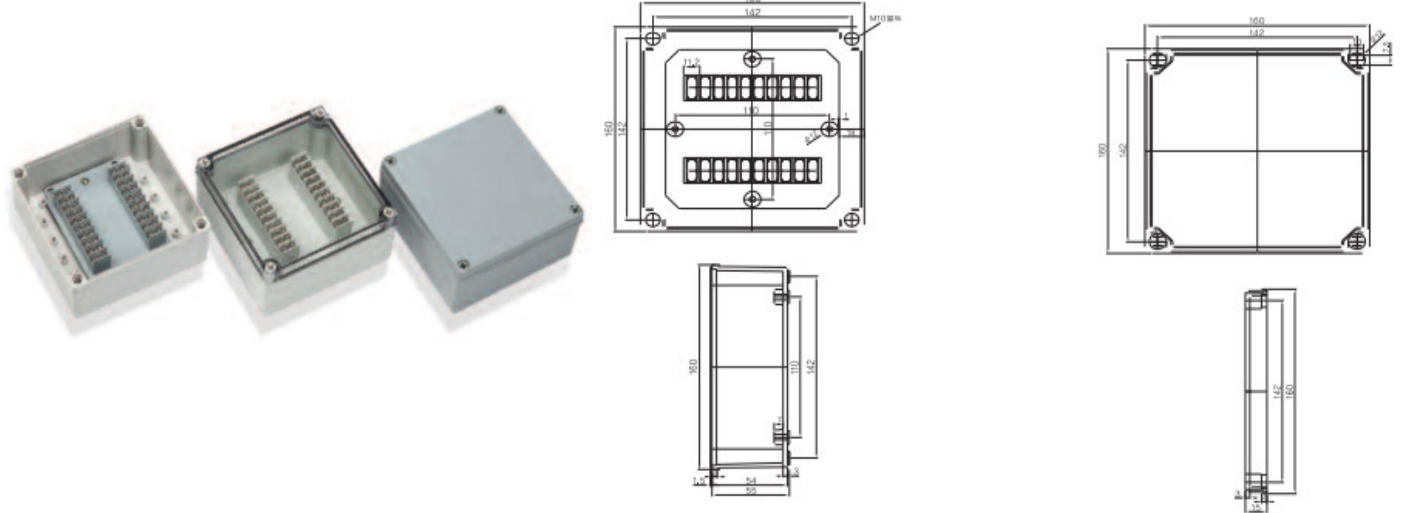


WT Series Terminal block box

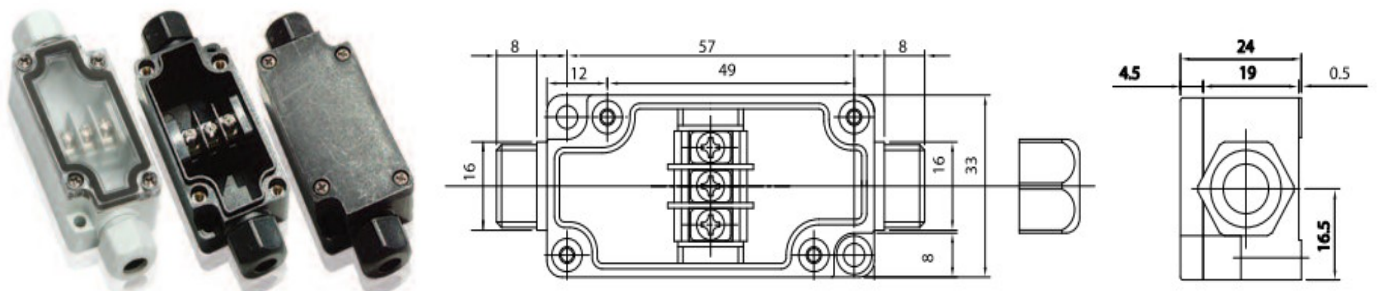
WT - 20PA



WT - 20P2



PBT-3P

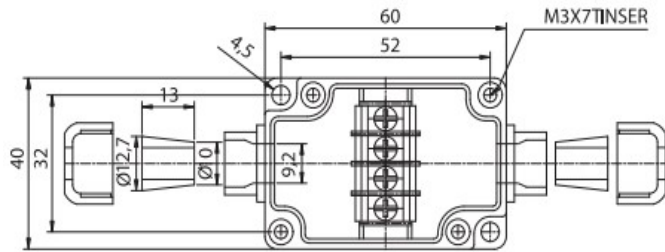


WT Series Terminal block box

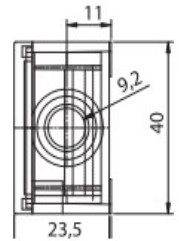
PBT-4P




BASE



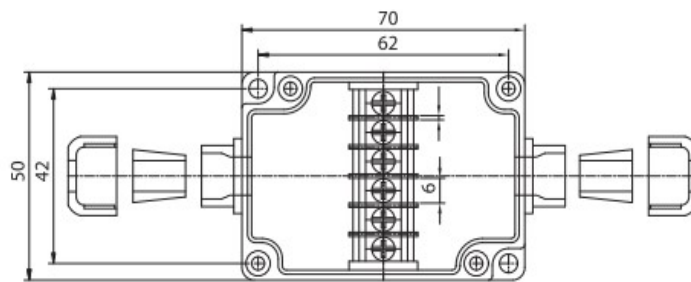
COVER



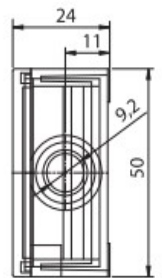
PBT-6P



BASE



COVER



WF Series

Flanged enclosure for modern sensor applications

plastic enclosures can be mounted to poles with cable ties or walls/surfaces with screws using the two flanges on either end. They are ideal for smart factory sensors, IIoT devices and much more.



	Code	Dimensions (L x W x H) (inch)	Dimensions (L x W x H) (mm)	PCB size (inch)	PCB size (mm)
1	WF4107	3.976*1.969*0.866	101*50*22	2.756*1.575	70*40
2	WF4207	3.976x1.969x1.024	101*50*26	2.756*1.575	70*40
3	WF6107	4.764*2.441*1.024	121*62*26	3.543*1.969	90*50
4	WF6207	4.764*2.441*1.220	121*62*31	3.543*1.969	90*50



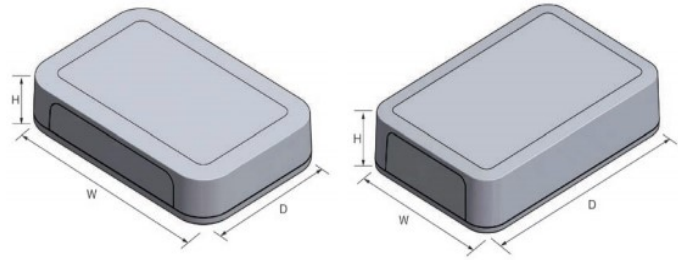
APPLICATION FIELDS

- IoT/IIoT
- Sensor system
- Environmental technology
- Measurement and control engineering
- Control technology
- Medical and laboratory technology
- Security and monitoring technology



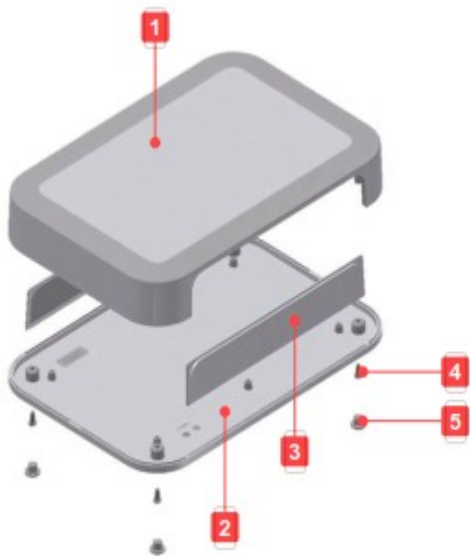
NC Series NETWORK PLASTIC BOX

Suitable for Wi-Fi access point, measuring equipment, controller or various other applications for desktop, wall mounting use.



Code	Dimensions (mm)			Screw	Weight
	W	H	D		
NC100207	100	22.5	67	M2.5-8 x 4 pcs	60
NC100210	100	22.5	100	M2.5-8 x 4 pcs	82.9
NC100215	100	22.5	150	M2.5-8 x 4 pcs	120.2
NC100407	100	35	67	M2.5-8 x 4 pcs	65
NC100410	100	35	100	M2.5-8 x 4 pcs	97.1
NC100415	100	35	150	M2.5-8 x 4 pcs	132.6
NC100615	100	55	150	M2.5-8 x 4 pcs	169.1
NC130309	125	25	85	M2.5-8 x 4 pcs	90.8
NC130313	125	25	125	M2.5-8 x 4 pcs	127.5
NC130319	125	25	190	M2.5-8 x 4 pcs	186.8
NC130409	125	40	85	M2.5-8 x 4 pcs	108.4
NC130413	125	40	125	M2.5-8 x 4 pcs	151.4
NC130419	125	40	190	M2.5-8 x 4 pcs	214.9
NC130619	125	60	190	M2.5-8 x 4 pcs	250.4
NC150310	150	30	100	M2.5-8 x 4 pcs	145.5
NC150315	150	30	150	M2.5-8 x 4 pcs	207.5
NC150510	150	45	100	M2.5-8 x 4 pcs	166
NC150515	150	45	150	M2.5-8 x 4 pcs	233.5
NC180412	175	35	120	M2.5-8 x 4 pcs	188.7
NC180418	175	35	175	M2.5-8 x 4 pcs	266.8
NC180512	175	50	120	M2.5-8 x 4 pcs	213.6
NC180518	175	50	175	M2.5-8 x 4 pcs	302.1

NC200413	200	40	135	M3-8 x 4 pcs	264
NC200420	200	40	200	M3-8 x 4 pcs	368.5
NC200613	200	60	135	M3-8 x 4 pcs	302.5
NC200620	200	60	200	M3-8 x 4 pcs	417
NC240417	240	42.5	165	M3-8 x 4 pcs	370.4
NC240424	240	42.5	240	M3-8 x 4 pcs	521.4
NC240617	240	60	165	M3-8 x 4 pcs	408.8
NC240624	240	60	240	M3-8 x 4 pcs	568.7
NC280520	280	45	200	M3-8 x 4 pcs	536.9
NC280720	280	65	200	M3-8 x 4 pcs	601.1
NC280920	280	90	200	M3-8 x 4 pcs	677.6
NC320523	320	45	225	M3-8 x 4 pcs	681.1
NC320723	320	70	225	M3-8 x 4 pcs	764.4
NC321023	320	100	225	M3-8 x 4 pcs	859.4



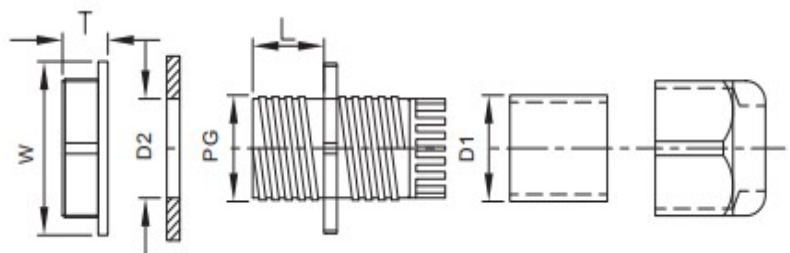
- Flat designed plastic case with detachable panels.
- Made of general ABS or flame-resistant ABS UL94V-0, and available in off-white and dark gray color.
- total 36 different sizes available for selection.
- Equipped with built-in bosses for PCB mounting.
- Suitable for Wi-Fi access point, measuring equipment, controller or various other applications for desktop, wall mounting use and so on.

PG SERIES CABLE GLANDS




MATERIAL: NYLON66 UL94-V2
 Colour: black, grey

ITEM No.	D1	D2	L	T	W	FOR CABLES DIAMETER IN mm
PG7	8	12.9	8	5.3	21	3.0 - 4.3
PG9	10.35	15.29	8.2	5.1	23.4	4.0 - 6.4
PG11	13.2	18.9	8.2	5.2	26.6	5.0 - 7.5
PG13.5	15.2	20.2	9.43	6.2	29.5	6.0 - 11.0
PG16	17.45	22.6	9.7	6.35	33.1	10.0 - 13.0
PG21	22.1	28.6	10.8	7.3	39.1	13.0 - 17.0
PG29	29.43	36.8	11	8	50.1	18.0 - 24.0



WX Series Outdoor waterproof junction box

IP 68 Outdoor Lighting Terminal Connections 1-6 Wires Waterproof Junction Box material: PC and Silic



Code	Dimension (mm)	IP grade	Hole	Cable gland
WX101	70*40*40	IP68	0-4	PG7/PG9/PG13.5
WX102	90*50*42	IP68	0-6	PG7/PG9/PG13.5
WX103	120*70*48	IP68	0-6	PG7/PG9/PG13.5
WX104	140*85*56	IP68	0-8	PG9/PG13.5/M25



can be slotted as required



Application Fields

It is mainly used for outdoor waterproof equipment, street lamp, ground lamp, yard lamp, outdoor projection lamp, etc

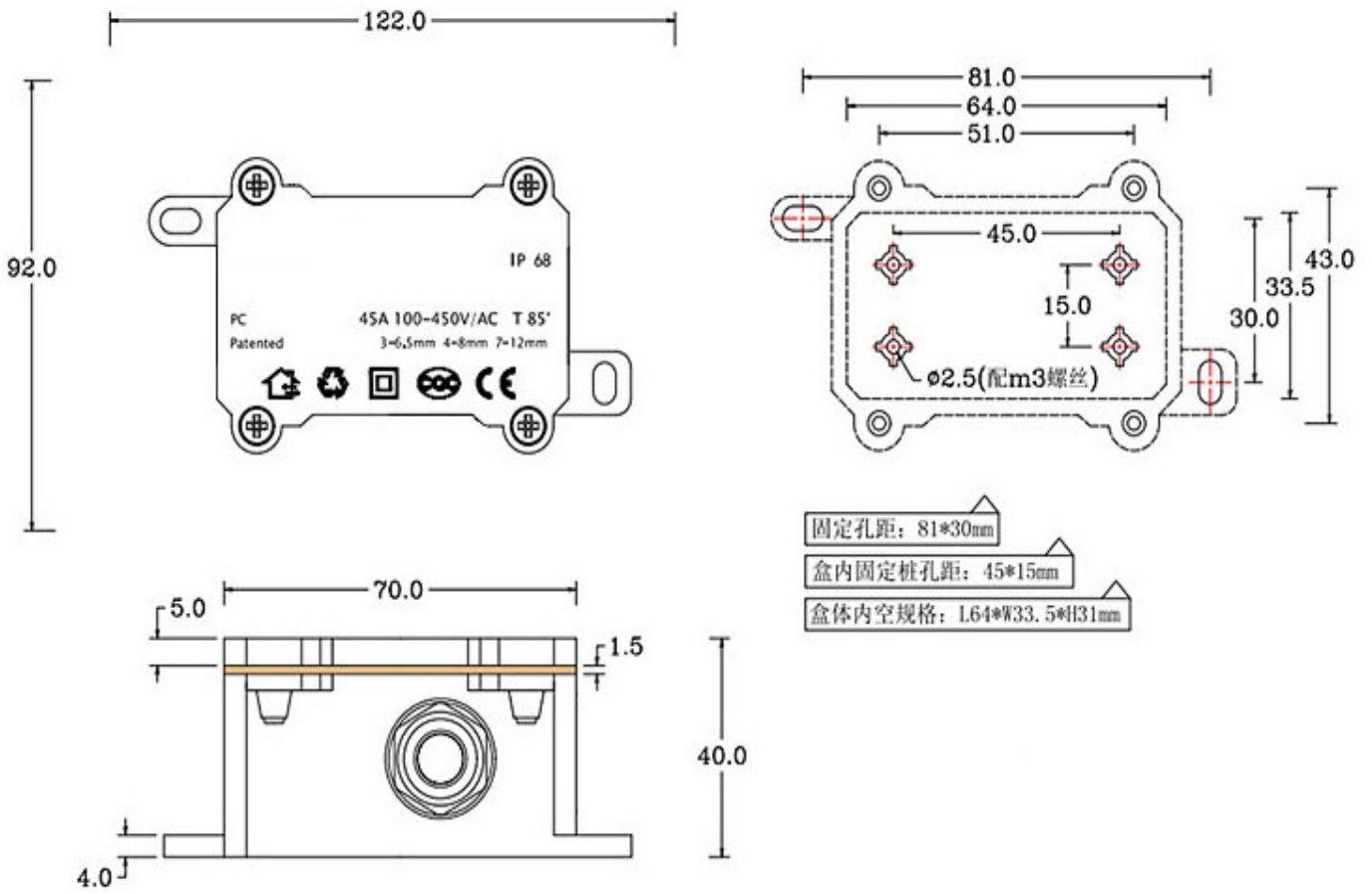
应用场景

主要用于户外防水设备，路灯、地埋灯、庭院灯、户外投光灯等

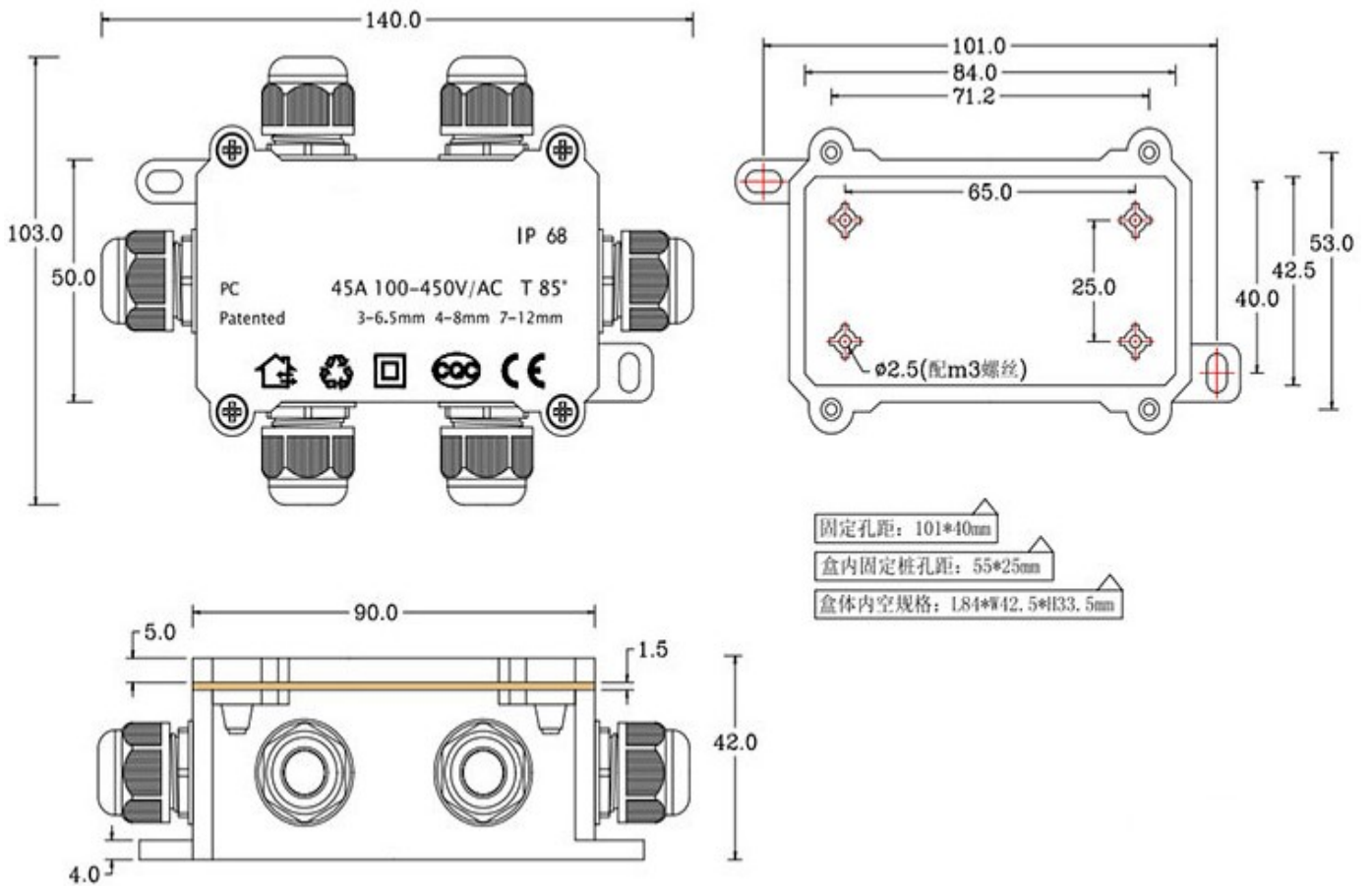
IT IS MAINLY USED FOR OUTDOOR WATERPROOF EQUIPMENT, STREET LAMP, BURIED LAMP, YARD LAMP, OUT DOOR PROJECTION LAMP, ETC



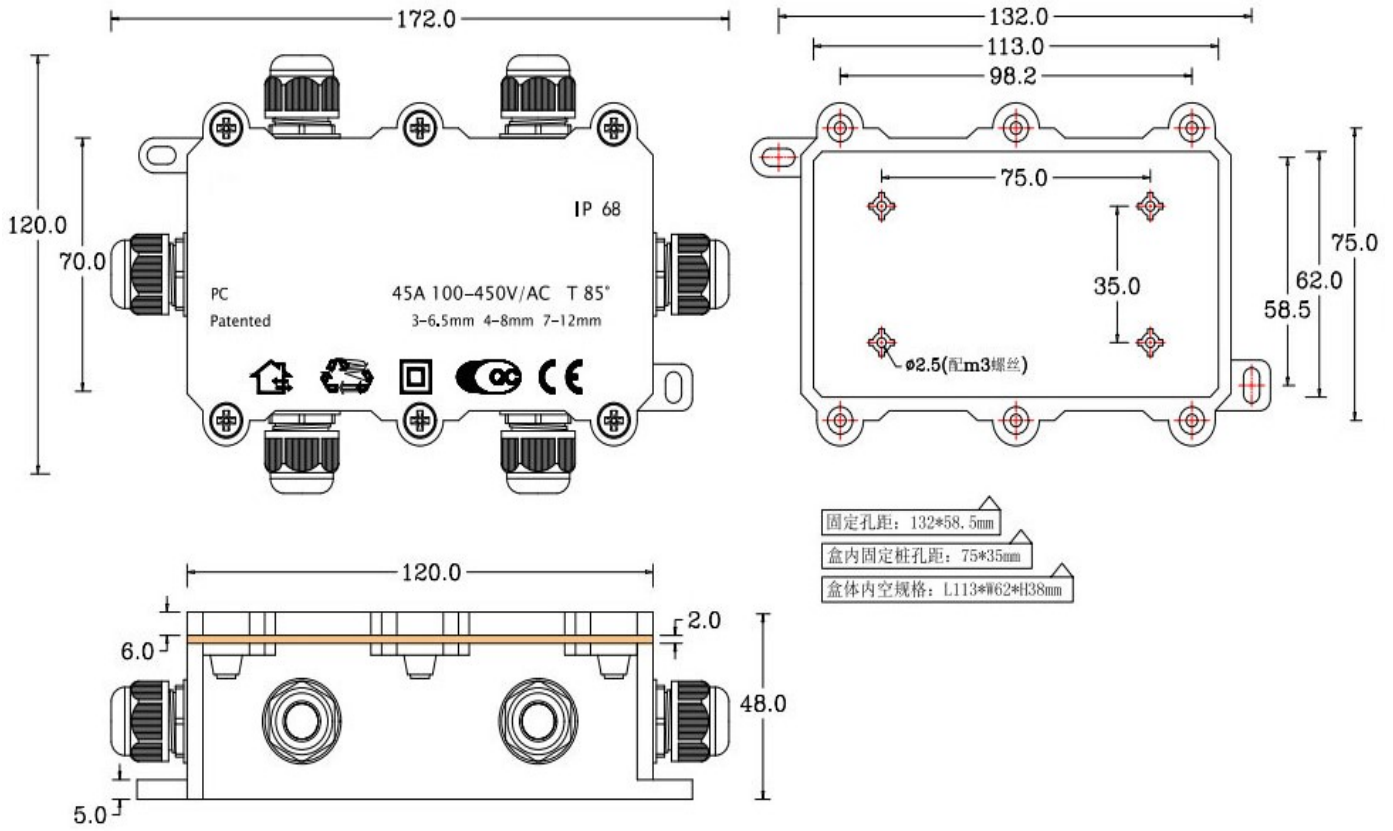
WX101



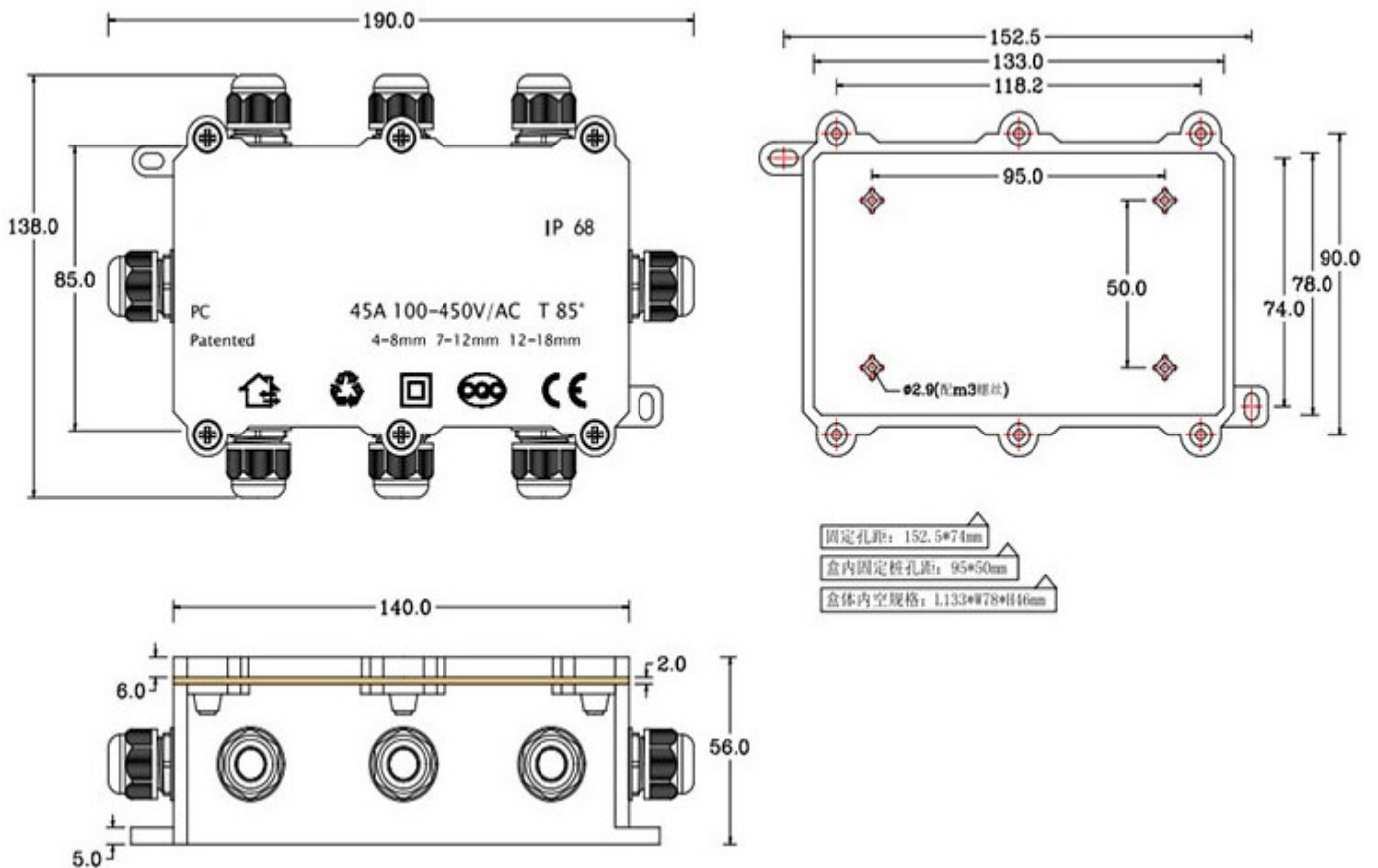
WX102



WX103



WX104



1551 MINI Series

Subminiature Plastic Enclosures

General Purpose ABS. Three Sizes, Five Colors



Unit: inch

Part No.	Black	Color	Length (inch)	Width (inch)	Depth (inch) (Including Lid)
1551ABK		Black	1.38	0.79	0.61
1551AGY		Grey	1.38	0.79	0.61
1551ACLR		TransClear	1.38	0.79	0.61
1551ATSK		TransSmoke	1.38	0.79	0.61
1551ATRD		TransRed	1.38	0.79	0.61
1551BBK		Black	1.97	0.98	0.61
1551BGY		Grey	1.97	0.98	0.61
1551BCLR		TransClear	1.97	0.98	0.61
1551BTSK		TransSmoke	1.97	0.98	0.61
1551BTRD		TransRed	1.97	0.98	0.61
1551CBK		Black	2.56	1.18	0.61
1551CGY		Grey	2.56	1.18	0.61
1551CCLR		TransClear	2.56	1.18	0.61
1551CTSK		TransSmoke	2.56	1.18	0.61
1551CTRD		TransRed	2.56	1.18	0.61

Unit: mm

Part No.	Black	Color	Length (mm)	Width (mm)	Depth (mm) (Including Lid)
1551ABK		Black	35	20	15
1551AGY		Grey	35	20	15
1551ACLR		TransClear	35	20	15
1551ATSK		TransSmoke	35	20	15
1551ATRD		TransRed	35	20	15
1551BBK		Black	50	25	15
1551BGY		Grey	50	25	15
1551BCLR		TransClear	50	25	15
1551BTSK		TransSmoke	50	25	15
1551BTRD		TransRed	50	25	15
1551CBK		Black	65	30	15
1551CGY		Grey	65	30	15
1551CCLR		TransClear	65	30	15
1551CTSK		TransSmoke	65	30	15
1551CTRD		TransRed	65	30	15

1551 series Type 4X, 6P Polycarbonate & General Purpose ABS Enclosures

General Purpose, Mounting Flanges, Key Rings



Standard Enclosures

Part No.	Black	Part No.	Gray	Part No.	Translucent Blue	Length (inch)	Width (inch)	Depth (inch) (Including Lid)
1551NBK		1551NGY		1551NTBU		1.38	1.38	0.59
1551MBK		1551MGY		1551MTBU		1.38	1.38	0.79
1551QBK		1551QGY		1551QTBU		1.58	1.58	0.59
1551PBK		1551PGY		1551PTBU		1.58	1.58	0.79
1551FBK		1551FGY		1551FTBU		1.97	1.38	0.59
1551GBK		1551GGY		1551GTBU		1.97	1.38	0.79
1551SBK		1551SGY		1551STBU		1.97	1.97	0.59
1551RBK		1551RGY		1551RTBU		1.97	1.97	0.79
1551JBK		1551JGY		1551JTBU		2.36	1.38	0.59
1551HBK		1551HGY		1551HTBU		2.36	1.38	0.79
1551LBK		1551LGY		1551LTBU		3.15	1.58	0.59
1551KBK		1551KGY		1551KTBU		3.15	1.58	0.79

Part No.	Black	Part No.	Gray	Part No.	Translucent Blue	Length (mm)	Width (mm)	Depth (mm) (Including Lid)
1551NBK		1551NGY		1551NTBU		35	35	15
1551MBK		1551MGY		1551MTBU		35	35	20
1551QBK		1551QGY		1551QTBU		40	40	15
1551PBK		1551PGY		1551PTBU		40	40	20
1551FBK		1551FGY		1551FTBU		50	35	15
1551GBK		1551GGY		1551GTBU		50	35	20
1551SBK		1551SGY		1551STBU		50	50	15
1551RBK		1551RGY		1551RTBU		50	50	20
1551JBK		1551JGY		1551JTBU		60	35	15
1551HBK		1551HGY		1551HTBU		60	35	20
1551LBK		1551LGY		1551LTBU		80	40	15
1551KBK		1551KGY		1551KTBU		80	40	20

1551 series Type 4X, 6P Polycarbonate & General Purpose ABS Enclosures

General Purpose, Mounting Flanges, Key Rings



Enclosures with Mounting Flanges

Part No. Black	Part No. Gray	Part No. Translucent Blue	Length (inch)	Width (inch)	Depth (inch) (Including Lid)
1551NFLBK	1551NFLGY		1.38	1.38	0.59
1551MFLBK	1551MFLGY		1.38	1.38	0.79
1551QFLBK	1551QFLGY		1.58	1.58	0.59
1551PFLBK	1551PFLGY		1.58	1.58	0.79
1551FFLBK	1551FFLGY		1.97	1.38	0.59
1551GFLBK	1551GFLGY		1.97	1.38	0.79
1551SFLBK	1551SFLGY		1.97	1.97	0.59
1551RFLBK	1551RFLGY		1.97	1.97	0.79
1551JFLBK	1551JFLGY		2.36	1.38	0.59
1551HFLBK	1551HFLGY		2.36	1.38	0.79
1551LFLBK	1551LFLGY		3.15	1.58	0.59
1551KFLBK	1551KFLGY		3.15	1.58	0.79

Part No. Black	Part No. Gray	Part No. Translucent Blue	Length (mm)	Width (mm)	Depth (mm) (Including Lid)
1551NFLBK	1551NFLGY		35	35	15
1551MFLBK	1551MFLGY		35	35	20
1551QFLBK	1551QFLGY		40	40	15
1551PFLBK	1551PFLGY		40	40	20
1551FFLBK	1551FFLGY		50	35	15
1551GFLBK	1551GFLGY		50	35	20
1551SFLBK	1551SFLGY		50	50	15
1551RFLBK	1551RFLGY		50	50	20
1551JFLBK	1551JFLGY		60	35	15
1551HFLBK	1551HFLGY		60	35	20
1551LFLBK	1551LFLGY		80	40	15
1551KFLBK	1551KFLGY		80	40	20

1551 series Type 4X, 6P Polycarbonate & General Purpose ABS Enclosures

General Purpose, Mounting Flanges, Key Rings



Enclosures With Key Rings

Part No. Black	Part No. Gray	Part No. Translucent Blue	Length (inch)	Width (inch)	Depth (inch) (Including Lid)
1551GRBK	1551GRGY		1.97	1.38	0.79
1551HRBK	1551HRGY		2.36	1.38	0.79
1551KRBK	1551KRGY		3.15	1.58	0.79

Part No. Black	Part No. Gray	Part No. Translucent Blue	Length (mm)	Width (mm)	Depth (mm) (Including Lid)
1551GRBK	1551GRGY		50	35	20
1551HRBK	1551HRGY		60	35	20
1551KRBK	1551KRGY		80	40	20

1551USB Series

ABS Plastic Miniature USB Enclosures

For Use With USB A Type Connectors



Part No.	Black	Color	Length (inch)	Width (inch)	Depth (inch) (Including Lid)
1551USB1BK		Black	1.38	0.79	0.61
1551USB1GY		Grey	1.38	0.79	0.61
1551USB1CLR		TransClear	1.38	0.79	0.61
1551USB1TSK		TransSmoke	1.38	0.79	0.61
1551USB1TRD		TransRed	1.38	0.79	0.61
1551USB2BK		Black	1.97	0.98	0.61
1551USB2GY		Grey	1.97	0.98	0.61
1551USB2CLR		TransClear	1.97	0.98	0.61
1551USB2TSK		TransSmoke	1.97	0.98	0.61
1551USB2TRD		TransRed	1.97	0.98	0.61
1551USB3BK		Black	2.56	1.18	0.61
1551USB3GY		Grey	2.56	1.18	0.61
1551USB3CLR		TransClear	2.56	1.18	0.61
1551USB3TSK		TransSmoke	2.56	1.18	0.61
1551USB3TRD		TransRed	2.56	1.18	0.61

Part No.	Black	Color	Length (mm)	Width (mm)	Depth (mm) (Including Lid)
1551USB1BK		Black	35	20	15
1551USB1GY		Grey	35	20	15
1551USB1CLR		TransClear	35	20	15
1551USB1TSK		TransSmoke	35	20	15
1551USB1TRD		TransRed	35	20	15
1551USB2BK		Black	50	25	15
1551USB2GY		Grey	50	25	15
1551USB2CLR		TransClear	50	25	15
1551USB2TSK		TransSmoke	50	25	15
1551USB2TRD		TransRed	50	25	15
1551USB3BK		Black	65	30	15
1551USB3GY		Grey	65	30	15
1551USB3CLR		TransClear	65	30	15
1551USB3TSK		TransSmoke	65	30	15
1551USB3TRD		TransRed	65	30	15

1551V Series

ABS Plastic Miniature Enclosures Snap-fit, wall-mount.

Vented Sensor Enclosure



Part No.	Black	Color	Length (inch)	Width (inch)	Depth (inch) (Including Lid)
1551V1BK		Black	1.57	1.57	0.79
1551V1GY		Grey	1.57	1.57	0.79
1551V1WH		White	1.57	1.57	0.79
1551V2BK		Black	3.15	1.57	0.79
1551V2GY		Grey	3.15	1.57	0.79
1551V2WH		White	3.15	1.57	0.79
1551V3BK		Black	2.36	2.36	0.79
1551V3GY		Grey	2.36	2.36	0.79
1551V3WH		White	2.36	2.36	0.79
1551V4BK		Black	3.15	3.15	0.79
1551V4GY		Grey	3.15	3.15	0.79
1551V4WH		White	3.15	3.15	0.79

Part No.	Black	Color	Length (mm)	Width (mm)	Depth (mm) (Including Lid)
1551V1BK		Black	40	40	20
1551V1GY		Grey	40	40	20
1551V1WH		White	40	40	20
1551V2BK		Black	80	40	20
1551V2GY		Grey	80	40	20
1551V2WH		White	80	40	20
1551V3BK		Black	60	60	20
1551V3GY		Grey	60	60	20
1551V3WH		White	60	60	20
1551V4BK		Black	80	80	20
1551V4GY		Grey	80	80	20
1551V4WH		White	80	80	20

1554 Series Type 4X, 6P Polycarbonate & General Purpose ABS Enclosures

Watertight, Flat Lid, UL Listed Options



Units : inch

ABS (not UL)	Polycarbonate (UL Listed)			Qty Lid						Replacement	Replacement	
Gray Lid	Gray Lid	Clear Lid	Smoked Lid	Screws	Length	Width	Total Height	Inner Panel	Foot	Kit	Gasket	Screws (50-pk)
1554BGY	1554B2GY	1554B2GYCL	1554B2GYSL	4	2.6	2.6	1.6	1554BPL	1554FT		1554BGASKET	SC576-50
1554EGY	1554E2GY	1554E2GYCL	1554E2GYSL	4	3.5	3.5	2.4	1554EPL	1554FT		1554EGASKET	SC576-50
1554EEGY	1554EE2GY	1554EE2GYCL	1554EE2GYSL	4	3.5	3.5	3.5	1554EPL	1554FT		1554EGASKET	SC576-50
1554LGY	1554L2GY	1554L2GYCL	1554L2GYSL	4	4.13	4.13	2.36	1554LPL	1554FT		1554LGASKET	SC576-50
1554LAGY	1554LA2GY	1554LA2GYCL	1554LA2GYSL	4	4.13	4.13	3.54	1554LPL	1554FT		1554LGASKET	SC576-50
1554CGY	1554C2GY	1554C2GYCL	1554C2GYSL	4	4.7	2.6	1.6	1554CPL	1554FT		1554CGASKET	SC576-50
1554DGY	1554D2GY	1554D2GYCL	1554D2GYSL	4	4.7	2.6	2.4	1554CPL	1554FT		1554CGASKET	SC576-50
1554FGY	1554F2GY	1554F2GYCL	1554F2GYSL	4	4.7	3.5	2.4	1554FPL	1554FT		1554FGASKET	SC576-50
1554GGY	1554G2GY	1554G2GYCL	1554G2GYSL	4	4.7	3.5	3.15	1554FPL	1554FT		1554FGASKET	SC576-50
1554NGY	1554N2GY	1554N2GYCL	1554N2GYSL	4	4.7	4.7	2.4	1554NPL	1554FT		1554NGASKET	SC576-50
1554PGY	1554P2GY	1554P2GYCL	1554P2GYSL	4	4.7	4.7	3.5	1554NPL	1554FT		1554NGASKET	SC576-50
1554QGY	1554Q2GY	1554Q2GYCL	1554Q2GYSL	4	5.51	5.51	2.36	1554QPL	1554FT		1554QGASKET	SC576-50
1554QAGY	1554QA2GY	1554QA2GYCL	1554QA2GYSL	4	5.51	5.51	3.54	1554QPL	1554FT		1554QGASKET	SC576-50
1554JGY	1554J2GY	1554J2GYCL	1554J2GYSL	4	6.3	3.5	2.4	1554JPL	1554FT		1554JGASKET	SC576-50
1554KGY	1554K2GY	1554K2GYCL	1554K2GYSL	4	6.3	3.5	3.5	1554JPL	1554FT		1554JGASKET	SC576-50
1554RGY	1554R2GY	1554R2GYCL	1554R2GYSL	4	6.3	6.3	2.4	1554RPL	1554FT		1554RGASKET	SC576-50
1554SGY	1554S2GY	1554S2GYCL	1554S2GYSL	4	6.3	6.3	3.5	1554RPL	1554FT		1554RGASKET	SC576-50
1554HGY	1554H2GY	1554H2GYCL	1554H2GYSL	4	7.1	4.7	2.4	1554HPL	1554FT		1554HGASKET	SC576-50
1554TGY	1554T2GY	1554T2GYCL	1554T2GYSL	4	7.1	4.7	3.5	1554HPL	1554FT		1554HGASKET	SC576-50
1554WGY	1554W2GY	1554W2GYCL	1554W2GYSL	4	7.1	7.1	2.36	1554WPL	1554FT		1554WGASKET	SC576-50
1554WAGY	1554WA2GY	1554WA2GYCL	1554WA2GYSL	4	7.1	7.1	3.54	1554WPL	1554FT		1554WGASKET	SC576-50
1554UGY	1554U2GY	1554U2GYCL	1554U2GYSL	4	7.9	4.7	3.5	1554UPL	1554FT		1554UGASKET	SC576-50
1554VGY	1554V2GY	1554V2GYCL	1554V2GYSL	4	9.4	6.3	3.5	1554VPL	1554FT		1554VGASKET	SC583-50
1554VAGY	1554VA2GY	1554VA2GYCL	1554VA2GYSL	6	9.4	6.3	3.5	1554VAPL	1554FT		1554VAGASKET	SC583-50
1554VBGY	1554VB2GY	1554VB2GYCL	1554VB2GYSL	6	9.4	6.3	4.7	1554VAPL	1554FT		1554VAGASKET	SC583-50
1554XGY	1554X2GY	1554X2GYCL	1554X2GYSL	6	11.81	7.87	3.54	1554XPL	1554FT-XY		1554XGASKET	SC583-50
1554XAGY	1554XA2GY	1554XA2GYCL	1554XA2GYSL	6	11.81	7.87	4.72	1554XPL	1554FT-XY		1554XGASKET	SC583-50
1554YGY	1554Y2GY	1554Y2GYCL	1554Y2GYSL	6	11.81	9.45	3.74	1554YPL	1554FT-XY		1554YGASKET	SC583-50
1554YAGY	1554YA2GY	1554YA2GYCL	1554YA2GYSL	6	11.81	9.45	4.72	1554YPL	1554FT-XY		1554YGASKET	SC583-50

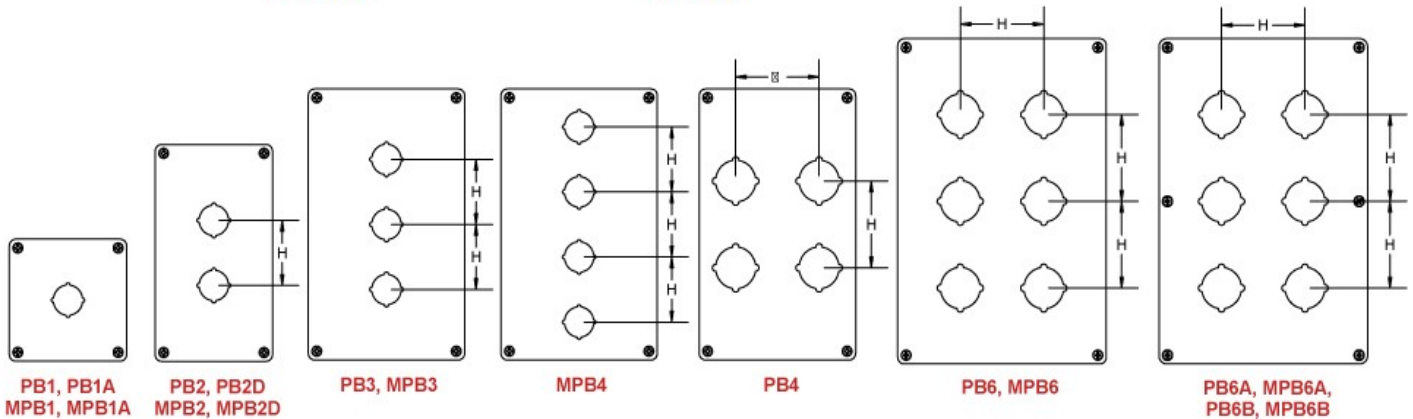
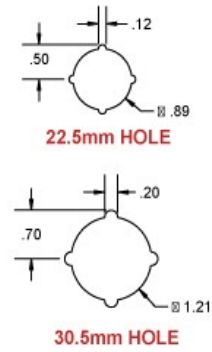
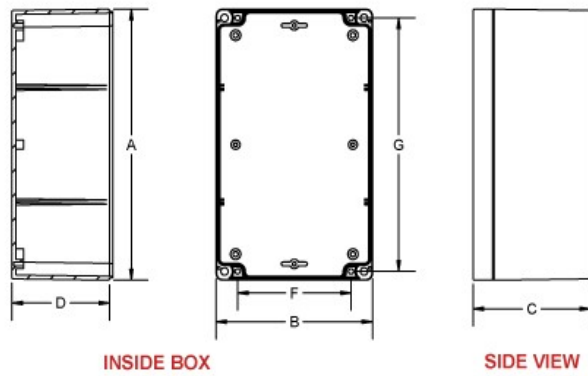
1554 Series Type 4X, 6P Polycarbonate & General Purpose ABS Enclosures

Watertight, Flat Lid, UL Listed Options



Units : mm

ABS (not UL)	Polycarbonate (UL Listed)			Qty Lid						Replacement	Replacement	
Gray Lid	Gray Lid	Clear Lid	Smoked Lid	Screws	Length	Width	Total Height	Inner Panel	Foot	Kit	Gasket	Screws (50-pk)
1554BGY	1554B2GY	1554B2GYCL	1554B2GYSL	4	66	66	41	1554BPL	1554FT		1554BGASKET	SC576-50
1554EGY	1554E2GY	1554E2GYCL	1554E2GYSL	4	89	89	61	1554EPL	1554FT		1554EGASKET	SC576-50
1554EEGY	1554EE2GY	1554EE2GYCL	1554EE2GYSL	4	89	89	89	1554EPL	1554FT		1554EGASKET	SC576-50
1554LGY	1554L2GY	1554L2GYCL	1554L2GYSL	4	105	105	60	1554LPL	1554FT		1554LGASKET	SC576-50
1554LAGY	1554LA2GY	1554LA2GYCL	1554LA2GYSL	4	105	105	90	1554LPL	1554FT		1554LGASKET	SC576-50
1554CGY	1554C2GY	1554C2GYCL	1554C2GYSL	4	119	66	41	1554CPL	1554FT		1554CGASKET	SC576-50
1554DGY	1554D2GY	1554D2GYCL	1554D2GYSL	4	119	66	61	1554CPL	1554FT		1554CGASKET	SC576-50
1554FGY	1554F2GY	1554F2GYCL	1554F2GYSL	4	119	89	61	1554FPL	1554FT		1554FGASKET	SC576-50
1554GGY	1554G2GY	1554G2GYCL	1554G2GYSL	4	119	89	80	1554FPL	1554FT		1554FGASKET	SC576-50
1554NGY	1554N2GY	1554N2GYCL	1554N2GYSL	4	119	119	61	1554NPL	1554FT		1554NGASKET	SC576-50
1554PGY	1554P2GY	1554P2GYCL	1554P2GYSL	4	119	119	89	1554NPL	1554FT		1554NGASKET	SC576-50
1554QGY	1554Q2GY	1554Q2GYCL	1554Q2GYSL	4	140	140	60	1554QPL	1554FT		1554QGASKET	SC576-50
1554QAGY	1554QA2GY	1554QA2GYCL	1554QA2GYSL	4	140	140	90	1554QPL	1554FT		1554QGASKET	SC576-50
1554JGY	1554J2GY	1554J2GYCL	1554J2GYSL	4	160	89	61	1554JPL	1554FT		1554JGASKET	SC576-50
1554KGY	1554K2GY	1554K2GYCL	1554K2GYSL	4	160	89	89	1554JPL	1554FT		1554JGASKET	SC576-50
1554RGY	1554R2GY	1554R2GYCL	1554R2GYSL	4	160	160	61	1554RPL	1554FT		1554RGASKET	SC576-50
1554SGY	1554S2GY	1554S2GYCL	1554S2GYSL	4	160	160	89	1554RPL	1554FT		1554RGASKET	SC576-50
1554HGY	1554H2GY	1554H2GYCL	1554H2GYSL	4	180	119	61	1554HPL	1554FT		1554HGASKET	SC576-50
1554TGY	1554T2GY	1554T2GYCL	1554T2GYSL	4	180	119	89	1554HPL	1554FT		1554HGASKET	SC576-50
1554WGY	1554W2GY	1554W2GYCL	1554W2GYSL	4	180	180	60	1554WPL	1554FT		1554WGASKET	SC576-50
1554WAGY	1554WA2GY	1554WA2GYCL	1554WA2GYSL	4	180	180	90	1554WPL	1554FT		1554WGASKET	SC576-50
1554UGY	1554U2GY	1554U2GYCL	1554U2GYSL	4	201	119	89	1554UPL	1554FT		1554UGASKET	SC576-50
1554VGY	1554V2GY	1554V2GYCL	1554V2GYSL	4	239	160	89	1554VPL	1554FT		1554VGASKET	SC583-50
1554VAGY	1554VA2GY	1554VA2GYCL	1554VA2GYSL	6	239	160	89	1554VAPL	1554FT		1554VAGASKET	SC583-50
1554VBGY	1554VB2GY	1554VB2GYCL	1554VB2GYSL	6	239	160	119	1554VAPL	1554FT		1554VAGASKET	SC583-50
1554XGY	1554X2GY	1554X2GYCL	1554X2GYSL	6	300	200	90	1554XPL	1554FT-XY		1554XGASKET	SC583-50
1554XAGY	1554XA2GY	1554XA2GYCL	1554XA2GYSL	6	300	200	120	1554XPL	1554FT-XY		1554XGASKET	SC583-50
1554YGY	1554Y2GY	1554Y2GYCL	1554Y2GYSL	6	300	240	95	1554YPL	1554FT-XY		1554YGASKET	SC583-50
1554YAGY	1554YA2GY	1554YA2GYCL	1554YA2GYSL	6	300	240	120	1554YPL	1554FT-XY		1554YGASKET	SC583-50



22 mm Hole	30.5 mm Hole	# of	Enclosure			Optional Inner Panel		
Part No.	Part No.	Holes	H (inch)	W (inch)	D (w/lid)	Part No.	H	W
1554MPB1	1554PB1	1	3.54	3.54	2.36	1554EPL	3.1	3.1
1554MPB1A	1554PB1A	1	3.54	3.54	3.54	1554EPL	3.1	3.1
1554MPB2	1554PB2	2	6.3	3.54	2.38	1554JPL	5.8	3
1554MPB2D	1554PB2D	2	6.3	3.54	3.56	1554JPL	5.8	3
1554MPB3	1554PB3	3	7.87	4.72	3.56	1554UPL	7.6	4.2
1554MPB4	1554PB4	4	7.87	4.72	3.56	1554UPL	7.6	4.2
1554MPB6	1554PB6	6	9.45	6.3	3.54	1554VPL	9.1	5.7
1554MPB6A	1554PB6A	6	9.45	6.3	3.54	1554VAPL	8.93	5.73
1554MPB6B	1554PB6B	6	9.45	6.3	4.72	1554VAPL	8.93	5.73

22 mm Hole	30.5 mm Hole	# of	Enclosure			Optional Inner Panel		
Part No.	Part No.	Holes	H (mm)	W (mm)	D (w/lid)	Part No.	H	W
1554MPB1	1554PB1	1	90	90	60	1554EPL	79	79
1554MPB1A	1554PB1A	1	90	90	90	1554EPL	79	79
1554MPB2	1554PB2	2	160	90	60	1554JPL	147	76
1554MPB2D	1554PB2D	2	160	90	90	1554JPL	147	76
1554MPB3	1554PB3	3	200	120	90	1554UPL	193	107
1554MPB4	1554PB4	4	200	120	90	1554UPL	193	107
1554MPB6	1554PB6	6	240	160	90	1554VPL	231	145
1554MPB6A	1554PB6A	6	240	160	90	1554VAPL	227	146
1554MPB6B	1554PB6B	6	240	160	120	1554VAPL	227	146

1555F series Type 4X, 6P Enclosures

Watertight, Flanged Lid, UL Listed Options



Unit: inch

ABS	Polycarb (UL Listed)					
Part Number	Part Number	Length (inch)	Width (inch)	Height (inch)	Inner Panel	Replacement Gasket (Pair)
1555BF22GY	1555B2F22GY	2.56	2.56	1.67	1555BFPL	1554BGASKET
1555EF17GY	1555E2F17GY	3.55	3.55	1.48	1555EFPL	1554EGASKET
1555EF42GY	1555E2F42GY	3.55	3.55	2.46	1555EFPL	1554EGASKET
1555CF22GY	1555C2F22GY	4.7	2.6	1.65	1555CFPL	1554CGASKET
1555CF42GY	1555C2F42GY	4.7	2.6	2.44	1555CFPL	1554CGASKET
1555FF17GY	1555F2F17GY	4.7	3.6	1.47	1555FFPL	1554FGASKET
1555FF42GY	1555F2F42GY	4.7	3.6	2.44	1555FFPL	1554FGASKET
1555NF17GY	1555N2F17GY	4.7	4.7	1.47	1555NFPL	1554NGASKET
1555NF42GY	1555N2F42GY	4.7	4.7	2.44	1555NFPL	1554NGASKET
1555JF17GY	1555J2F17GY	6.3	3.6	1.47	1555JFPL	1554JGASKET
1555JF42GY	1555J2F42GY	6.3	3.6	2.44	1555JFPL	1554JGASKET
1555RF17GY	1555R2F17GY	6.3	6.3	1.48	1555RFPL	1554RGASKET
1555RF42GY	1555R2F42GY	6.3	6.3	2.46	1555RFPL	1554RGASKET
1555HF17GY	1555H2F17GY	7.1	4.7	1.47	1555HFPL	1554HGASKET
1555HF42GY	1555H2F42GY	7.1	4.7	2.44	1555HFPL	1554HGASKET

1555F series Type 4X, 6P Enclosures

Watertight, Flanged Lid, UL Listed Options



Unit: mm

ABS	Polycarb (UL Listed)					
Part Number	Part Number	Length (mm)	Width (mm)	Height (mm)	Inner Panel	Replacement Gasket (Pair)
1555BF22GY	1555B2F22GY	65	65	42	1555BFPL	1554BGASKET
1555EF17GY	1555E2F17GY	90	90	38	1555EFPL	1554EGASKET
1555EF42GY	1555E2F42GY	90	90	62	1555EFPL	1554EGASKET
1555CF22GY	1555C2F22GY	119	66	42	1555CFPL	1554CGASKET
1555CF42GY	1555C2F42GY	119	66	62	1555CFPL	1554CGASKET
1555FF17GY	1555F2F17GY	119	91	37	1555FFPL	1554FGASKET
1555FF42GY	1555F2F42GY	119	91	62	1555FFPL	1554FGASKET
1555NF17GY	1555N2F17GY	119	119	37	1555NFPL	1554NGASKET
1555NF42GY	1555N2F42GY	119	119	62	1555NFPL	1554NGASKET
1555JF17GY	1555J2F17GY	160	91	37	1555JFPL	1554JGASKET
1555JF42GY	1555J2F42GY	160	91	62	1555JFPL	1554JGASKET
1555RF17GY	1555R2F17GY	160	160	38	1555RFPL	1554RGASKET
1555RF42GY	1555R2F42GY	160	160	62	1555RFPL	1554RGASKET
1555HF17GY	1555H2F17GY	180	119	37	1555HFPL	1554HGASKET
1555HF42GY	1555H2F42GY	180	119	62	1555HFPL	1554HGASKET

1557 Series Type 4/4X, 6/6P Polycarbonate and ABS Plastic Enclosures

Water-Tight, Multiple Mounting Features



Unit: inch

Black	Light Gray	Black Polycarbonate	Light Gray Polycarbonate				Replacement Gasket
ABS	ABS	(UL Listed)	(UL Listed)	Length	Width	Total Height	(2-pack)
1557BBK	1557BGY	1557B2BK	1557B2GY	3.15	3.15	1.77	1557BGASKET
1557BABK	1557BAGY	1557BA2BK	1557BA2GY	3.15	3.15	2.36	1557BGASKET
1557DBK	1557DGY	1557D2BK	1557D2GY	4.72	4.72	1.77	1557DGASKET
1557DABK	1557DAGY	1557DA2BK	1557DA2GY	4.72	4.72	2.76	1557DGASKET
1557FBK	1557FGY	1557F2BK	1557F2GY	6.3	6.3	1.77	1557FGASKET
1557FABK	1557FAGY	1557FA2BK	1557FA2GY	6.3	6.3	2.76	1557FGASKET
1557HBK	1557HGY	1557H2BK	1557H2GY	7.87	7.87	1.77	1557HGASKET
1557HABK	1557HAGY	1557HA2BK	1557HA2GY	7.87	7.87	2.76	1557HGASKET

Unit: mm

Black	Light Gray	Black Polycarbonate	Light Gray Polycarbonate				Replacement Gasket
ABS	ABS	(UL Listed)	(UL Listed)	Length	Width	Total Height	(2-pack)
1557BBK	1557BGY	1557B2BK	1557B2GY	80	80	45	1557BGASKET
1557BABK	1557BAGY	1557BA2BK	1557BA2GY	80	80	60	1557BGASKET
1557DBK	1557DGY	1557D2BK	1557D2GY	120	120	45	1557DGASKET
1557DABK	1557DAGY	1557DA2BK	1557DA2GY	120	120	70	1557DGASKET
1557FBK	1557FGY	1557F2BK	1557F2GY	160	160	45	1557FGASKET
1557FABK	1557FAGY	1557FA2BK	1557FA2GY	160	160	70	1557FGASKET
1557HBK	1557HGY	1557H2BK	1557H2GY	200	200	45	1557HGASKET
1557HABK	1557HAGY	1557HA2BK	1557HA2GY	200	200	70	1557HGASKET

1590Z Series Type 4X/ 6P Diecast Aluminum Enclosures

Watertight, Thick Wall, UL Listed



Units : inch

Part Number	Internal Color	Mounting Shelf	Length	Enclosure Depth	Width	Lid (Less Lid)	Thick ness	Extra Lid Screws	Inner Panel	Extra Panel Screws	Replacement Gasket
1590Z060	Natural	NO	1.98	1.77	0.95	0.24	SC1550Z103-50		SCG060-50	1590Z060G	
1590Z060BK	Black	NO	1.98	1.77	0.95	0.24	SC1550Z103-50		SCG060-50	1590Z060G	
1590Z060GY	Grey	NO	1.98	1.77	0.95	0.24	SC1550Z103-50		SCG060-50	1590Z060G	
1590Z061	Natural	NO	2.51	2.29	1.03	0.39	SC1550Z103-50		SCG060-50	1590Z061G	
1590Z061BK	Black	NO	2.51	2.29	1.03	0.39	SC1550Z103-50		SCG060-50	1590Z061G	
1590Z061GY	Grey	NO	2.51	2.29	1.03	0.39	SC1550Z103-50		SCG060-50	1590Z061G	
1590Z100	Natural	YES	2.94	3.14	1.57	0.47	SC576-50	1590Z100PL	SCGM4-50	1590Z100G	
1590Z100BK	Black	YES	2.94	3.14	1.57	0.47	SC576-50	1590Z100PL	SCGM4-50	1590Z100G	
1590Z100GY	Grey	YES	2.94	3.14	1.57	0.47	SC576-50	1590Z100PL	SCGM4-50	1590Z100G	
1590Z110	Natural	NO	2.94	3.14	1.57	0.47	SC576-50		SCGM4-50	1590Z100G	
1590Z110BK	Black	NO	2.94	3.14	1.57	0.47	SC576-50		SCGM4-50	1590Z100G	
1590Z110GY	Grey	NO	2.94	3.14	1.57	0.47	SC576-50		SCGM4-50	1590Z100G	
1590Z062	Natural	NO	3.86	2.52	1.03	0.39	SC1550Z103-50		SCG060-50	1590Z062G	
1590Z062BK	Black	NO	3.86	2.52	1.03	0.39	SC1550Z103-50		SCG060-50	1590Z062G	
1590Z062GY	Grey	NO	3.86	2.52	1.03	0.39	SC1550Z103-50		SCG060-50	1590Z062G	
1590Z119	Natural	YES	4.8	4.72	2.36	0.8	SC564-12	1590Z119PL	SCGM6-20	1590Z119G	
1590Z119BK	Black	YES	4.8	4.72	2.36	0.8	SC564-12	1590Z119PL	SCGM6-20	1590Z119G	
1590Z119GY	Grey	YES	4.8	4.72	2.36	0.8	SC564-12	1590Z119PL	SCGM6-20	1590Z119G	
1590Z120	Natural	YES	4.9	3.15	1.75	0.61	SC1550Z107-50	1590Z120PL	SCGM4-50	1590Z120G	
1590Z120BK	Black	YES	4.9	3.15	1.75	0.61	SC1550Z107-50	1590Z120PL	SCGM4-50	1590Z120G	
1590Z120GY	Grey	YES	4.9	3.15	1.75	0.61	SC1550Z107-50	1590Z120PL	SCGM4-50	1590Z120G	
1590Z063	Natural	NO	5.89	2.51	1.03	0.39	SC1550Z103-50		SCG060-50	1590Z063G	
1590Z063BK	Black	NO	5.89	2.51	1.03	0.39	SC1550Z103-50		SCG060-50	1590Z063G	
1590Z063GY	Grey	NO	5.89	2.51	1.03	0.39	SC1550Z103-50		SCG060-50	1590Z063G	
1590Z160	Natural	YES	6.3	6.3	2.76	0.79	SC564-12	1590Z160PL	SCGM6-20	1590Z160G	
1590Z160BK	Black	YES	6.3	6.3	2.76	0.79	SC564-12	1590Z160PL	SCGM6-20	1590Z160G	
1590Z160GY	Grey	YES	6.3	6.3	2.76	0.79	SC564-12	1590Z160PL	SCGM6-20	1590Z160G	
1590Z130	Natural	NO	6.91	3.15	1.65	0.45	SC576-50		SCGM4-50	1590Z130G	
1590Z130BK	Black	NO	6.91	3.15	1.65	0.45	SC576-50		SCGM4-50	1590Z130G	
1590Z130GY	Grey	NO	6.91	3.15	1.65	0.45	SC576-50		SCGM4-50	1590Z130G	
1590Z135	Natural	NO	6.91	3.15	1.65	0.79	SC574-30		SCGM4-50	1590Z130G	
1590Z135BK	Black	NO	6.91	3.15	1.65	0.79	SC574-30		SCGM4-50	1590Z130G	
1590Z135GY	Grey	NO	6.91	3.15	1.65	0.79	SC574-30		SCGM4-50	1590Z130G	

1590Z150	Natural	YES	8.7	4.74	2.39	0.79	SC564-12	1590Z150PL	SCGM6-20	1590Z150G
1590Z150BK	Black	YES	8.7	4.74	2.39	0.79	SC564-12	1590Z150PL	SCGM6-20	1590Z150G
1590Z150GY	Grey	YES	8.7	4.74	2.39	0.79	SC564-12	1590Z150PL	SCGM6-20	1590Z150G
1590Z155	Natural	YES	8.7	4.72	2.4	1.18	SC565-12	1590Z150PL	SCGM6-20	1590Z150G
1590Z155BK	Black	YES	8.7	4.72	2.4	1.18	SC565-12	1590Z150PL	SCGM6-20	1590Z150G
1590Z155GY	Grey	YES	8.7	4.72	2.4	1.18	SC565-12	1590Z150PL	SCGM6-20	1590Z150G
1590Z231	Natural	YES	9.06	7.87	3.63	0.8	SC564-12	1590Z231PL	SCGM6-20	1590Z231G
1590Z231BK	Black	YES	9.06	7.87	3.63	0.8	SC564-12	1590Z231PL	SCGM6-20	1590Z231G
1590Z231GY	Grey	YES	9.06	7.87	3.63	0.8	SC564-12	1590Z231PL	SCGM6-20	1590Z231G
1590Z140	Natural	YES	9.85	3.13	1.57	0.59	SC576-50	1590Z140PL	SCGM6-20	1590Z140G
1590Z140BK	Black	YES	9.85	3.13	1.57	0.59	SC576-50	1590Z140PL	SCGM6-20	1590Z140G
1590Z140GY	Grey	YES	9.85	3.13	1.57	0.59	SC576-50	1590Z140PL	SCGM6-20	1590Z140G
1590Z162	Natural	YES	10.24	6.25	2.75	0.79	SC564-12	1590Z162PL	SCGM6-20	1590Z162G
1590Z162BK	Black	YES	10.24	6.25	2.75	0.79	SC564-12	1590Z162PL	SCGM6-20	1590Z162G
1590Z162GY	Grey	YES	10.24	6.25	2.75	0.79	SC564-12	1590Z162PL	SCGM6-20	1590Z162G
1590Z235	Natural	YES	13.07	9.13	4.36	0.79	SC598-20	1590Z235PL	SCGM6-20	1590Z235G
1590Z235BK	Black	YES	13.07	9.13	4.36	0.79	SC598-20	1590Z235PL	SCGM6-20	1590Z235G
1590Z235GY	Grey	YES	13.07	9.13	4.36	0.79	SC598-20	1590Z235PL	SCGM6-20	1590Z235G
1590Z166	Natural	YES	14.17	6.3	2.76	0.79	SC564-12	1590Z166PL	SCGM6-20	1590Z166G
1590Z166BK	Black	YES	14.17	6.3	2.76	0.79	SC564-12	1590Z166PL	SCGM6-20	1590Z166G
1590Z166GY	Grey	YES	14.17	6.3	2.76	0.79	SC564-12	1590Z166PL	SCGM6-20	1590Z166G
1590Z164	Natural	YES	14.23	4.72	2.38	0.79	SC598-20	1590Z164PL	SCGM6-20	1590Z164G
1590Z164BK	Black	YES	14.23	4.72	2.38	0.79	SC598-20	1590Z164PL	SCGM6-20	1590Z164G
1590Z164GY	Grey	YES	14.23	4.72	2.38	0.79	SC598-20	1590Z164PL	SCGM6-20	1590Z164G

1590Z Series Type 4X/ 6P Diecast Aluminum Enclosures

Watertight, Thick Wall, UL Listed



Units : mm

	Internal			Enclosure Depth	Lid					
Part Number	Color	Mounting Shelf	Length	Width	(Less Lid)	Thick ness	Extra Lid Screws	Inner Panel	Extra Panel Screws	Replacement Gasket
1590Z060	Natural	NO	50	45	24	6	SC1550Z103-50		SCG060-50	1590Z060G
1590Z060BK	Black	NO	50	45	24	6	SC1550Z103-50		SCG060-50	1590Z060G
1590Z060GY	Grey	NO	50	45	24	6	SC1550Z103-50		SCG060-50	1590Z060G
1590Z061	Natural	NO	64	58	26	10	SC1550Z103-50		SCG060-50	1590Z061G
1590Z061BK	Black	NO	64	58	26	10	SC1550Z103-50		SCG060-50	1590Z061G
1590Z061GY	Grey	NO	64	58	26	10	SC1550Z103-50		SCG060-50	1590Z061G
1590Z100	Natural	YES	75	80	40	12	SC576-50	1590Z100PL	SCGM4-50	1590Z100G
1590Z100BK	Black	YES	75	80	40	12	SC576-50	1590Z100PL	SCGM4-50	1590Z100G
1590Z100GY	Grey	YES	75	80	40	12	SC576-50	1590Z100PL	SCGM4-50	1590Z100G

1590Z110	Natural	NO	75	80	40	12	SC576-50		SCGM4-50	1590Z100G
1590Z110BK	Black	NO	75	80	40	12	SC576-50		SCGM4-50	1590Z100G
1590Z110GY	Grey	NO	75	80	40	12	SC576-50		SCGM4-50	1590Z100G
1590Z062	Natural	NO	98	64	26	10	SC1550Z103-50		SCG060-50	1590Z062G
1590Z062BK	Black	NO	98	64	26	10	SC1550Z103-50		SCG060-50	1590Z062G
1590Z062GY	Grey	NO	98	64	26	10	SC1550Z103-50		SCG060-50	1590Z062G
1590Z119	Natural	YES	122	120	60	20	SC564-12	1590Z119PL	SCGM6-20	1590Z119G
1590Z119BK	Black	YES	122	120	60	20	SC564-12	1590Z119PL	SCGM6-20	1590Z119G
1590Z119GY	Grey	YES	122	120	60	20	SC564-12	1590Z119PL	SCGM6-20	1590Z119G
1590Z120	Natural	YES	124	80	44	15	SC1550Z107-50	1590Z120PL	SCGM4-50	1590Z120G
1590Z120BK	Black	YES	124	80	44	15	SC1550Z107-50	1590Z120PL	SCGM4-50	1590Z120G
1590Z120GY	Grey	YES	124	80	44	15	SC1550Z107-50	1590Z120PL	SCGM4-50	1590Z120G
1590Z063	Natural	NO	150	64	26	10	SC1550Z103-50		SCG060-50	1590Z063G
1590Z063BK	Black	NO	150	64	26	10	SC1550Z103-50		SCG060-50	1590Z063G
1590Z063GY	Grey	NO	150	64	26	10	SC1550Z103-50		SCG060-50	1590Z063G
1590Z160	Natural	YES	160	160	70	20	SC564-12	1590Z160PL	SCGM6-20	1590Z160G
1590Z160BK	Black	YES	160	160	70	20	SC564-12	1590Z160PL	SCGM6-20	1590Z160G
1590Z160GY	Grey	YES	160	160	70	20	SC564-12	1590Z160PL	SCGM6-20	1590Z160G
1590Z130	Natural	NO	176	80	42	11	SC576-50		SCGM4-50	1590Z130G
1590Z130BK	Black	NO	176	80	42	11	SC576-50		SCGM4-50	1590Z130G
1590Z130GY	Grey	NO	176	80	42	11	SC576-50		SCGM4-50	1590Z130G
1590Z135	Natural	NO	176	80	42	20	SC574-30		SCGM4-50	1590Z130G
1590Z135BK	Black	NO	176	80	42	20	SC574-30		SCGM4-50	1590Z130G
1590Z135GY	Grey	NO	176	80	42	20	SC574-30		SCGM4-50	1590Z130G
1590Z150	Natural	YES	221	120	61	20	SC564-12	1590Z150PL	SCGM6-20	1590Z150G
1590Z150BK	Black	YES	221	120	61	20	SC564-12	1590Z150PL	SCGM6-20	1590Z150G
1590Z150GY	Grey	YES	221	120	61	20	SC564-12	1590Z150PL	SCGM6-20	1590Z150G
1590Z155	Natural	YES	221	120	61	30	SC565-12	1590Z150PL	SCGM6-20	1590Z150G
1590Z155BK	Black	YES	221	120	61	30	SC565-12	1590Z150PL	SCGM6-20	1590Z150G
1590Z155GY	Grey	YES	221	120	61	30	SC565-12	1590Z150PL	SCGM6-20	1590Z150G
1590Z231	Natural	YES	230	200	92	20	SC564-12	1590Z231PL	SCGM6-20	1590Z231G
1590Z231BK	Black	YES	230	200	92	20	SC564-12	1590Z231PL	SCGM6-20	1590Z231G
1590Z231GY	Grey	YES	230	200	92	20	SC564-12	1590Z231PL	SCGM6-20	1590Z231G
1590Z140	Natural	YES	250	80	40	15	SC576-50	1590Z140PL	SCGM6-20	1590Z140G
1590Z140BK	Black	YES	250	80	40	15	SC576-50	1590Z140PL	SCGM6-20	1590Z140G
1590Z140GY	Grey	YES	250	80	40	15	SC576-50	1590Z140PL	SCGM6-20	1590Z140G
1590Z162	Natural	YES	260	159	70	20	SC564-12	1590Z162PL	SCGM6-20	1590Z162G
1590Z162BK	Black	YES	260	159	70	20	SC564-12	1590Z162PL	SCGM6-20	1590Z162G
1590Z162GY	Grey	YES	260	159	70	20	SC564-12	1590Z162PL	SCGM6-20	1590Z162G
1590Z235	Natural	YES	332	232	111	20	SC598-20	1590Z235PL	SCGM6-20	1590Z235G
1590Z235BK	Black	YES	332	232	111	20	SC598-20	1590Z235PL	SCGM6-20	1590Z235G
1590Z235GY	Grey	YES	332	232	111	20	SC598-20	1590Z235PL	SCGM6-20	1590Z235G
1590Z166	Natural	YES	360	160	70	20	SC564-12	1590Z166PL	SCGM6-20	1590Z166G
1590Z166BK	Black	YES	360	160	70	20	SC564-12	1590Z166PL	SCGM6-20	1590Z166G
1590Z166GY	Grey	YES	360	160	70	20	SC564-12	1590Z166PL	SCGM6-20	1590Z166G
1590Z164	Natural	YES	361	120	60	20	SC598-20	1590Z164PL	SCGM6-20	1590Z164G
1590Z164BK	Black	YES	361	120	60	20	SC598-20	1590Z164PL	SCGM6-20	1590Z164G
1590Z164GY	Grey	YES	361	120	60	20	SC598-20	1590Z164PL	SCGM6-20	1590Z164G

1590ZGRP Series Type 4, 4X Glass Reinforced Polyester Enclosures

Watertight, Thick Wall, NEMA 4X, IP66, UL Listed



Unit: inch

		Assembled	Enclosure	Lid				
Part Number	Length	Width	Depth	Depth	Depth	Inner Panel	Extra Lid Screws	Extra Panel Screws
1590ZGRP081	3.17	2.97	2.17	1.58	0.59	1590ZGRP081PL	SC583-50	SCGM4-50
1590ZGRP084	3.17	2.97	2.95	2.38	0.59	1590ZGRP081PL	SC583-50	SCGM4-50
1590ZGRP082	4.32	2.94	2.17	1.58	0.59	1590ZGRP082PL	SC583-50	SCGM4-50
1590ZGRP121	4.72	4.78	3.57	2.56	0.98	1590ZGRP121PL	SC570-20	SCGM6GRP-20
1590ZGRP083	6.3	2.94	2.17	1.58	0.59	1590ZGRP083PL	SC583-50	SCGM4-50
1590ZGRP161	6.3	6.3	3.56	2.76	0.8	1590ZGRP161PL	SC570-20	SCGM6GRP-20
1590ZGRP131	7.48	2.94	2.17	1.58	0.59	1590ZGRP131PL	SC583-50	SCGM4-50
1590ZGRP233	7.87	9.84	4.54	3.74	0.8	1590ZGRP233PL	SC570-20	SCGM6GRP-20
1590ZGRP123	8.66	4.72	3.56	2.56	0.98	1590ZGRP123PL	SC570-20	SCGM6GRP-20
1590ZGRP234	10.04	9.87	4.73	3.74	0.99	1590ZGRP234PL	SC570-20	SCGM6GRP-20
1590ZGRP235	10.04	9.87	6.32	3.74	2.58	1590ZGRP234PL	SC571-12	SCGM6GRP-20
1590ZGRP162	10.24	6.3	3.56	2.76	0.77	1590ZGRP162PL	SC570-20	SCGM6GRP-20
1590ZGRP163	14.2	6.3	3.54	2.8	3.54	1590ZGRP163PL	SC570-20	SCGM6GRP-20
1590ZGRP243	15.75	9.84	4.73	3.74	0.99	1590ZGRP243PL	SC570-20	SCGM6GRP-20
1590ZGRP244	15.75	9.84	6.3	3.78	2.56	1590ZGRP243PL	SC571-12	SCGM6GRP-20
1590ZGRP253	15.94	15.75	4.72	3.93	0.79	1590ZGRP253PL	SC570-20	SCGM6GRP-20
1590ZGRP263	23.62	9.84	4.72	3.74	0.99	1590ZGRP263PL	SC570-20	SCGM6GRP-20
1590ZGRP264	23.62	9.84	6.3	3.78	2.56	1590ZGRP263PL	SC571-12	SCGM6GRP-20

1590ZGRP Series Type 4, 4X Glass Reinforced Polyester Enclosures


Watertight, Thick Wall, NEMA 4X, IP66, UL Listed



Unit: mm

		Assembled	Enclosure	Lid				
Part Number	Length	Width	Depth	Depth	Depth	Inner Panel	Extra Lid Screws	Extra Panel Screws
1590ZGRP081	81	75	55	40	15	1590ZGRP081PL	SC583-50	SCGM4-50
1590ZGRP084	81	75	75	60	15	1590ZGRP081PL	SC583-50	SCGM4-50
1590ZGRP082	110	75	55	40	15	1590ZGRP082PL	SC583-50	SCGM4-50
1590ZGRP121	120	121	91	65	25	1590ZGRP121PL	SC570-20	SCGM6GRP-20
1590ZGRP083	160	75	55	40	15	1590ZGRP083PL	SC583-50	SCGM4-50
1590ZGRP161	160	160	90	70	20	1590ZGRP161PL	SC570-20	SCGM6GRP-20
1590ZGRP131	190	75	55	40	15	1590ZGRP131PL	SC583-50	SCGM4-50
1590ZGRP233	200	250	115	95	20	1590ZGRP233PL	SC570-20	SCGM6GRP-20
1590ZGRP123	220	120	90	65	25	1590ZGRP123PL	SC570-20	SCGM6GRP-20
1590ZGRP234	255	251	120	95	25	1590ZGRP234PL	SC570-20	SCGM6GRP-20
1590ZGRP235	255	251	161	95	66	1590ZGRP234PL	SC571-12	SCGM6GRP-20
1590ZGRP162	260	160	90	70	20	1590ZGRP162PL	SC570-20	SCGM6GRP-20
1590ZGRP163	361	160	90	71	90	1590ZGRP163PL	SC570-20	SCGM6GRP-20
1590ZGRP243	400	250	120	95	25	1590ZGRP243PL	SC570-20	SCGM6GRP-20
1590ZGRP244	400	250	160	96	65	1590ZGRP243PL	SC571-12	SCGM6GRP-20
1590ZGRP253	405	400	120	100	20	1590ZGRP253PL	SC570-20	SCGM6GRP-20
1590ZGRP263	600	250	120	95	25	1590ZGRP263PL	SC570-20	SCGM6GRP-20
1590ZGRP264	600	250	160	96	65	1590ZGRP263PL	SC571-12	SCGM6GRP-20

Flame Retardant, General Purpose, Flanged Lid or Bottom



Unit: mm

Enclosures With Mounting Flanges

Flame Retardant ABS, Flanged Lid		General Purpose ABS, Flanged Lid	Flame Retardant, Bottom Flange		General Purpose ABS, Bottom Flange					
Black	Gray	Black	Black	Gray	Black	Gray	Length (mm)	Width (mm)	Depth (less lid)	Clear Lid Accessory
1591MFLBK	1591MFLGY	1591MSFLBK	1591MF2BK	1591MF2GY	1591MF2SBK	1591MF2SGY	84	56	20	1591LC
1591LFLBK	1591LFLGY	1591LSFLBK	1591LF2BK	1591LF2GY	1591LF2SBK	1591LF2SGY	84	56	36	1591LC
1591AFLBK	1591AFLGY	1591ASFLBK	1591AF2BK	1591AF2GY	1591AF2SBK	1591AF2SGY	99	51	20	1591AC
1591SFLBK	1591SFLGY	1591SSFLBK	1591SF2BK	1591SF2GY	1591SF2SBK	1591SF2SGY	109	81	41	1591SC
1591BFLBK	1591BFLGY	1591BSFLBK	1591BF2BK	1591BF2GY	1591BF2SBK	1591BF2SGY	112	61	28	1591BC
1591CFLBK	1591CFLGY	1591CSFLBK	1591CF2BK	1591CF2GY	1591CF2SBK	1591CF2SGY	119	66	36	1591CC
1591TFLBK	1591TFLGY	1591TSFLBK	1591TF2BK	1591TF2GY	1591TF2SBK	1591TF2SGY	119	81	56	1591TC
1591UFLBK	1591UFLGY	1591USFLBK	1591UF2BK	1591UF2GY	1591UF2SBK	1591UF2SGY	119	119	56	1591UC
1591VFLBK	1591VFLGY	1591VSFLBK	1591VF2BK	1591VF2GY	1591VF2SBK	1591VF2SGY	119	119	89	1591VC
1591GFLBK	1591GFLGY	1591GSFLBK	1591GF2BK	1591GF2GY	1591GF2SBK	1591GF2SGY	122	94	30	1591GC
1591DFLBK	1591DFLGY	1591DSFLBK	1591DF2BK	1591DF2GY	1591DF2SBK	1591DF2SGY	150	81	46	1591DC
1591HFLBK	1591HFLGY	1591HSFLBK	1591HF2BK	1591HF2GY	1591HF2SBK	1591HF2SGY	165	71	25	1591HC
1591EFLBK	1591EFLGY	1591ESFLBK	1591EF2BK	1591EF2GY	1591EF2SBK	1591EF2SGY	190	110	57	1591EC

Flame Retardant ABS, Flanged Lid		General Purpose ABS, Flanged Lid	Flame Retardant, Bottom Flange		General Purpose ABS, Bottom Flange					
Black	Gray	Black	Black	Gray	Black	Gray	Length (inch)	Width (inch)	Depth (less lid)	Clear Lid Accessory
1591MFLBK	1591MFLGY	1591MSFLBK	1591MF2BK	1591MF2GY	1591MF2SBK	1591MF2SGY	3.3	2.2	0.8	1591LC
1591LFLBK	1591LFLGY	1591LSFLBK	1591LF2BK	1591LF2GY	1591LF2SBK	1591LF2SGY	3.3	2.2	1.4	1591LC
1591AFLBK	1591AFLGY	1591ASFLBK	1591AF2BK	1591AF2GY	1591AF2SBK	1591AF2SGY	3.9	2	0.8	1591AC
1591SFLBK	1591SFLGY	1591SSFLBK	1591SF2BK	1591SF2GY	1591SF2SBK	1591SF2SGY	4.3	3.2	1.6	1591SC
1591BFLBK	1591BFLGY	1591BSFLBK	1591BF2BK	1591BF2GY	1591BF2SBK	1591BF2SGY	4.4	2.4	1.1	1591BC
1591CFLBK	1591CFLGY	1591CSFLBK	1591CF2BK	1591CF2GY	1591CF2SBK	1591CF2SGY	4.7	2.6	1.4	1591CC
1591TFLBK	1591TFLGY	1591TSFLBK	1591TF2BK	1591TF2GY	1591TF2SBK	1591TF2SGY	4.7	3.2	2.2	1591TC
1591UFLBK	1591UFLGY	1591USFLBK	1591UF2BK	1591UF2GY	1591UF2SBK	1591UF2SGY	4.7	4.7	2.2	1591UC
1591VFLBK	1591VFLGY	1591VSFLBK	1591VF2BK	1591VF2GY	1591VF2SBK	1591VF2SGY	4.7	4.7	3.5	1591VC
1591GFLBK	1591GFLGY	1591GSFLBK	1591GF2BK	1591GF2GY	1591GF2SBK	1591GF2SGY	4.8	3.7	1.2	1591GC
1591DFLBK	1591DFLGY	1591DSFLBK	1591DF2BK	1591DF2GY	1591DF2SBK	1591DF2SGY	5.9	3.2	1.8	1591DC
1591HFLBK	1591HFLGY	1591HSFLBK	1591HF2BK	1591HF2GY	1591HF2SBK	1591HF2SGY	6.5	2.8	1	1591HC
1591EFLBK	1591EFLGY	1591ESFLBK	1591EF2BK	1591EF2GY	1591EF2SBK	1591EF2SGY	7.48	4.33	2.23	1591EC

1591 series ABS Plastic Multipurpose Enclosures w/ Card Guides

Flame Retardant, General Purpose, Flanged Lid or Bottom



Unit: inch

Enclosures Without Mounting Flanges

Flame Retardant ABS Enclosures				General Purpose ABS		Length	Width	Depth (less lid)	Clear Lid Accessory
Beige	Black	Blue	Gray	Black	Gray				
1591MBG	1591MBK	1591MBU	1591MGY	1591MSBK	1591MSGY	3.3	2.2	0.8	1591LC
1591LBG	1591LBK	1591LBU	1591LGY	1591LSBK	1591LSGY	3.3	2.2	1.4	1591LC
1591ABG	1591ABK	1591ABU	1591AGY	1591ASBK	1591ASGY	3.9	2	0.8	1591AC
1591SBG	1591SBK	1591SBU	1591SGY	1591SSBK	1591SSGY	4.3	3.2	1.6	1591SC
1591BBG	1591BBK	1591BBU	1591BGY	1591BSBK	1591BSGY	4.4	2.4	1.1	1591BC
1591CBG	1591CBK	1591CBU	1591CGY	1591CSBK	1591CSGY	4.7	2.6	1.4	1591CC
1591TBG	1591TBK	1591TBU	1591TGY	1591TSBK	1591TSGY	4.7	3.2	2.2	1591TC
1591UBG	1591UBK	1591UBU	1591UGY	1591USBK	1591USGY	4.7	4.7	2.2	1591UC
1591VBG	1591VBK	1591VBU	1591VGY	1591VSBK	1591VSGY	4.7	4.7	3.5	1591VC
1591GBG	1591GBK	1591GBU	1591GGY	1591GSBK	1591GSGY	4.8	3.7	1.2	1591GC
1591DBG	1591DBK	1591DBU	1591DGY	1591DSBK	1591DSGY	5.9	3.2	1.8	1591DC
1591HBG	1591HBK	1591HBU	1591HGY	1591HSBK	1591HSGY	6.5	2.8	1	1591HC
1591EBG	1591EBK	1591EBU	1591EGY	1591ESBK	1591ESGY	7.48	4.33	2.23	1591EC

Flame Retardant ABS Enclosures				General Purpose ABS		Length (mm)	Width (mm)	Depth (less lid)	Clear Lid Accessory
Beige	Black	Blue	Gray	Black	Gray				
1591MBG	1591MBK	1591MBU	1591MGY	1591MSBK	1591MSGY	84	56	20	1591LC
1591LBG	1591LBK	1591LBU	1591LGY	1591LSBK	1591LSGY	84	56	36	1591LC
1591ABG	1591ABK	1591ABU	1591AGY	1591ASBK	1591ASGY	99	51	20	1591AC
1591SBG	1591SBK	1591SBU	1591SGY	1591SSBK	1591SSGY	109	81	41	1591SC
1591BBG	1591BBK	1591BBU	1591BGY	1591BSBK	1591BSGY	112	61	28	1591BC
1591CBG	1591CBK	1591CBU	1591CGY	1591CSBK	1591CSGY	119	66	36	1591CC
1591TBG	1591TBK	1591TBU	1591TGY	1591TSBK	1591TSGY	119	81	56	1591TC
1591UBG	1591UBK	1591UBU	1591UGY	1591USBK	1591USGY	119	119	56	1591UC
1591VBG	1591VBK	1591VBU	1591VGY	1591VSBK	1591VSGY	119	119	89	1591VC
1591GBG	1591GBK	1591GBU	1591GGY	1591GSBK	1591GSGY	122	94	30	1591GC
1591DBG	1591DBK	1591DBU	1591DGY	1591DSBK	1591DSGY	150	81	46	1591DC
1591HBG	1591HBK	1591HBU	1591HGY	1591HSBK	1591HSGY	165	71	25	1591HC
1591EBG	1591EBK	1591EBU	1591EGY	1591ESBK	1591ESGY	190	110	57	1591EC

1591-FLANGE Series

Plastic Flanges

For 1591 and 1591XX Series




Black Flange	Gray Flange	Use With Enclosure Series	Length (inch)	Width (inch)
1591FABK	1591FAGY	1591A, 1591AS; 1591XXA, 1591XXAS	4.93	1.85
1591FBBK	1591FBGY	1591B, 1591BS; 1591XXB, 1591XXBS	5.41	2.31
1591FCBK	1591FCGY	1591C, 1591CS; 1591XXC, 1591XXCS	5.71	2.43
1591FDBK	1591FDGY	1591D, 1591DS; 1591XXD, 1591XXDS	6.97	3.01
1591FEBK	1591FEGY	1591E, 1591ES; 1591XXE, 1591XXES	8.66	4.2
1591FGBK	1591FGGY	1591G, 1591GS	5.74	3.54
1591FHBK	1591FHGY	1591H, 1591HS	7.51	2.64
1591FLBK	1591FLGY	1591L, 1591LS; 1591M, 1591MS; 1591XXL, 1591XXLS	4.34	2.08
1591FUBK	1591FUGY	1591U, 1591US; 1591V, 1591VS	5.72	4.59

Black Flange	Gray Flange	Use With Enclosure Series	Length (mm)	Width (mm)
1591FABK	1591FAGY	1591A, 1591AS; 1591XXA, 1591XXAS	125	47
1591FBBK	1591FBGY	1591B, 1591BS; 1591XXB, 1591XXBS	137	59
1591FCBK	1591FCGY	1591C, 1591CS; 1591XXC, 1591XXCS	145	62
1591FDBK	1591FDGY	1591D, 1591DS; 1591XXD, 1591XXDS	177	76
1591FEBK	1591FEGY	1591E, 1591ES; 1591XXE, 1591XXES	220	107
1591FGBK	1591FGGY	1591G, 1591GS	146	90
1591FHBK	1591FHGY	1591H, 1591HS	191	67
1591FLBK	1591FLGY	1591L, 1591LS; 1591M, 1591MS; 1591XXL, 1591XXLS	110	53
1591FUBK	1591FUGY	1591U, 1591US; 1591V, 1591VS	145	117

1591T Series Multipurpose Translucent Polycarbonate Enclosure

General Purpose w/ Card Guide



Ice Blue	Clear	IR Red	Length (inch)	Width (inch)	Depth (Less Lid)
1591ATBU	1591ATCL	1591ATRD	3.9	2	0.8
1591STBU	1591STCL	1591STRD	4.3	3.2	1.6
1591BTBU	1591BTCL	1591BTRD	4.4	2.4	1.1
1591CTBU	1591CTCL	1591CTRD	4.7	2.6	1.4
1591DTBU	1591DTCL	1591DTRD	5.9	3.2	1.8
1591ETBU	1591ETCL	1591ETRD	7.5	4.3	2.2

Ice Blue	Clear	IR Red	Length (mm)	Width (mm)	Depth (Less Lid)
1591ATBU	1591ATCL	1591ATRD	99	51	20
1591STBU	1591STCL	1591STRD	109	81	41
1591BTBU	1591BTCL	1591BTRD	112	61	28
1591CTBU	1591CTCL	1591CTRD	119	66	36
1591DTBU	1591DTCL	1591DTRD	150	81	46
1591ETBU	1591ETCL	1591ETRD	191	109	56

1591XX Series ABS Plastic Multi-Purpose Enclosures w/ PC Board Standoffs

Flame Retardant, General Purpose, Flanged Lid Options




Enclosures With Mounting Flanges

Flame Retardant Plastic		General Purpose ABS			Enclosure
w/ Brass Screw Inserts		w/ Self Tapping Screws			Depth
Black	Gray	Black	Length (inch)	Width (inch)	(Less Lid)
1591XXMFLBK	1591XXMFLGY	1591XXMSFLBK	3.3	2.2	0.9
1591XXLFLBK	1591XXLFLGY	1591XXLSFLBK	3.4	2.2	1.4
1591XXAFLBK	1591XXAFLGY	1591XXASFLBK	3.9	2	0.8
1591XXSFLBK	1591XXSFLGY	1591XXSSFLBK	4.3	3.2	1.6
1591XXBFLBK	1591XXBFLGY	1591XXBSFLBK	4.4	2.5	1.1
1591XXCFLBK	1591XXCFLGY	1591XXCSFLBK	4.7	2.6	1.4
1591XXTFLBK	1591XXTFLGY	1591XXTSFLBK	4.8	3.2	2.2
1591XXGFLBK	1591XXGFLGY	1591XXGSFLBK	4.8	3.7	1.4
1591XXUFLBK	1591XXUFLGY	1591XXUSFLBK	4.86	4.86	2.25
1591XXDFLBK	1591XXDFLGY	1591XXDSFLBK	6	3.2	1.8
1591XXEFLBK	1591XXEFLGY	1591XXESFLBK	7.6	4.4	2.2
1591XXFFLBK	1591XXFFLGY	1591XXFSFLBK	8.7	5.9	2.3

Flame Retardant Plastic		General Purpose ABS			Enclosure
w/ Brass Screw Inserts		w/ Self Tapping Screws			Depth
Black	Gray	Black	Length	Width	(Less Lid)
1591XXMFLBK	1591XXMFLGY	1591XXMSFLBK	84	56	23
1591XXLFLBK	1591XXLFLGY	1591XXLSFLBK	86	56	36
1591XXAFLBK	1591XXAFLGY	1591XXASFLBK	99	51	20
1591XXSFLBK	1591XXSFLGY	1591XXSSFLBK	109	81	41
1591XXBFLBK	1591XXBFLGY	1591XXBSFLBK	112	64	28
1591XXCFLBK	1591XXCFLGY	1591XXCSFLBK	119	66	36
1591XXTFLBK	1591XXTFLGY	1591XXTSFLBK	122	81	56
1591XXGFLBK	1591XXGFLGY	1591XXGSFLBK	122	94	36
1591XXUFLBK	1591XXUFLGY	1591XXUSFLBK	123	123	57
1591XXDFLBK	1591XXDFLGY	1591XXDSFLBK	152	81	46
1591XXEFLBK	1591XXEFLGY	1591XXESFLBK	193	112	56
1591XXFFLBK	1591XXFFLGY	1591XXFSFLBK	221	150	58

1591XX Series ABS Plastic Multi-Purpose Enclosures w/ PC Board Standoffs

Flame Retardant, General Purpose, Flanged Lid Options



Enclosures Without Mounting Flanges

Flame Retardant Plastic		General Purpose ABS	General Purpose ABS			Enclosure
w/ Brass Screw Inserts		w/ Brass Screw Inserts	w/ Self Tapping Screws			Depth
Black	Gray	Transparent Blue	Black	Length (inch)	Width (inch)	(Less Lid)
1591XXMBK	1591XXMGY	1591XXMTBU	1591XXMSBK	3.3	2.2	0.9
1591XXLBK	1591XXLGY	1591XXLTBU	1591XXLSBK	3.4	2.2	1.4
1591XXABK	1591XXAGY	1591XXATBU	1591XXASBK	3.9	2	0.8
1591XXSBK	1591XXSGY	1591XXSTBU	1591XXSSBK	4.3	3.2	1.6
1591XXBBK	1591XXBGY	1591XXBTBU	1591XXBSBK	4.4	2.5	1.1
1591XXCBK	1591XXCGY	1591XXCTBU	1591XXCSBK	4.7	2.6	1.4
1591XXTBK	1591XXTGY	1591XXTTBU	1591XXTSBK	4.8	3.2	2.2
1591XXGBK	1591XXGGY	1591XXGTBU	1591XXGSBK	4.8	3.7	1.4
1591XXUBK	1591XXUGY		1591XXUSBK	4.86	4.86	2.25
1591XXDBK	1591XXDGY	1591XXDTBU	1591XXDSBK	6	3.2	1.8
1591XXEBK	1591XXEGY	1591XXETBU	1591XXESBK	7.6	4.4	2.2
1591XXFBK	1591XXFGY		1591XXFSBK	8.7	5.9	2.3

Flame Retardant Plastic		General Purpose ABS	General Purpose ABS			Enclosure
w/ Brass Screw Inserts		w/ Brass Screw Inserts	w/ Self Tapping Screws			Depth
Black	Gray	Transparent Blue	Black	Length (mm)	Width (mm)	(Less Lid)
1591XXMBK	1591XXMGY	1591XXMTBU	1591XXMSBK	84	56	23
1591XXLBK	1591XXLGY	1591XXLTBU	1591XXLSBK	86	56	36
1591XXABK	1591XXAGY	1591XXATBU	1591XXASBK	99	51	20
1591XXSBK	1591XXSGY	1591XXSTBU	1591XXSSBK	109	81	41
1591XXBBK	1591XXBGY	1591XXBTBU	1591XXBSBK	112	64	28
1591XXCBK	1591XXCGY	1591XXCTBU	1591XXCSBK	119	66	36
1591XXTBK	1591XXTGY	1591XXTTBU	1591XXTSBK	122	81	56
1591XXGBK	1591XXGGY	1591XXGTBU	1591XXGSBK	122	94	36
1591XXUBK	1591XXUGY		1591XXUSBK	123	123	57
1591XXDBK	1591XXDGY	1591XXDTBU	1591XXDSBK	152	81	46
1591XXEBK	1591XXEGY	1591XXETBU	1591XXESBK	193	112	56
1591XXFBK	1591XXFGY		1591XXFSBK	221	150	58

1592 Series "T" Display Enclosures

ABS Plastic Enclosures and Accessories



Unit: inch

Part Number	Color	Display Cutout	Display Width (inch)	Keyboard Width (inch)	Length (inch)	Enclosure Depth (Includes Lid) (inch)
1592ETCDBK	Black	Yes	5.1	3.73	9.21	1.35
1592ETCDGY	Grey	Yes	5.1	3.73	9.21	1.35
1592ETSDBK	Black	No	5.1	3.73	9.21	1.35
1592ETSDGY	Grey	No	5.1	3.73	9.21	1.35

Unit: mm

Part Number	Color	Display Cutout	Display Width (mm)	Keyboard Width (mm)	Length (mm)	Enclosure Depth (Includes Lid) (mm)
1592ETCDBK	Black	Yes	130	95	234	34
1592ETCDGY	Grey	Yes	130	95	234	34
1592ETSDBK	Black	No	130	95	234	34
1592ETSDGY	Grey	No	130	95	234	34

1593 Series ABS Plastic Hand Held/Instrument Enclosures

PC Board Enclosures w/ Removeable End Panels & Battery Compartments



Part Number	Part Number	Part Number	Removable	Battery	Length (inch)	Width (inch)	Enclosure
Black	Gray	Trans Blue	Panels	Door			Depth (inch)
1593VBK	1593VGY	1593VTBU	2	No	2.36	4.13	1.38
1593KBK	1593KGY	1593KTBU	2	No	2.6	2.6	1.1
1593JBK	1593JGY	1593JTBU	0	No	2.6	2.6	1.1
1593ARBK	1593ARGY	1593ARTBU	2	No	2.95	2.91	1.06
1593SBK	1593SGY	1593STBU	1	Yes	3.6	2.6	0.83
1593PBK	1593PGY	1593PTBU	1	Yes	3.6	2.6	1.1
1593LBK	1593LGY	1593LTBU	2	No	3.6	2.6	1.1
1593BBBK	1593BBGY	1593BBTBU	2	No	3.75	3	1.18
1593NBK	1593NGY	1593NTBU	2	No	4.3	2.9	1
1593WBK	1593WGY	1593WTBU	2	No	4.33	4.13	1.38
1593TBK	1593TGY	1593TTBU	1	Yes	4.4	2.6	0.83
1593QBK	1593QGY	1593QTBU	1	Yes	4.4	2.6	1.1
1593DBK	1593DGY	1593DTBU	2	No	4.5	1.4	1
1593YBK	1593YGY	1593YTBU	1	Yes	5.5	2.6	1.1
1593XBK	1593XGY	1593XTBU	2	No	5.5	2.6	1.1

Part Number	Part Number	Part Number	Removable	Battery	Length (mm)	Width (mm)	Enclosure
Black	Gray	Trans Blue	Panels	Door			Depth (mm)
1593VBK	1593VGY	1593VTBU	2	No	60	105	35
1593KBK	1593KGY	1593KTBU	2	No	66	66	28
1593JBK	1593JGY	1593JTBU	0	No	66	66	28
1593ARBK	1593ARGY	1593ARTBU	2	No	75	74	27
1593SBK	1593SGY	1593STBU	1	Yes	91	66	21
1593PBK	1593PGY	1593PTBU	1	Yes	91	66	28
1593LBK	1593LGY	1593LTBU	2	No	91	66	28
1593BBBK	1593BBGY	1593BBTBU	2	No	95	76	30
1593NBK	1593NGY	1593NTBU	2	No	109	74	25
1593WBK	1593WGY	1593WTBU	2	No	110	105	35
1593TBK	1593TGY	1593TTBU	1	Yes	112	66	21
1593QBK	1593QGY	1593QTBU	1	Yes	112	66	28
1593DBK	1593DGY	1593DTBU	2	No	114	36	25
1593YBK	1593YGY	1593YTBU	1	Yes	140	66	28
1593XBK	1593XGY	1593XTBU	2	No	140	66	28

DK series Cable junction boxes

Waterproof cable junction boxes, with or without knockouts, without terminals, IP 66



								Dimensions (L x W x H) (mm)
1	DK 0200 G	DK 0200 R	KF 0200 G	KF 0200 B	KF 0200 C	KF 0200 H	WP 0200 G	93 x 93 x 62
2	DK 0400 G	DK 0400 R	KF 0400 G	KF 0400 B	KF 0400 C	KF 0400 H	WP 0400 G	104 x 104 x 70
3	DK 0600 G	DK 0600 R	KF 0600 G	KF 0600 B	KF 0600 C	KF 0600 H	WP 0600 G	130 x 130 x 77
4	DK 1000 G	DK 1000 R	KF 1000 G	KF 1000 B	KF 1000 C	KF 1000 H	WP 1000 G	130 x 180 x 77
5	DK 1600 G	DK 1600 R	KF 1600 G	KF 1600 B	KF 1600 C	KF 1600 H	WP 1600 G	155 x 210 x 92
6	DK 2500 G	DK 2500 R	KF 2500 G	KF 2500 B	KF 2500 C	KF 2500 H	WP 2500 G	205 x 255 x 112
7	DK 3500 G	DK 3500 R	KF 3500 G	KF 3500 B	KF 3500 C	KF 3500 H	WP 3500 G	225 x 295 x 122
8	DK 5000 G	DK 5000 R	KF 5000 G	KF 5000 B	KF 5000 C	KF 5000 H	WP 5000 G	255 x 355 x 122

1. DK **00 G : (1) material:PP UL94-V2 (2) colour: grey, RAL 7035

2. DK **00 R : (1) material:PP UL94-V2 (2) colour: grey, RAL 7035 red lid RAL 3000

3. KF **00 G : (1) UV , temperature t, impact resistant (2) material:PC-GFS (3) colour: grey, RAL 7035

4. KF **00 B : (1) UV , temperature t, impact resistant (2) material:PC-GFS (3) colour: black, RAL 9011

5. KF **00 C : (1) UV , temperature t, impact resistant (2) material:PC-GFS (3) colour: black, RAL 9011
(4) without knockouts

6. KF **00 H : (1) UV , temperature t, impact resistant (2) material:PC-GFS (3) colour: grey, RAL 7035
(4) without knockouts

7. WP **00 G : (1) UV , temperature t, impact resistant (2) material:PC-GFS (3) colour: grey, RAL 7035
(4) sealing compound and sealing plug

Various cable entry push-in and it's done



- cable entry via integrated elastic membranes in box walls for fast cable entry up to degree of protection IP 66



- alternatively, a cable gland can be set after removing the elastic membrane and extension ring



- cable entry through the bottom of the box via integrated elastic membrane

Modern terminal technology innovative und flexibel



- different terminal positions and mounting options
- up to enclosure size 10 mm² two terminal bars can be mounted in one box, even different terminal sizes are possible



- High-positioned terminals offer more space for wiring - as well when connecting the maximum number of conductors
- protected against accidental loosening



- all terminals with two clamping units per pole
- all terminals with two clamping units per pole
- every pole allows the connection of various conductor cross sections and conductor types

Lots of accessories perfectly included



- external brackets for fastening are always included



- retaining strap prevents the lid from falling or losing and makes daily installation work easier



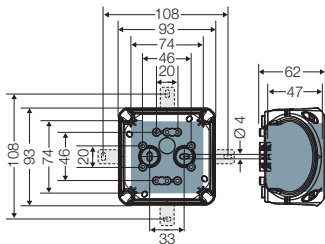
- closes quickly by a quarter turn, closed position is easily visible
- Easy identification using label as accessories

DK Cable junction boxes

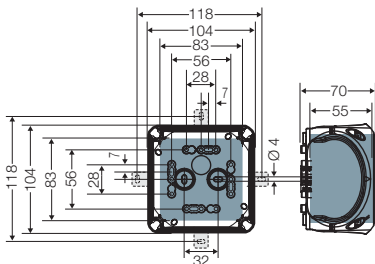
Technical details

Dimensions in mm

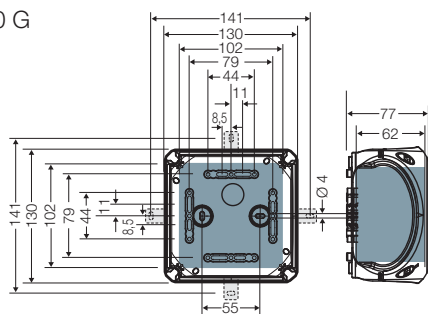
DK 0200 G
DK 0200 R



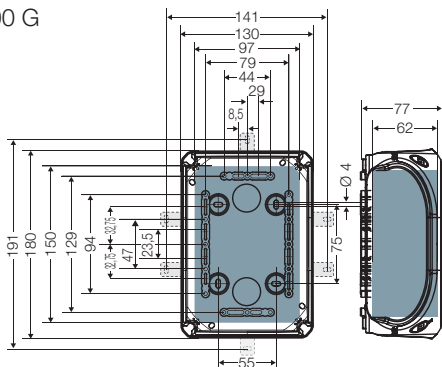
DK 0400 G
DK 0400 R



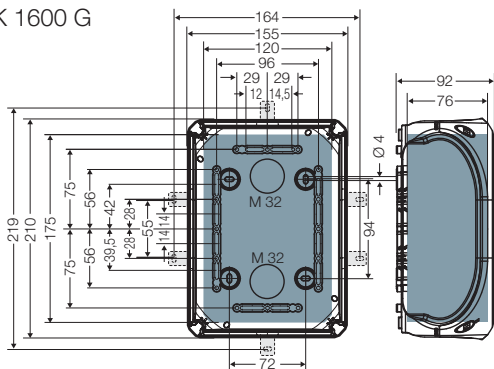
DK 0600 G



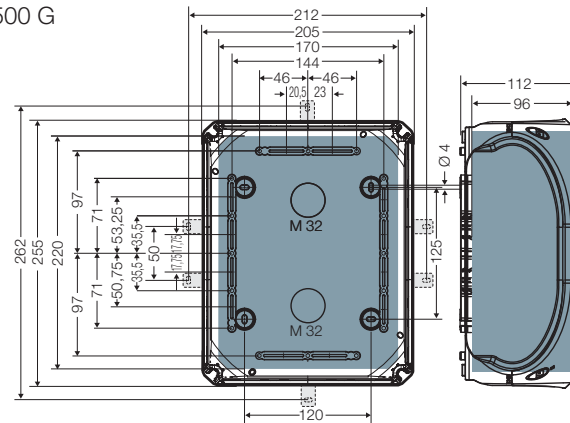
DK 1000 G



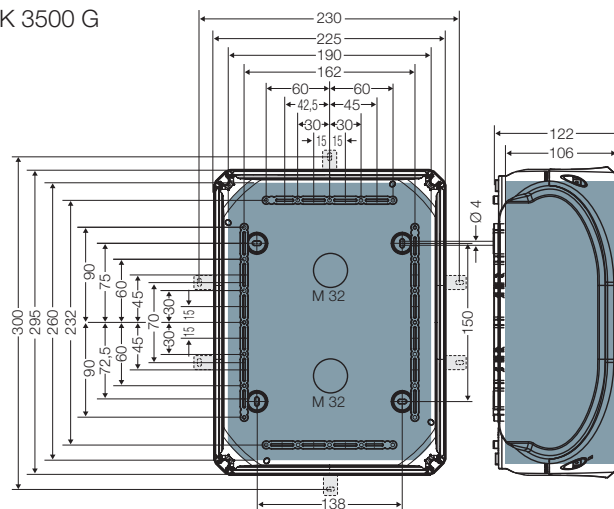
DK 1600 G



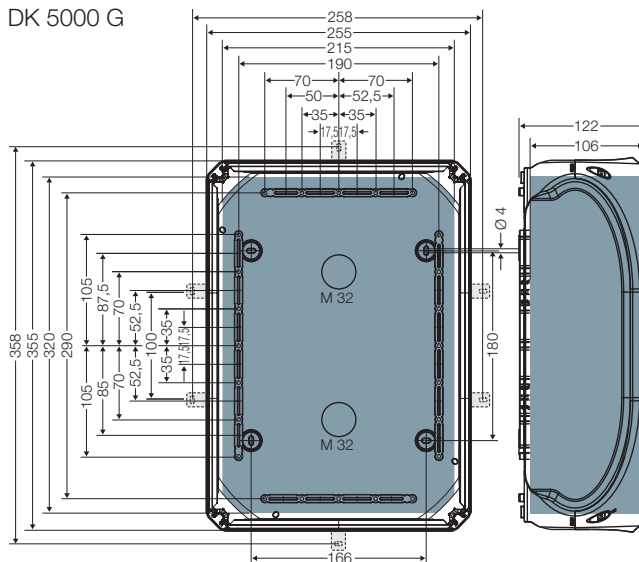
DK 2500 G



DK 3500 G



DK 5000 G



Mi Series Mi Power Distribution Boards up to 630 A

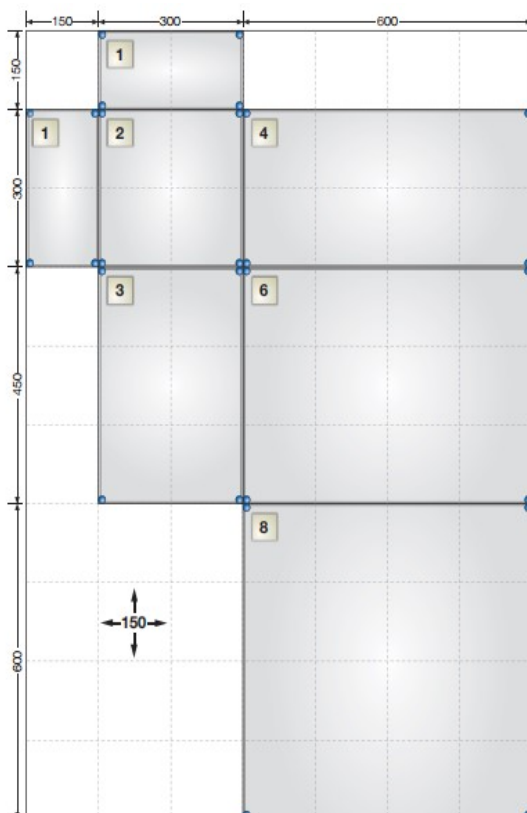
Empty boxes, colour: grey, RAL 7035, material: PC (polycarbonate)



Mi Distribution boards

- modular enclosure system in grid of 150 mm
- 5 kapslingsstorlekar: 150 x 300 mm, 300 x 300 mm, 450 x 300 mm, 600 x 300 mm, 600 x 450 mm eller 600 x 600 mm
- for the assembly of power switchgear and controlgear assemblies (PSC) up to 630 A
- Enclosures can be used as well as single boxes.


The **modular design** in a basic grid of 150 mm allows free design of the outer form. The enclosures can be combined in all directions. Obstacle easily circumvented.







Transparent lid	Opaque lid	Dimensions (L x W x H) (mm)	Remark
Mi 0100	Mi 0101	300 x 150 x 170	Useable Space: (W) 10.83"(275) x (H) 4.92"(125) x (D) 5.75" (146) mm
Mi 0200	Mi 0201	300 x 300 x 170	Useable Space: (W) 10.83"(275) x (H) 10.83"(275) x (D) 5.75" (146) mm
Mi 0210	Mi 0211	300 x 300 x 214	Useable Space: (W) 10.83"(275) x (H) 10.83"(275) x (D) 7.52" (191) mm
Mi 0220	Mi 0221	300 x 300 x 182	Useable Space: (W) 10.83"(275) x (H) 10.83"(275) x (D) 4.53" (115) mm
Mi 0300	Mi 0301	300 x 450 x 170	Useable Space: (W) 10.83"(275) x (H) 16.73"(425) x (D) 5.75" (146) mm
Mi 0310	Mi 0311	300 x 450 x 214	Useable Space: (W) 10.83"(275) x (H) 16.73"(425) x (D) 7.52" (191) mm
Mi 0400	Mi 0401	300 x 600 x 170	Useable Space: (W) 10.83"(275) x (H) 22.64"(575) x (D) 5.75" (146) mm
Mi 0410	Mi 0411	300 x 600 x 214	Useable Space: (W) 10.83"(275) x (H) 22.64"(575) x (D) 7.52" (191) mm
Mi 0600	Mi 0601	600 x 450 x 170	Built-in dimensions W 575 x H 425 x D 150 mm, built-in DIN rail 135 mm
Mi 0800	Mi 0801	600 x 600 x 170	Useable Space: (W) 22.64"(575) x (H) 22.64"(575) x (D) 5.75" (146) mm

Mi Series Mi Power Distribution Boards up to 630 A

Empty boxes, colour: grey, RAL 7035 , material: PC (polycarbonate)

Mi CB 10	300 x 150 x 170	<ol style="list-style-type: none"> 1. Connection Box 2. for the installation of devices that must be operated externally, such as plug devices, push buttons and switches 3. for mounting to box walls 300 mm 4. hinged mounting area 5. with wall gasket 	
----------	-----------------	--	---

Mi ZR 4	300 x 600 x 85	<p>Mi ZR 4 Extension frame for enclosure size 4 for extension of the installation depth by 85 mm degree of protection IP 65 is maintained with use of up to two extension frames inclusive fixing material</p>	
Mi ZR 6	600 x 450 x 85	<p>Mi ZR 6 Extension frame for enclosure size 6 for extension of the installation depth by 85 mm degree of protection IP 65 is maintained with use of up to two extension frames inclusive fixing material</p>	
Mi ZR 8	600 x 600 x 85	<p>Mi ZR 8 Extension frame for enclosure size 8 for extension of the installation depth by 85 mm degree of protection IP 65 is maintained with use of up to two extension frames inclusive fixing material</p>	





KV 8103

KV 8104

KV 8106

KV 8109

KV 8112

KV 8118



KV 8224

KV 8236

KV 8336

KV 8448



KV 8354

1. for the installation of DIN rail equipment up to 63 A, top hat profile 35 mm
2. with transparent lid, sealable
3. locking device for hinged lid and sealing facility see accessories
4. with cable entry cover
5. protective cover can be cut out
6. cable entry via integrated elastic membranes
7. colour: grey, RAL 7035


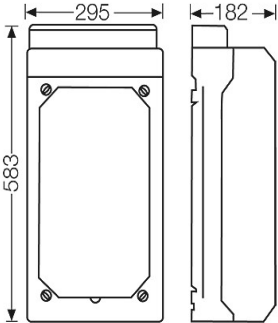

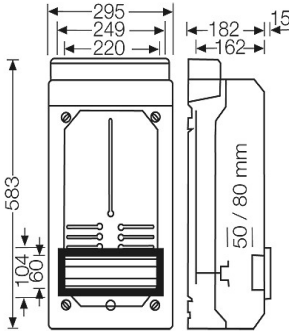

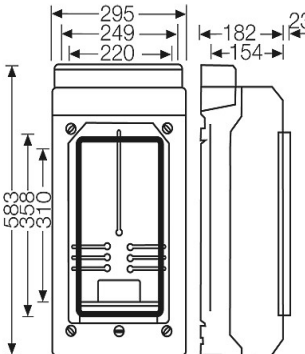

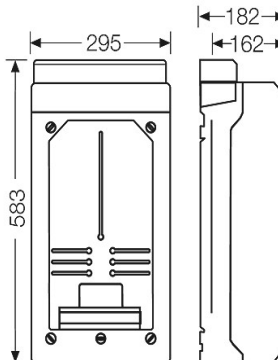
1. KV 9* (1)with PE and N terminal (2)degree of protection: IP 65
2. KV 8* (1)without PE and N terminal (2)degree of protection: IP 65
3. KV *5 (1)with PE and N terminal (2)degree of protection: IP 54
4. KV *6 (1)without PE and N terminal (2)degree of protection: IP 54
5. KV 7* (1)with PE and N terminal (2)degree of protection: IP 65 (3) metric knockouts: top and bottom walls
6. KV 6* (1)without PE and N terminal (2)degree of protection: IP 65 (3)metric knockouts: top and bottom walls
7. KV 9*** M (1)with PE and N terminal (2)degree of protection: IP 65
8. KV 8*** M ; KV *5** M; KV *6** M (1)without PE and N terminal (2)degree of protection: IP 65 (3)metric knockouts: top and bottom walls

	KV 9*	KV 8*	KV *5	KV *6	KV 7*	KV 6*	KV *5** M	KV *6** M	Dimensions (L x W x H)	Modules
1	KV 9103	KV 8103	KV 1503	KV 1603	KV 7103	KV 6103			102*197*92	3 modules: 1 x 3 x 18 mm
2	KV 9104	KV 8104	KV 1504	KV 1604	KV 7104	KV 6104			102*197*92	4.5 modules: 1 x 4.5 x 18 mm
3	KV 9106	KV 8106	KV 1506	KV 1606	KV 7106	KV 6106			146*238*111	6 modules: 1 x 6 x 18 mm
4	KV 9109	KV 8109	KV 1509	KV 1609	KV 7109	KV 6109			200*238*111	9 modules: 1 x 9 x 18 mm
5	KV 9112	KV 8112	KV 1512	KV 1612	KV 9112 M	KV 8112 M	KV 1512 M	KV 1612 M	295*333*129	12 modules: 1 x 12 x 18 mm
6	KV 9118	KV 8118	KV 1518	KV 1618	KV 9118 M	KV 8118 M	KV 1518 M	KV 1618 M	403*333*129	18 modules: 1 x 18 x 18 mm
7	KV 9224	KV 8224	KV 2524	KV 2624	KV 9224M	KV 8224M	KV 2524 M	KV 2624 M	295*458*129	24 modules: 2 x 12 x 18 mm
8	KV 9236	KV 8236	KV 2536	KV 2636	KV 9236M	KV 8236M	KV 2536 M	KV 2636 M	403*483*129	36 modules: 2 x 18 x 18 mm
9	KV 9336	KV 8336	KV 3536	KV 3636	KV 9336M	KV 8336M	KV 3536 M	KV 3636 M	295*583*129	36 modules: 3 x 12 x 18 mm
10	KV 9448	KV 8448	KV 4548	KV 4648	KV 9448M	KV 8448M	KV 4548 M	KV 4648 M	295*708*129	48 modules: 4 x 12 x 18 mm
11	KV 9354	KV 8354	KV 3554	KV 3654	KV 9354M	KV 8354M	KV 3554 M	KV 3654 M	403*630*129	54 modules: 3 x 18 x 18 mm

KV small-type distribution boards
Application



KWH Series KV-KWH Meter boxes

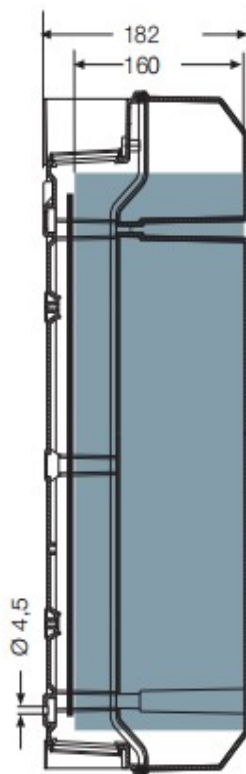
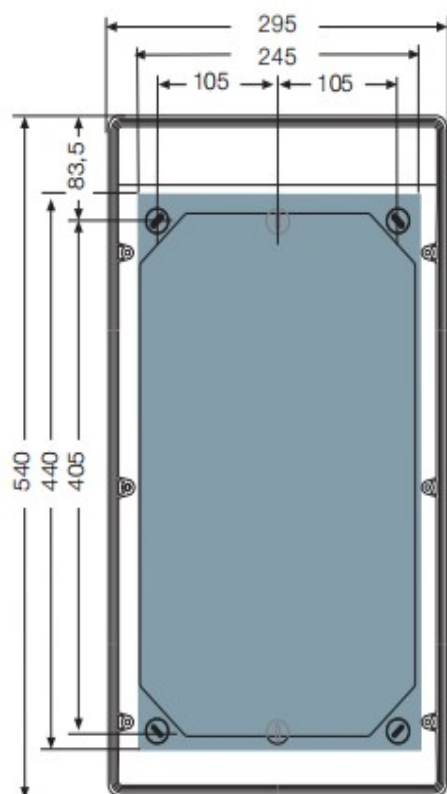
	<p>KV 9331 Degree of protection: IP 65 ■ Dimensions: 295*583*182 ■ for installation of devices via installed mounting plate ■ max. installation depth: 160 mm ■ thermal power dissipation capability see diagram in the index technical data ■ with transparent lid ■ fastener for tool operation ■ sealable ■ with cable entry cover ■ cable entry via integrated elastic membranes</p>	
	<p>KV 9337 Use in areas under control or responsibility of local power supply companies degree of protection: IP 65 ■ Dimensions: 295*583*182 ■ with KWH meter support and meter fastening screws for meters with three-point mounting ■ max. installation depth: 162 mm ■ with hinged flap and protection cover for 12 modules (12 x 18 mm) ■ with DIN-rail belonging to it ■ with transparent lid ■ fasteners for tool operation ■ sealable ■ with cable entry cover ■ cable entry via integrated elastic membranes</p>	
	<p>KV 9338 Use in areas under control or responsibility of local power supply companies degree of protection: IP 54 ■ Dimensions: 295*583*182 ■ with KWH meter support and meter fastening screws for meters with three-point mounting ■ max. installation depth: 154 mm ■ with KWH meter window flap, sealable ■ for maximum KWH meters, time switches etc. ■ standard opening dimensions 140 x 310 mm ■ for tool or manual operation ■ for padlock (clip Ø max. 6 mm) ■ with additional DIN rail ■ length of DIN rail 172 mm ■ with transparent lid ■ fasteners for tool operation ■ sealable ■ with cable entry cover ■ cable entry via integrated elastic membranes</p>	
	<p>KV 9339 Use in areas under control or responsibility of local power supply companies degree of protection: IP 65 ■ Dimensions: 295*583*182 ■ with KWH meter support and meter fastening screws for meters with three-point mounting ■ max. installation depth: 162 mm ■ with additional DIN rail ■ length of DIN rail 172 mm ■ with transparent lid ■ fasteners for tool operation ■ sealable ■ with cable entry cover ■ cable entry via integrated elastic membranes</p>	



KV small-type distribution boards

Technical details

Dimensions in mm



usable installation area with mounted cable glands

KV 9331

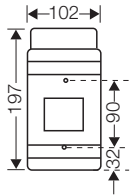
KV small-type distribution boards

Technical details

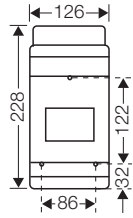
Mounting dimensions in mm

Wall mounting for screws up to 4.5 mm diameter.

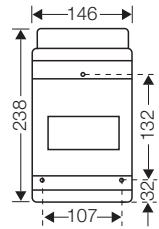
Circuit breaker boxes
3 modules



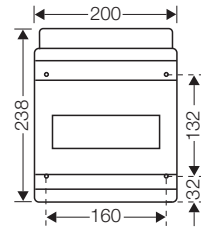
Circuit breaker boxes
4.5 modules



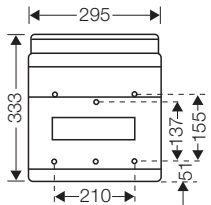
Circuit breaker boxes
6 modules



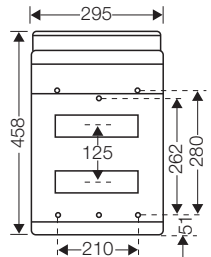
Circuit breaker boxes
9 modules



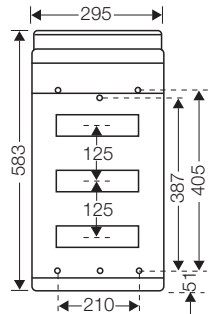
Circuit breaker boxes
12 modules



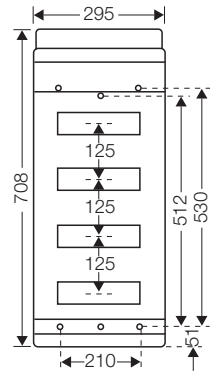
Circuit breaker boxes
2 x 12 modules



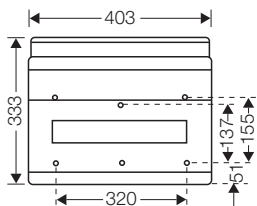
Circuit breaker boxes
3 x 12 modules



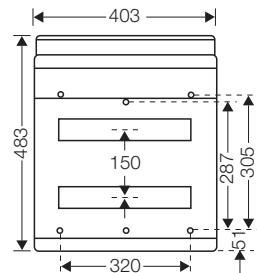
Circuit breaker boxes
4 x 12 modules



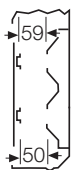
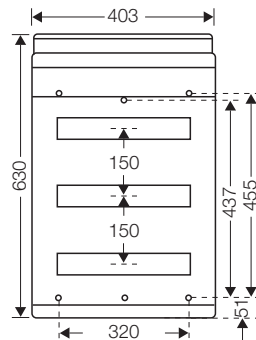
Circuit breaker boxes
1 x 18 modules



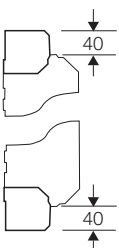
Circuit breaker boxes
2 x 18 modules



Circuit breaker boxes
3 x 18 modules



By turning the rail by 180°, the assembly depth under the protection cover can be increased to 59 mm. No additional components are required.



Cable entry cover for KV Circuit breaker boxes IP 54 and IP 65 with 12-54 modules mounted on top and the bottom.

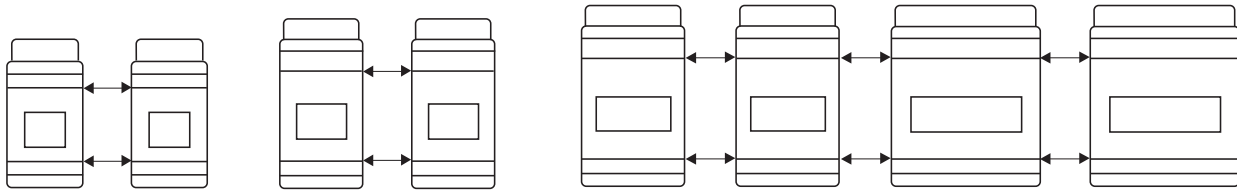
KV small-type distribution boards

Technical details

Lateral box assembly

KV Circuit breaker boxes can be assembled laterally as shown below:

- in degree of protection IP 65 with threaded connecting glands AVS 16
- in degree of protection IP 54 with press-in connecting glands EVS 16



KV Circuit breaker boxes
3 modules

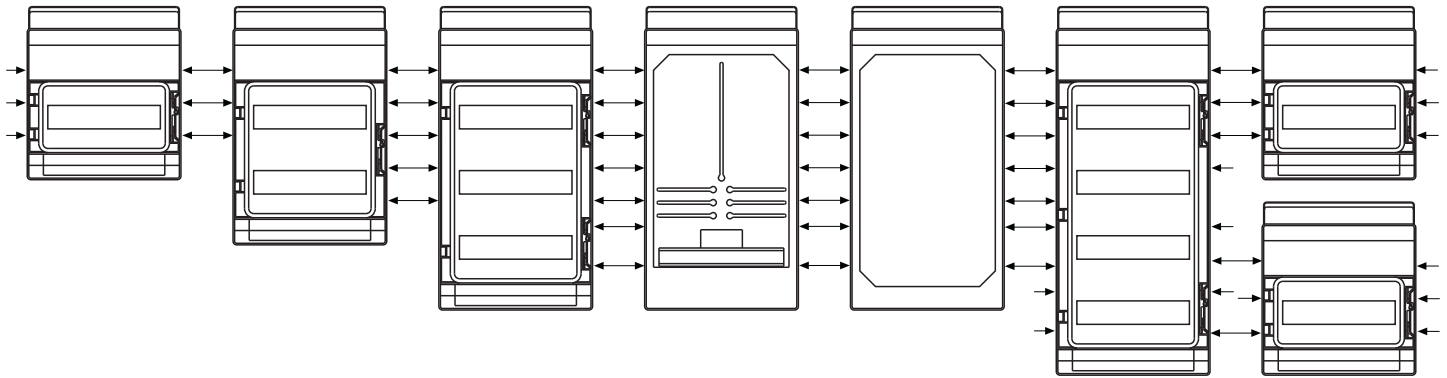
KV Circuit breaker boxes
4.5 modules

KV Circuit breaker boxes
6 modules

KV Circuit breaker boxes
9 modules

KV Circuit breaker / Meter and Empty boxes can be assembled laterally as shown below:

- in degree of protection IP 65 with threaded connecting glands AVS 16
- in degree of protection IP 54 with press-in connecting glands EVS 16



KV circuit
breaker boxes
12 modules

KV circuit
breaker boxes
2x12 modules,
KV 9220,
KV 9220 M

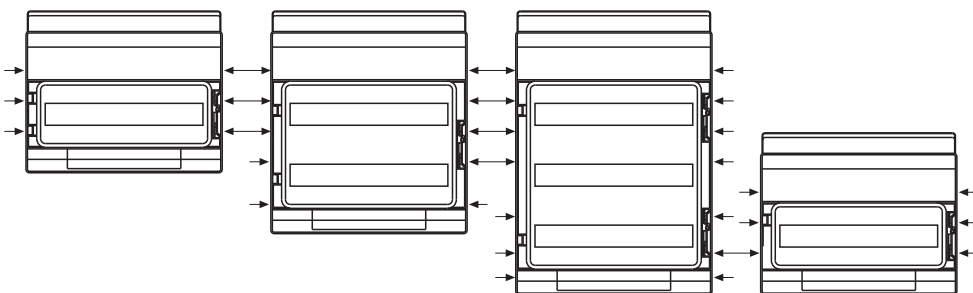
KV circuit
breaker boxes
3x12 modules,
KV 9330,
KV 9330 M

KWH Meter
boxes
KV 9338
KV 9337

KV empty
box
4x12 modules
KV 9440,
KV 9440 M

KV empty
box
4x12 modules
KV 9440
KV 9440 M

KV circuit
breaker boxes
12 modules



KV circuit
breaker boxes
18 modules

KV circuit
breaker boxes
2 x 18 modules,
KV 9230,
KV 9230 M

KV circuit
breaker boxes
3 x 18 modules,
KV 9350
KV 9350 M

KV circuit
breaker boxes
18 modules

KV Small-type Distribution Boards

Technical details

Operating and ambient conditions

	KV Small-type distribution boards PS polystyrene		KV PC Small-type distribution boards PC polycarbonate
	KV Small-type distribution boards and KWH Meter boxes	Empty boxes	KV PC Small-type distribution boards
Application area	Degree of protection IP 54/65: Suitable for indoor installation and outdoor installation, protected against weather influences: However, pay attention to the climatic effects on the installed equipment, for example, high or low ambient temperatures or formation of condensed water see technical information		The enclosures are suitable for outdoor installation - harsh environment and / or outdoor. The material is examined for UV resistance by the institute for plastics and thereby suitable for the outdoor installation during UV effect. However the climatic influences and effects on the equipment are to be considered.
Ambient temperature			
- Average value over 24 hours	+ 35 °C	-	+ 35 °C
- Maximum value	+ 40 °C	+ 60 °C	+ 40 °C
- Minimum value	- 5 °C	- 25 °C	- 5 °C
Relative humidity	50% at 40 °C	-	-
- short-time	100% at 25 °C	-	-
Fire protection in the case of internal faults	Demands placed on electrical devices from standards and laws: Minimum requirements - Glow wire test in accordance with IEC 60 695-2-11: - 650 °C for boxes and cable glands - 850 °C for parts of insulating material necessary to retain current carrying parts in position		
Burning behaviour			
- Glow wire test IEC 60 695-2-11	750 °C	750 °C	960 °C
- UL Subject 94	V-2 flame-retardant self-extinguishing	V-2 flame-retardant self-extinguishing	V-2 flame-retardant self-extinguishing
Degree of protection against mechanical load	IK08 (5 Joule)	IK08 (5 Joule)	IK08 (5 Joule)
Toxic behaviour	halogen-free silicone-free	halogen-free silicone-free	halogen-free silicone-free

"Halogen-free" in accordance with IEC 60754-2 "Common test methods for cables - Determination of the amount of halogen acid gas".

For material properties see technical data.

Technical data
Material properties





































Products	Material used	Glow wire test IEC 60 695-2- 11	UL Subject 94	Temperature resistance	Chemical resistance ¹⁾					
					Acid 10 %	Lye 10 %	Alcohol	Petrol (MAK) ²⁾	Benzene (MAK) ²⁾	Minerar oil
DK 02.. / DK 04.. / DK 06.. / DK 10.. / RK 02.. / RK 04.. / DN	PP (polypropylene)	750 °C	V-2	-25 °C / +80 °C	+	+	+	0	-	0
DK 16.. / DK 25.. / DK 35.. / DK 50..	PC (Polycarbonat)	750 °C	V-2	-40 °C / +120 °C	+	+	0	+	-	+
KF G / KF H / KF B / KF C WP / bottom parts of Mi ... / FP ... / SB FK 04.. / FK 06.. / FK 16..	PC (polycarbonat) (with GFS)	960 °C	V-0	-40 °C / +120 °C	+	+	0	+	-	+
K 12.. / K 24.. lid Mi ... / SB ... / door and lid KV ... / door and lid KV PC .. / door and frame FP ... / hinged lid KG ...	PC (Polycarbonat)	960 °C	V-0	-40 °C / +120 °C	+	+	0	+	-	+
DE / DP KV / KG	PS (Polystyrol)	750 °C	V-2	-40 °C / +70 °C	+	+	+	-	-	0
Sealings DK 02.. / DK 04.. / DK 06.. / DK 10.. / DK 16.. / RK 02.. / RK 04.. / KF 02.. / KF 04.. / KF 06.. / KF 10.. / KF 16.. DP ... / DPC ... / DE ... / KV ... / KV PC ... / KF PV ... / Mi FP ... / FP FG ... ESM .. / STM .. / EDK .. / EDR .. / KST .. / DPS .. / ERA .. / EKA .. / EVS ..	TPE (Thermo- plastisches Elastomer)	750 °C	-	-25 °C / +100 °C	+	+	+	0	0	0
Sealings DK 25.. / DK 35.. / DK 50.. / KF 25.. / KF 35.. / KF 50.. K ... / KV ... / KV PC ... / Mi ... / FP ... / SB ...	PUR (polyurethane)	-	-	-25 °C / +80 °C	0	+	0	0	-	+
AKM .. / ASS .. / BM ...	PA (polyamide)	960 °C	V-0	-40 °C / +100 °C	+	0	+	+	+	+
AKS .. KBM .. / KBS ..	PA (polyamide)	960 °C	V-2	-40 °C / +100 °C	+	0	+	+	+	+
AVS .. / AFM ..	PA (polyamide)	750 °C	V-2	-40 °C / +100 °C	+	0	+	+	+	+
Sealings AKM .. / AKS .. / AKS ..	CR/NBR (polychloroprene - nitrile rubber)	-	-	-20 °C / +100 °C	+	+	+	0	-	0
Sealings - inner part ASS ..	TPE (Evoprene)	-	-	-30 °C / +100 °C	+	-	+	-	-	-
Sealings - outer part ASS ..	CR (chloroprene rubber)	-	-	-30 °C / +100 °C	+	+	+	0	-	0
Sealings KBM .. / KBS ..	EPDM ethylene propylene diene monomer rubber	-	-	-40 °C / +130 °C	+	+	+	-	-	-





As at: January 2017

(+ = resistance; 0 = partially resistance; - = not resistant)

1) The specifications on chemical resistance are a general guide. In individual cases it may be necessary to check resistance in combination with other chemicals and ambient conditions (temperature, concentration, etc.)

2) (MAK) - Maximum allowable concentration (work place)

Empty enclosures hand-operated door lockings				Empty enclosures tool-operated door lockings			
	FP 0140 216*126*140 270*180*186		FP 0150 216*126*140 270*180*186		FP 0100 216*126*140 270*180*163		FP 0120 216*126*140 270*180*163
	FP 0141 216*126*140 276*186*186		FP 0151 216*126*140 276*186*186		FP 0101 216*126*140 276*186*163		FP 0121 216*126*140 276*186*163
	FP 0240 216*306*140 270*360*186		FP 0250 216*306*140 270*360*186		FP 0210 216*306*140 270*360*163		FP 0230 216*306*140 270*360*163
	FP 0241 216*306*140 276*366*186		FP 0251 216*306*140 276*366*186		FP 0211 216*306*140 276*366*163		FP 0231 216*306*140 276*366*163
	FP 0340 216*486*140 270*540*186		FP 0350 216*486*140 270*540*186		FP 0310 216*486*140 270*540*163		FP 0330 216*486*140 270*540*163
	FP 0341 216*486*140 270*546*186		FP 0351 216*486*140 270*546*186		FP 0311 216*486*140 270*546*163		FP 0331 216*486*140 270*546*163
	FP 0440 486*306*140 540*360*186		FP 0450 486*306*140 540*360*186		FP 0400 486*306*140 540*360*163		FP 0420 486*306*140 540*360*163
	FP 0441 486*306*140 546*366*186		FP 0451 486*306*140 546*366*186		FP 0401 486*306*140 546*366*163		FP 0421 486*306*140 546*366*163
	FP 0461 306*486*140 366*546*186		FP 0471 306*486*140 366*546*186		FP 0411 306*486*140 366*546*163		FP 0431 306*486*140 366*546*163

	FP CB 210 270*180*163		FP ZR 20 270*360*50		FP ZR 30 270*540*50		FP ZR 40 540*360*50
--	--------------------------	---	------------------------	---	------------------------	---	------------------------

Distribution boards up to 250 A with door

combinable enclosure system, insulation-enclosed, degree of protection IP 66, made from polycarbonate, for the assembly of distribution boards up to 250 A, intended to be operated by ordinary persons in accordance with IEC 61439-3

- for indoor and protected outdoor installation
- dust-proof and protected against water (IP 66)
- protection class II_x□002_ ■ colour: grey, RAL 7035

Material: Polycarb@nate

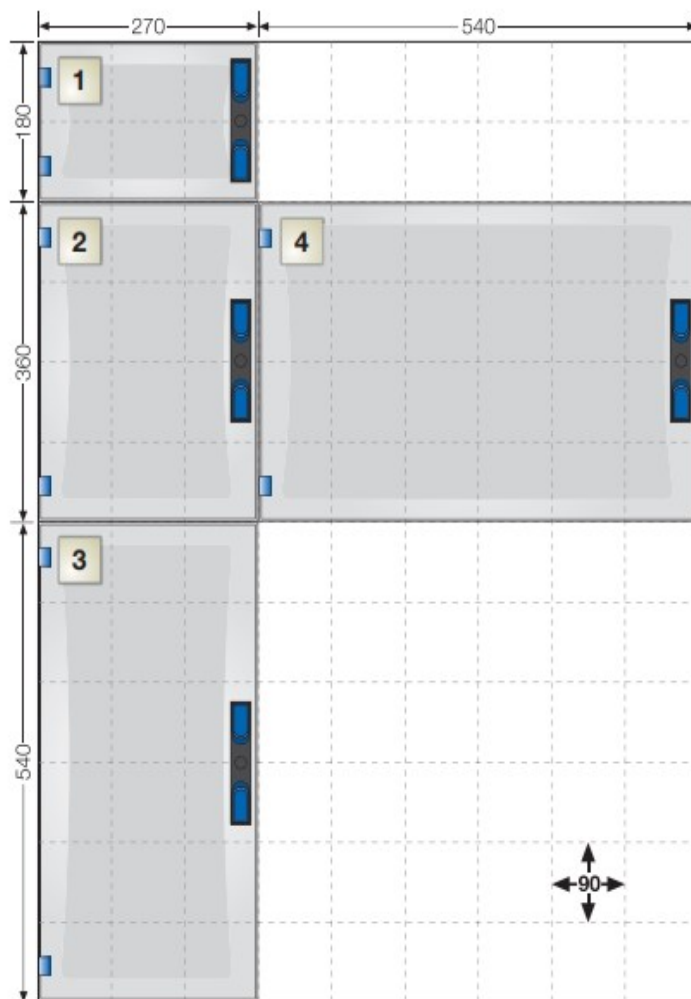
- Burning behaviour: Glow wire test according to IEC 60695-2-11, self-extinguishing, flame-reta@ndant
- UV resistant according to IEC 61439-1, Section 10.2.4: The material is examined for UV resis@nce
- Toxic behaviour: silikon- and halogen@free
- Chemical resistance: Resistant against acid 10 % and alkaline 10 %, petrol and mineral oil

Distribution board with door

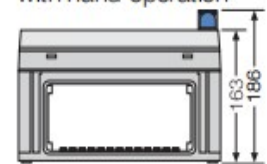
- combinable
- modular structure of enclosures in grid of 90 mm
- 4 enclosure sizes: 270 x 180 mm, 270 x 360 mm, 270 x 540 mm and 540 x 360 mm
- for the assembly of distribution boards up to 250 A
- all enclosures can also be used as single enclosures

Combinable enclosures with door and closing plates

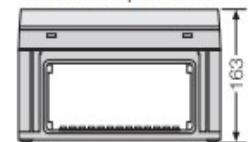
- 4 box sizes: 276 x 186 mm, 276 x 366 mm, 276 x 546 mm and 546 x 366 mm



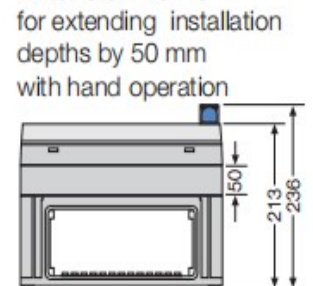
Enclosure depth with hand operation



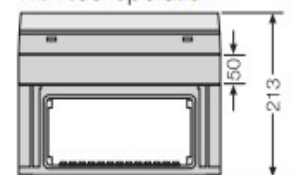
with tool operation

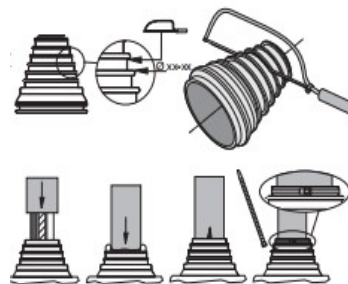


Extension frame for extending installation depths by 50 mm with hand operation


























with tool operation





IP AND IK CLASSIFICATIONS

IP、IK 防护等级标准

First Number	防固形物	Second Number	防水	IK	防物理冲击
1P	Protection	1P	Protection	IK	Test
0	 无防护 No protection	0	 无防护 No protection	00	 无防护 No protection
1	 防护50mm直径和更大的固体外来体 protected against solid objects up to 50 mm e.g. to 50 mm e.g. hands	1	 防护垂直落下的水滴 protected against vertically falling drops of water	01-05	 冲击<1 焦耳 impact<1 joule
2	 防护12.5mm直径和更大的固体外来体 protected against solid objects up to 12.5 mm e.g. fingers	2	 箱体倾斜15°时，防护垂直落下的水滴 protected against direct sprays of water up to 15° from the vertical	06	 1焦耳冲击 impact 1 joule
3	 防护2.5mm直径和更大的固体外来体 protected against solid objects over 2.5mm (tools+small wires)	3	 防护以60°角从垂直线两侧溅出的水 protected against water sprayed from all directions-limited ingress permitted	07	 2焦耳冲击 impact 2 joule
4	 防护1.0mm直径和更大的固体外来体 protected against solid objects over 1mm (tools+small wires)	4	 防护从每个方向对准箱体的溅水 protected against water sprayed from all directions-limited ingress permitted	08	 5焦耳冲击 impact 5 joule
5	 防护灰尘 protected against dust-limited ingress permitted (no harmful deposit)	5	 防护从每个方向对准箱体的低压喷水 protected against low pressure jets of water from all directions-limited ingress permitted	09	 10焦耳冲击 impact 10 joule
6	 防尘密封 totally protected against dust	6	 防护从每个方向对准箱体的高压喷水 protected against strong jets of water e.g. for use on shipdecks-limited ingress permitted	10	 20焦耳冲击 impact 20 joule
		7	 防护在15cm~1m深水浸入30分钟 protected against the effects of immersion between 15 cm and 1m		
		8	 防护长时间浸入水中 protected against long periods of immersion under pressure		