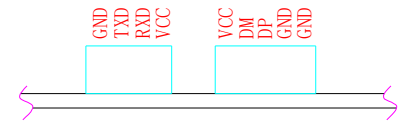
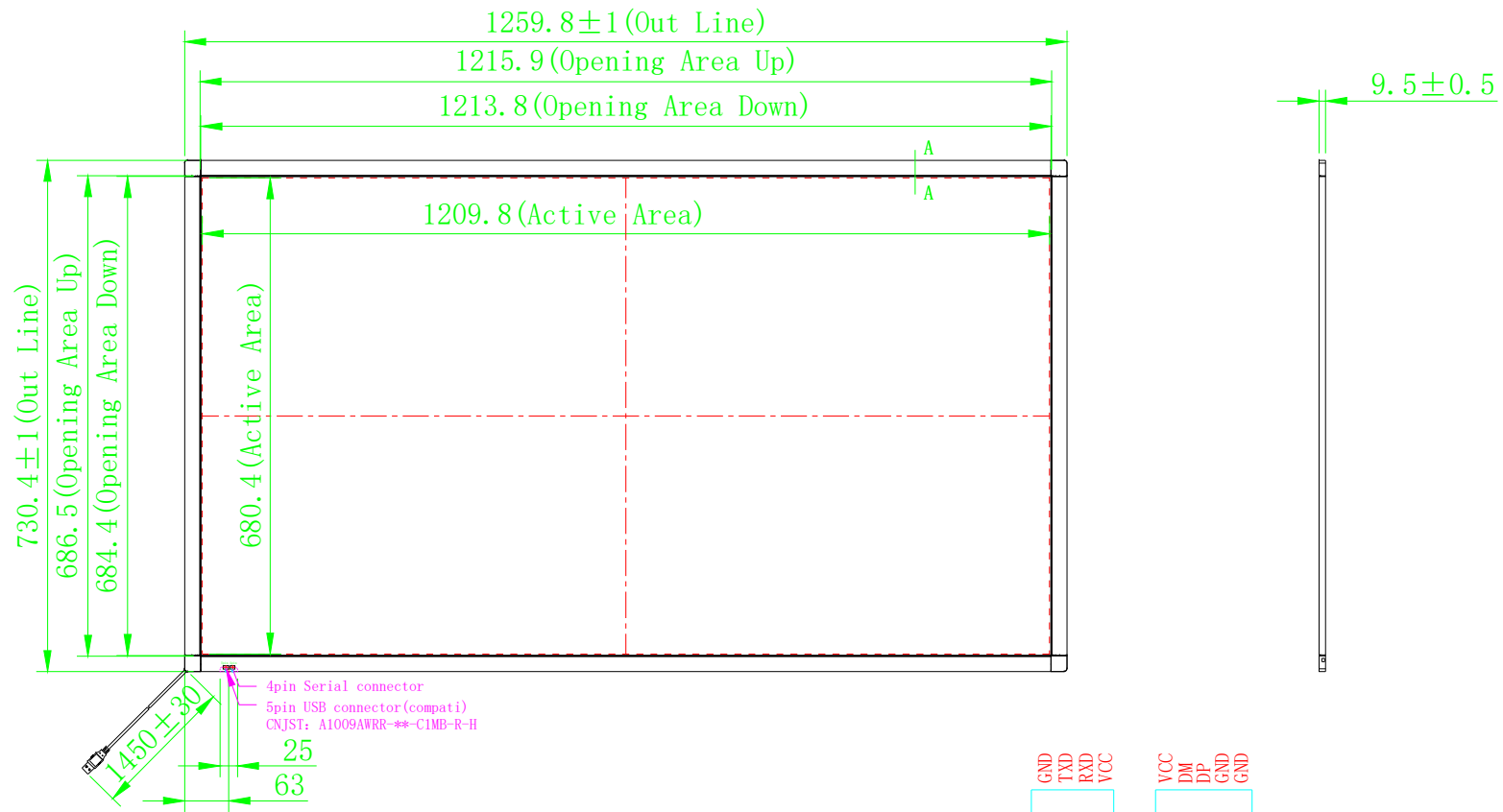
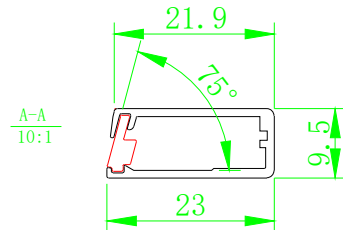


LOGO	REV.	Date	Changes
①			
②			
③			

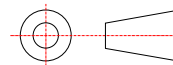


Note: Tolerance ±0.2mm has not been noted



TOLERANCES (UNLESS OTHERWISE STATED)	
DECIMALS	ANGLES ±0.5°
>2000mm	±2.00mm
1600 < X ≤ 2000mm	±1.20mm
1200 < X ≤ 1600mm	±0.80mm
800 < X ≤ 1200mm	±0.50mm
400 < X ≤ 800mm	±0.40mm
120 < X ≤ 400mm	±0.30mm
30 < X ≤ 120mm	±0.20mm
≤ 30mm	±0.10mm

THIRD ANGLE PROJECTION



BTP-IR-TF-55-J01

MODEL NO.	SCALE		NOTES:
PART No.	1:1		
PART NAME	REV.	1.0	
UNIT	SIZE	FREE	
MATERIAL	SHEET	1/1	
SURFACE		CHK' D	
DRAWN		APP' D	

2020/7/9, 16:20:15