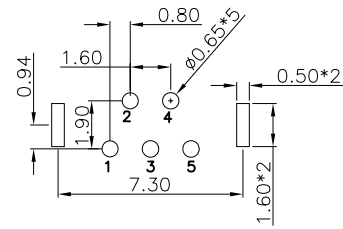
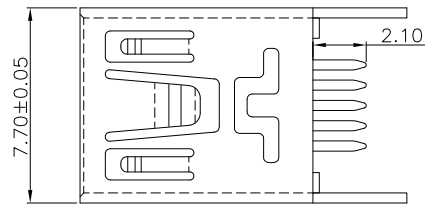
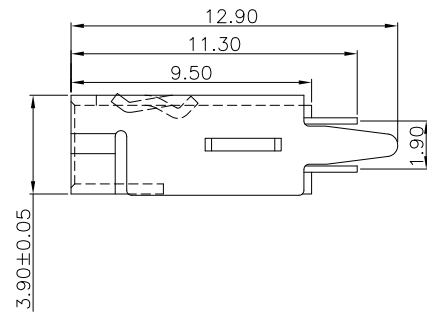
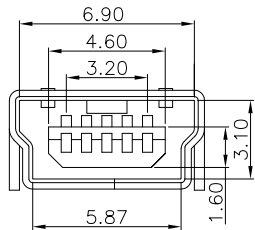


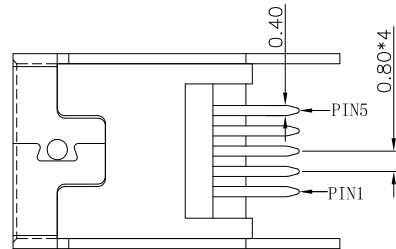
REV.	LOCAS.	DESCRIPTION	DATE	DRAWN
A	NEW	BATCH PRODUCTION INITIAL RELEASE.	2020.11.06	谢青平



RECOMMENDED PCB LAYOUT



Specifcance
 Electrical:
 Contact Resistance: 50milliohms MAX
 Dielectric withstanding Voitage: 100V AC AT Sea level
 Insulation Resistance: 100MEGA ohms MIN
 Marorial:
 :Housing thermoplastics: UL 94-0
 Contact: copper Alloy
 Shell: Copper Alloy
 Finish
 Contact:piated Gold in Mating AREA
 Tin On Solder TAILS
 Shell: nickel/piating



Ordering Information

CUZA182 - XX XX A 002 C X B X

No. Of Pins Per Row: 05
 Standard Plating: 02=Gold Flash, 05=Gold Flash/Tin
 Color: 1=Black
 Standard Packing: B=Tray

Greenconn
 Website: www.greenconn.com
 E-mail: sales@greenconn.com

REV. A	UNIT. mm	SCALE. 1:1
--------	----------	------------

3RD.ANG PROJ.	GENERAL TOLERANCE	
	X.±5.0'	X.±0.30
	.X'±3.0'	.X±0.25
	.XX'±2.0'	.XX±0.15
	.XXX'±1.0'	.XXX±0.10
PAGE. 1/1		

DESIGNED: 谢青平	DATE: 2020.11.06
CHECKED:	DATE:
APPROVED:	DATE:

DWG. NO. CUZA182-CA002
PART NO. CUZA182-XXXX A002CXBX

TITLE. MINI USB 5F 180度 DIP B型两脚插板直尖脚端子外露2.1
--