

FAMILY DATASHEET

MAXWELL-24-G1

MAXWELL

50 x 50 mm modular solutions. The most versatile modular product family especially designed for street and area lighting, but also suitable for widerange of other applications

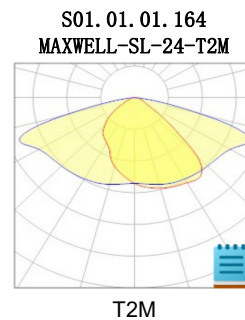
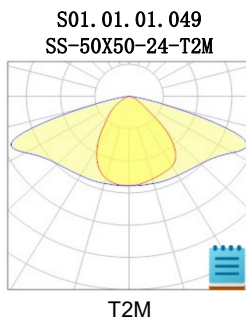
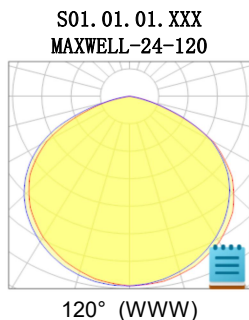
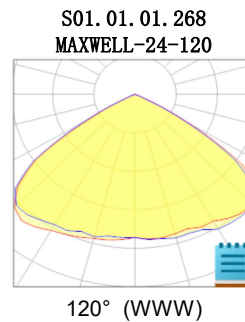
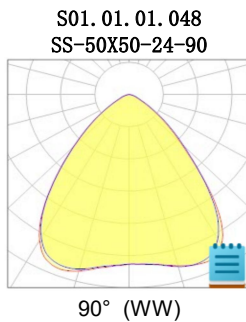
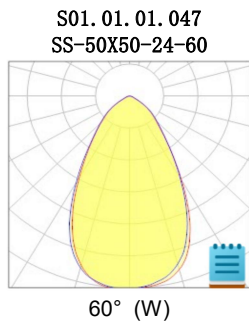
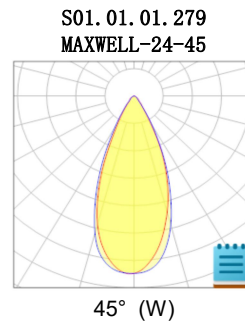
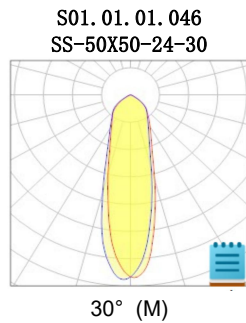
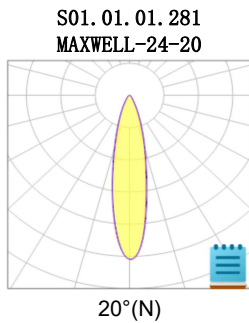
MAXWELL-24-G1

50 x 50 mm 24 lens arrays optimized for 3030 size LED packages.

- Design LED : Flat SMD 3030 LED packages
- Compatibility : 2835/3030
- Zhaga : N/A
- Material : Optical PC(clear)
- Fasten : Screw
- RoHS : Yes



PRODUCTS:



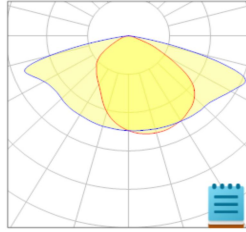
IESNA Type II-M (CUTOFF) beam with added house side backlight.

IESNA Type II-M (CUTOFF) beam.

FAMILY DATASHEET

MAXWELL-24-G1

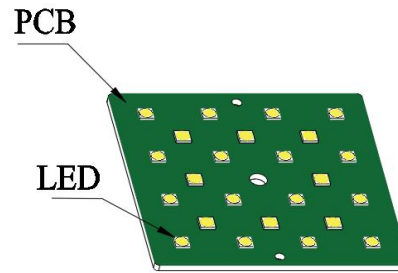
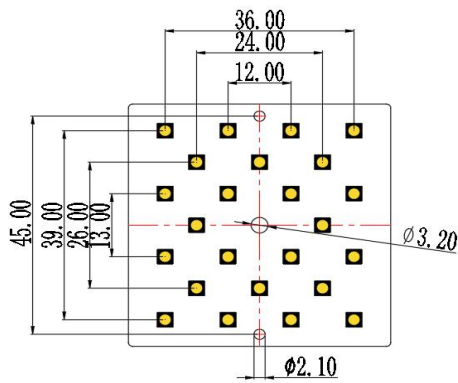
S01.01.01.282
MAXWELL-SL-24-T3M



T3M

IESNA Type III-M (CUTOFF)
beam with added house side
backlight.

LED layout



***Notes**

1. All dimensions are in millimeters
2. We recommend LED assembly tolerance of ± 0.1 mm.

Usage and Maintenance:

- 1) If necessary, clean lenses with mild soap, water and soft cloth.
- 2) Never use any commercial cleaning solvents on lenses, like alcohol.
- 3) Please handle lens with wearing gloves, skin oils may damage lens or its optical characteristic.

Notes:

Please test the data again before using. The chart data is for reference only.