

# SPECIFICATION

## 产品规格书

NO.(编号) : NCYM-DS-RD

Part No.(型号) : 5050A24-XXN165-U8S1P-V20-LX

Description(描述) : 5050 White LED

Model(说明) : EMC5050 24V CRI 70

| CUSTOMER APPEROVED<br>(客户审核) | APPROVED<br>(核准) | ISSUED<br>(制定) |
|------------------------------|------------------|----------------|
|                              | 朱磊               | 王磊             |

SHINEON (NANCHANG) TECHNOLOGY CO.,LTD


699 Tianxiang Avenue, Building 7-1, CEC Low-Carbon Technology Park, High-Tech  
Development District, Nanchang City, Jiangxi Province, P.R.China  
TEL: 0791-88130119  
<http://www.shineon.cn>

## 5050A24-XXN165-U8S1P-V20-LX Datasheet

This 5050 LED Light Source is a high performance energy efficient device which can handle high thermal and high driving current. The small package outline and high intensity make it an ideal choice for High Bay, tunnel lamp, street lamp outdoor light and etc.

The White Power LED is available in the range of color temperature from 2700K to 6500K.

This part has a foot print that is compatible to most of the same size LED in the market today.



### FEATURES

---

- Available in Cool White, Neutral White and Warm White color
- ANSI-compatible chromaticity bins
- High luminous Intensity and high efficiency
- Compatible with reflow soldering process
- Low thermal resistance
- Long operation life
- Wide viewing angle at 120°
- EMC package
- Environmental friendly, RoHS compliance

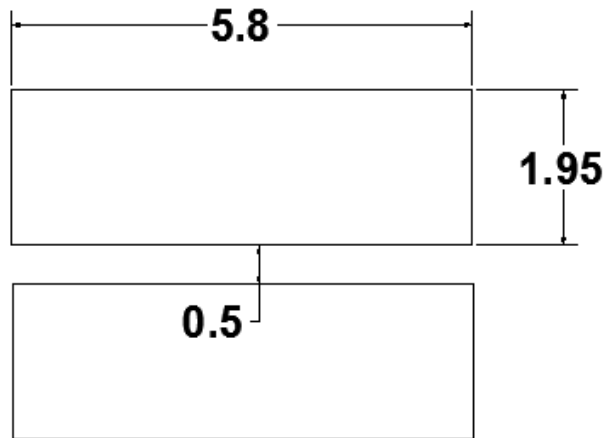
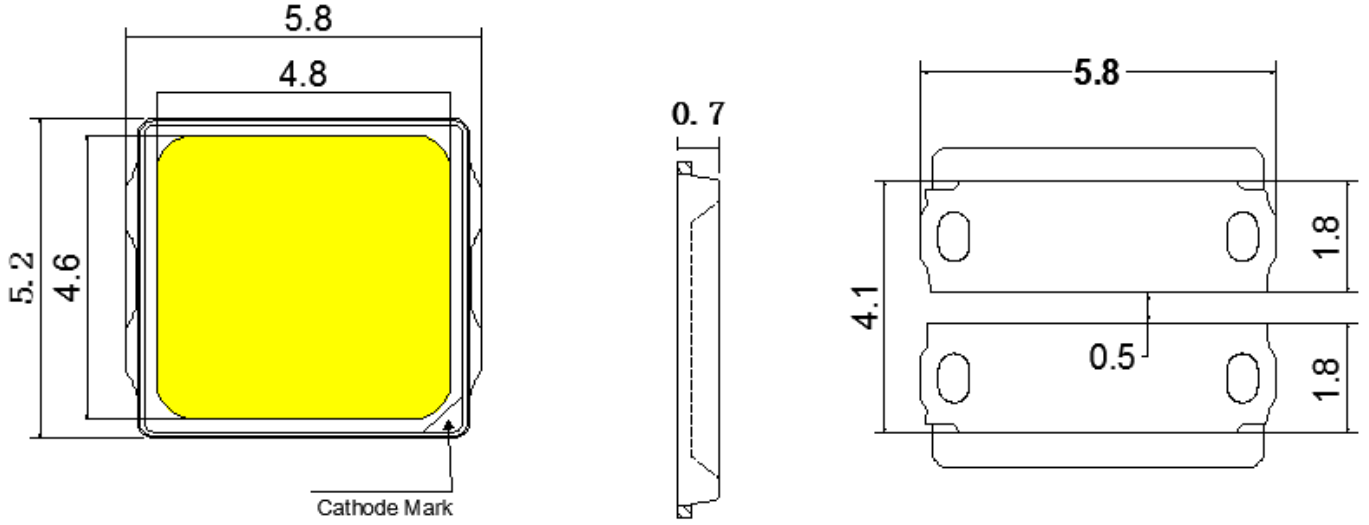
### APPLICATIONS

---

- Street lighting
- Par lighting
- Outdoor lighting

Note: The information in this document is subject to change without notice.

**PACKAGE DIMENSIONS**



Recommended PCB Soldering Pad Pattern

Notes/ 注:

1. All dimensions in millimeters.
2. Thickness tolerance of copper plate is  $\pm 0.02\text{mm}$ .
3. Thickness tolerance of product is  $\pm 0.05\text{mm}$ .
4. Tolerance is  $\pm 0.1\text{mm}$  unless otherwise noted.

## ABSOLUTE MAXIMUM RATINGS ((Tj=25°C; CRI70 ; CCT4000K)

| Parameter                | Symbol | Value                                  | Unit |
|--------------------------|--------|--|------|
| Forward current          | IF     | 240                                    | mA   |
| Peak Forward Current     | IFP    | 300                                    | mA   |
| Reverse Voltage          | VR     | 10                                     | V    |
| Operating Temperature    | Topr   | -40~+85                                | °C   |
| Storage Temperature      | Tstg   | -40~+100                               | °C   |
| Soldering Temperature    | Tsld   | Reflow Soldering: 260°C for 10 seconds |      |
| LED Junction Temperature | Tj     | 125                                    | °C   |

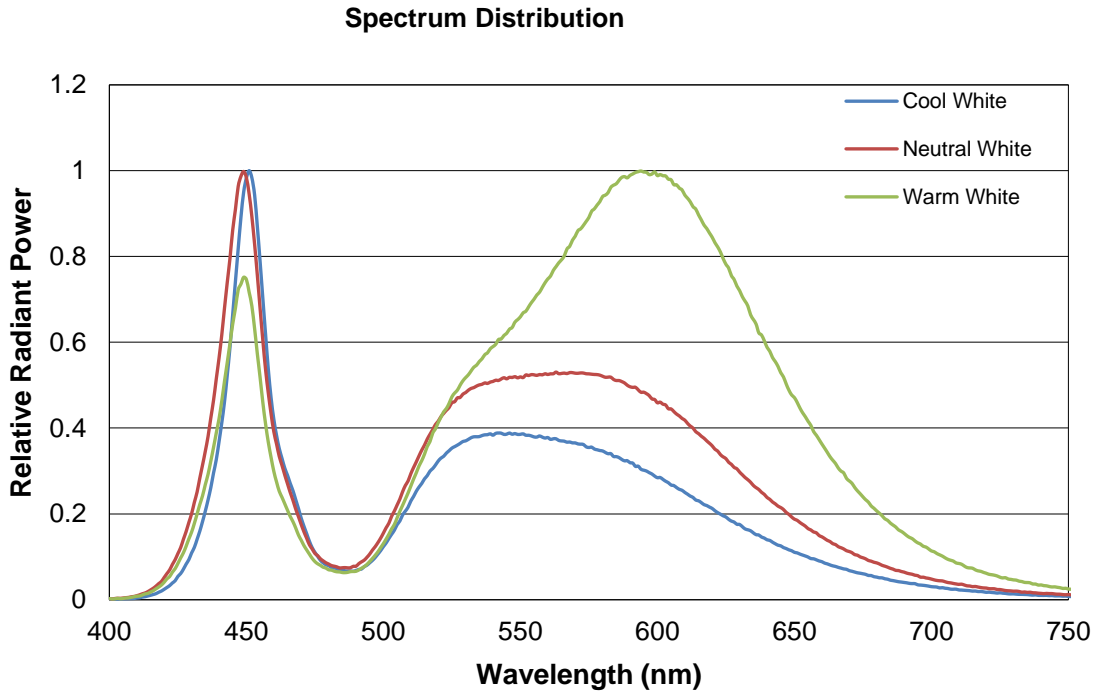
## ELECTRO-OPTICAL CHARACTERISTICS (Tj=25°C)

| Parameter             | Symbol             | Forward Current | Min  | Typ | Max  | Unit |
|-----------------------|--------------------|-----------------|------|-----|------|------|
| Forward Voltage       | V <sub>F</sub>     | IF=165mA        | 22   | --  | 26   | V    |
| Viewing Angle         | 2θ <sub>1/2</sub>  | IF=165mA        | --   | 120 | --   | deg. |
| Luminous Flux         | Φ <sub>v</sub>     | IF=165mA        | 630  | --  | 770  | lm   |
| Color Rendering Index | CRI                | IF=165mA        | 70   | --  | --   | --   |
| Color Temperature     | CCT                | IF=165mA        | 2600 | --  | 7000 | K    |
| Thermal Resistance    | R <sub>th-js</sub> | IF=165mA        | --   | 3   | --   | °C/W |

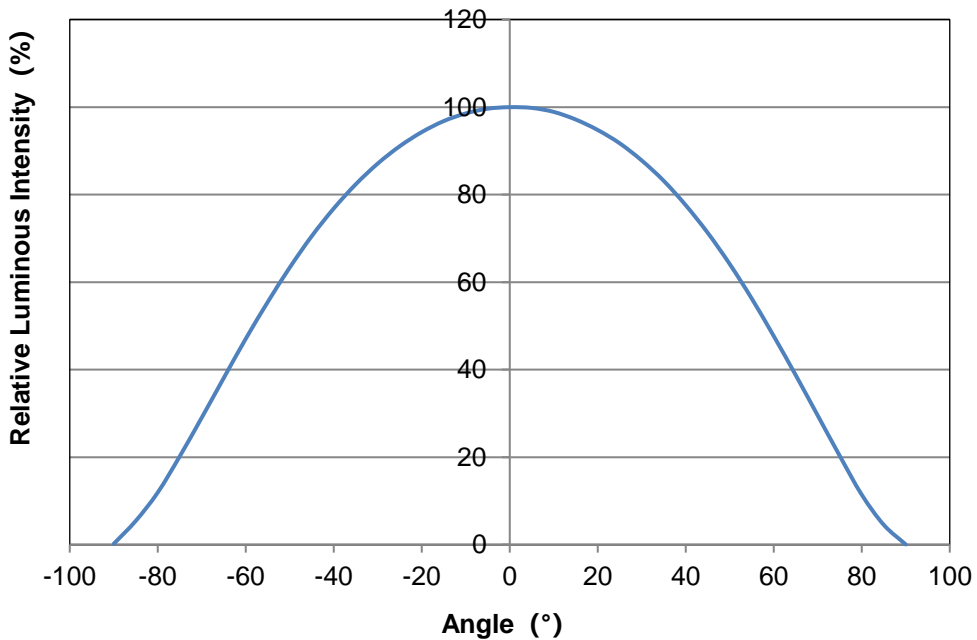
Notes 注:

1. Luminous flux is measured with an accuracy of ± 5%.
2. Chromaticity coordinate bins are measured with an accuracy of ± 0.01.
3. CRI is measured with an accuracy of ± 2.
4. Some color and CRI bins may have limited availability, please contact us before ordering.
5. All measurements were made under the standardized environment of Shineon

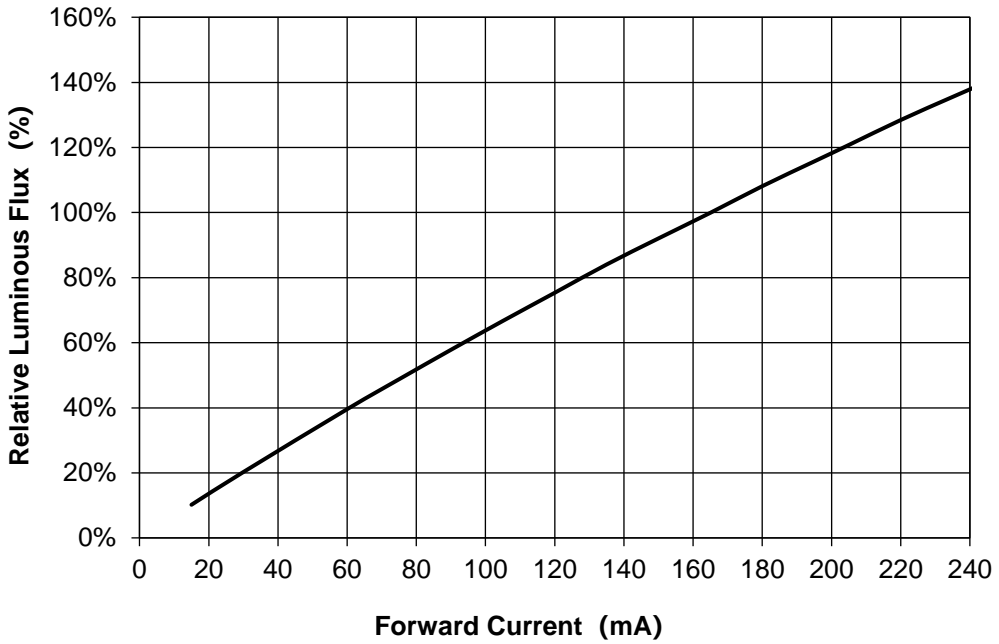
**RELATIVE SPECTRAL POWER DISTRIBUTION ( $T_j=25^{\circ}\text{C}$ )**



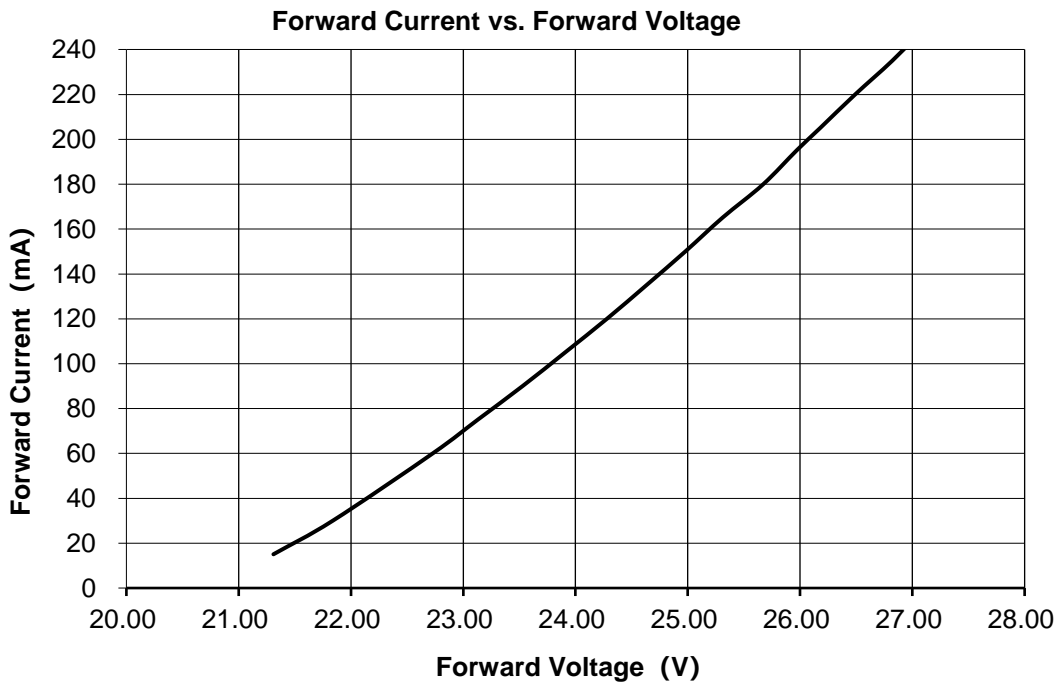
**TYPICAL SPATIAL DISTRIBUTION**



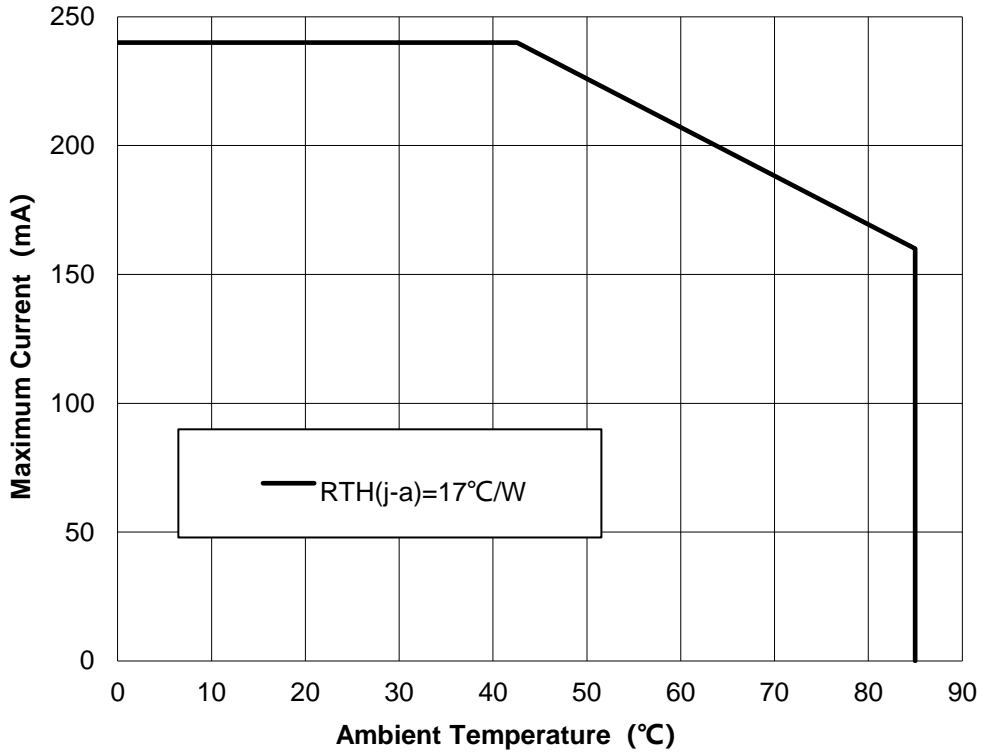
**RELATIVE LUMINOUS FLUX VS. CURRENT ( $T_j=25^{\circ}\text{C}$ )**



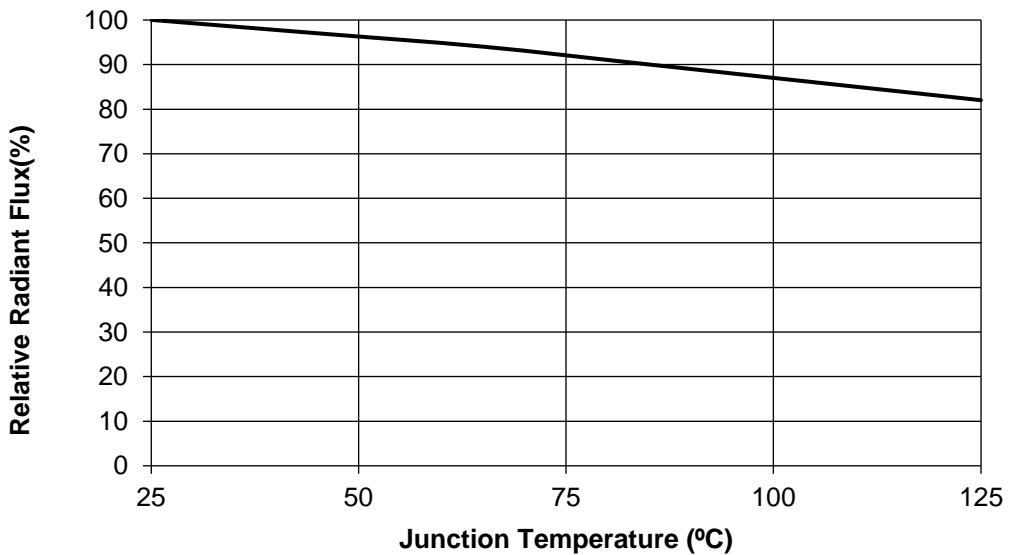
**ELECTRICAL CHARACTERISTICS ( $T_j=25^{\circ}\text{C}$ )**



**MAXIMUM CURRENT VS. AMBIENT TEMPERATURE**



**RELATIVE RADIANT FLUX VS. JUNCTION TEMPERATURE**



**SORTING RANKS**
**(1) Luminous Flux (T<sub>j</sub>=25°C)**

| Part Number                 | Condition | Rank    | Unit |
|-----------------------------|-----------|---------|------|
| 5050A24-27N165-U8S1P-V20-LX | 165mA     | V6      | lm   |
|                             |           | 630-680 |      |
| 5050A24-30N165-U8S1P-V20-LX |           | V31     |      |
|                             |           | 670-720 |      |
| 5050A24-40N165-U8S1P-V20-LX |           | W2      |      |
|                             |           | 720-770 |      |
| 5050A24-50N165-U8S1P-V20-LX |           | W2      |      |
|                             |           | 720-770 |      |
| 5050A24-57N165-U8S1P-V20-LX |           | W2      |      |
|                             |           | 720-770 |      |
| 5050A24-65N165-U8S1P-V20-LX | W1        |         |      |
|                             | 710-760   |         |      |

**(2) Forward Voltage (T<sub>j</sub>=25°C)**

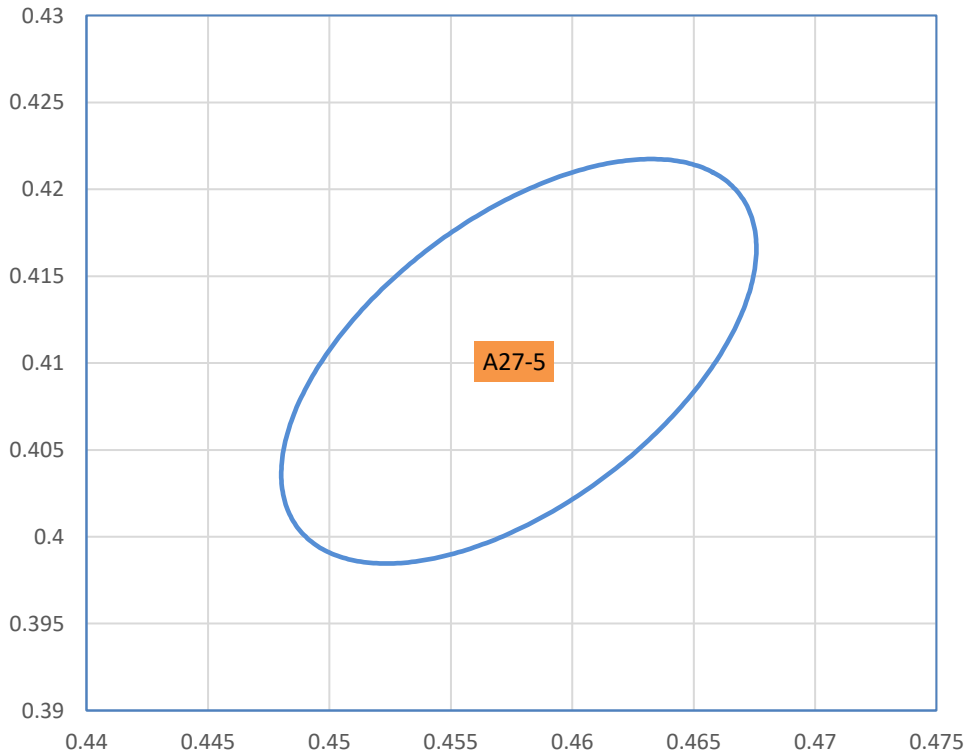
| Rank | Condition | Min. | Max. | Unit |
|------|-----------|------|------|------|
| HB   | 165mA     | 22   | 24   | V    |
| HC   |           | 24   | 26   |      |

Notes 注：

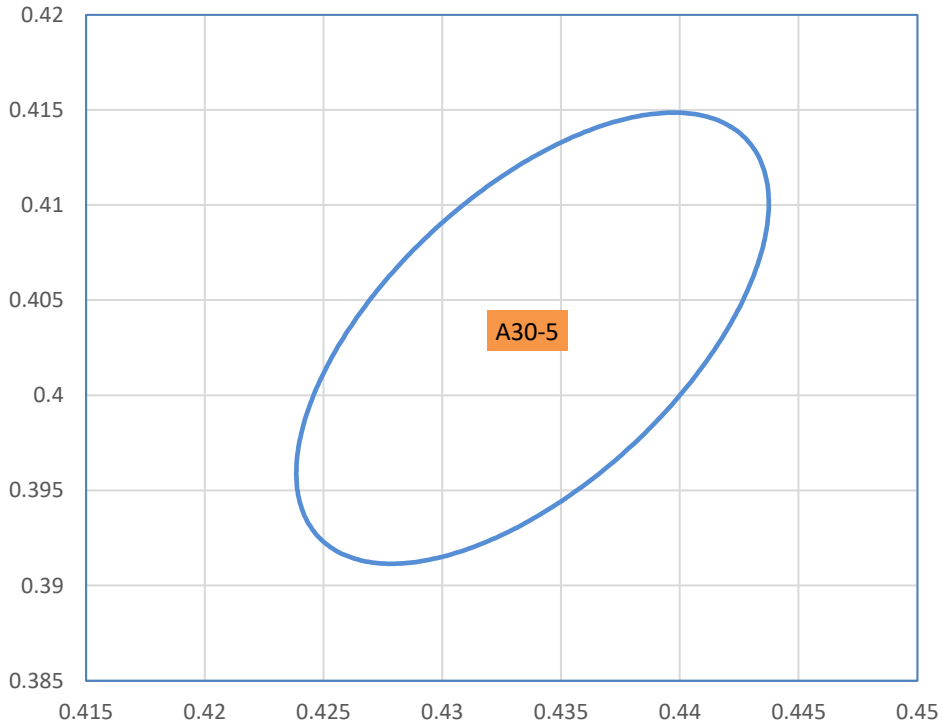
- 5% tolerance for luminous intensity may be caused by measurement inaccuracy.
- Measurement Uncertainty of the Forward Voltage : ± 0.1

(3) Chromaticity Bins

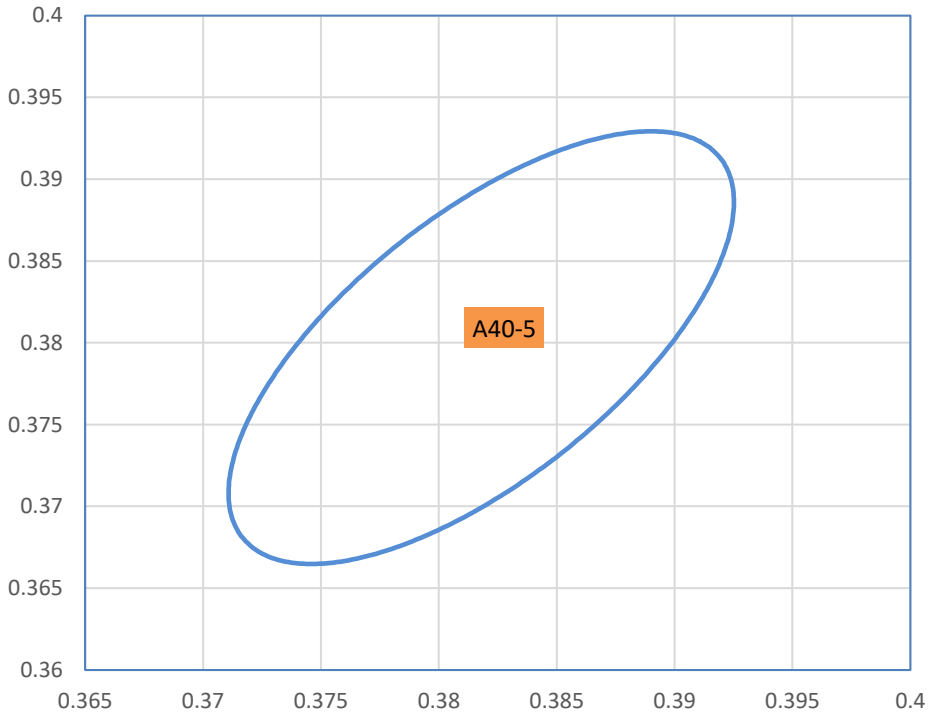
|             |                             |        |         |         |        |
|-------------|-----------------------------|--------|---------|---------|--------|
| Part Number | 5050A24-27N165-U8S1P-V20-LX |        |         | CCT     | 2700K  |
| Bin Code    | Color Coordinates (x,y)     |        |         |         |        |
| A27-5       | x                           | y      | a       | b       | Theta° |
|             | 0.4578                      | 0.4101 | 0.01290 | 0.00685 | 53.17  |



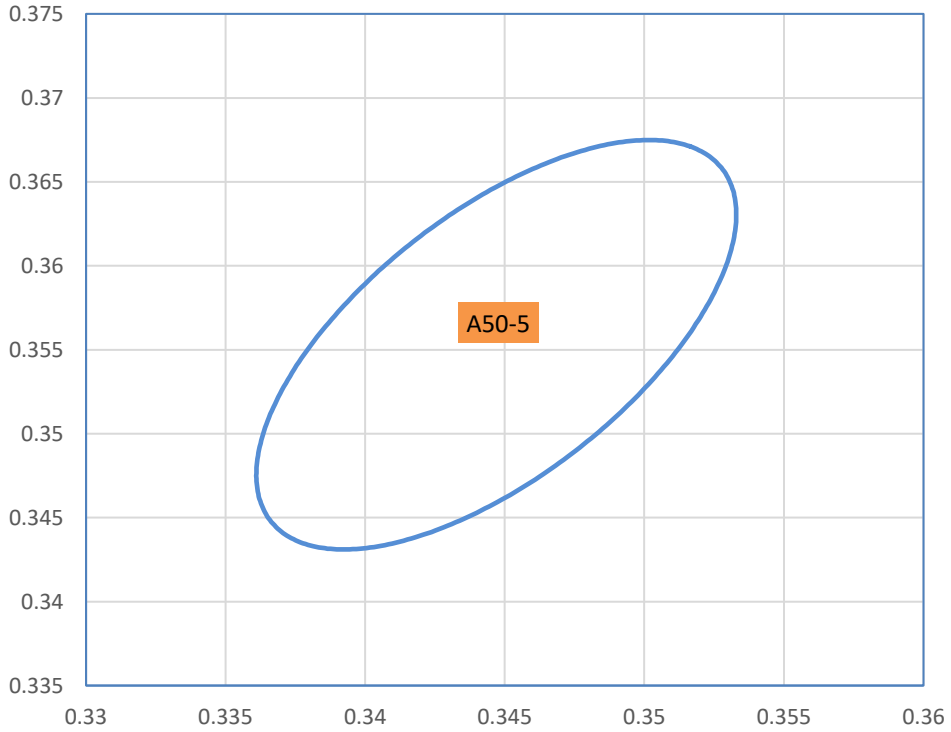
|             |                             |       |         |         |         |
|-------------|-----------------------------|-------|---------|---------|---------|
| Part Number | 5050A24-30N165-U8S1P-V20-LX |       |         | CCT     | 3000K   |
| Bin Code    | Color Coordinates (x,y)     |       |         |         |         |
| A30-5       | x                           | y     | a       | b       | Theta°  |
|             | 0.4338                      | 0.403 | 0.01390 | 0.00680 | 53.2167 |



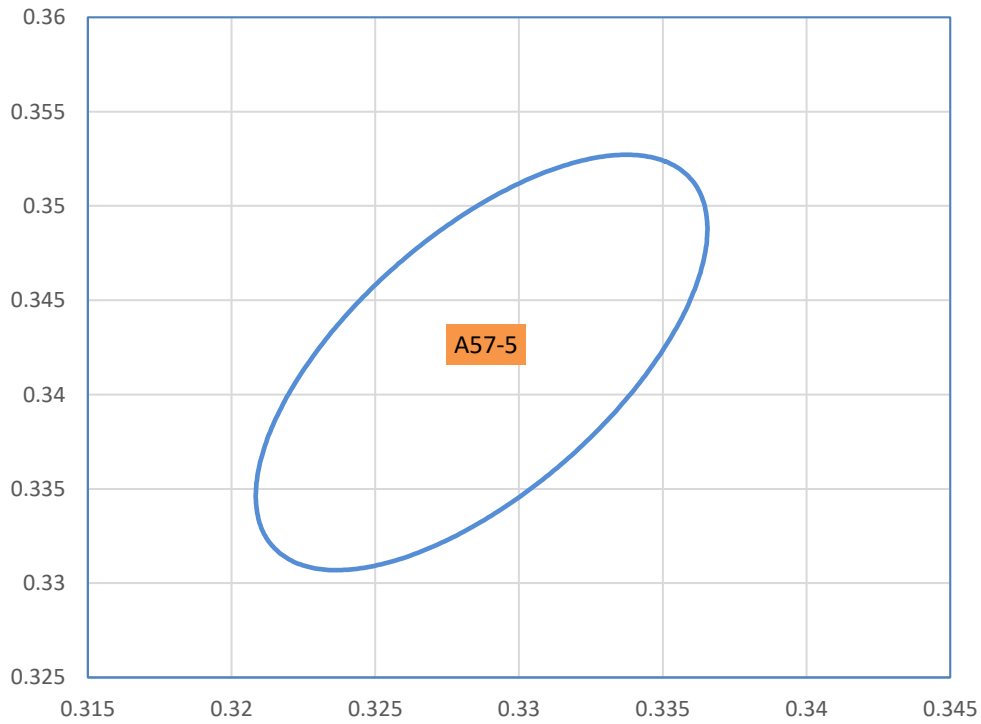
|             |                             |        |         |         |        |
|-------------|-----------------------------|--------|---------|---------|--------|
| Part Number | 5050A24-40N165-U8S1P-V20-LX | CCT    | 4000K   |         |        |
| Bin Code    | Color Coordinates (x,y)     |        |         |         |        |
| A40-5       | x                           | y      | a       | b       | Theta° |
|             | 0.3818                      | 0.3797 | 0.01565 | 0.00670 | 53.717 |



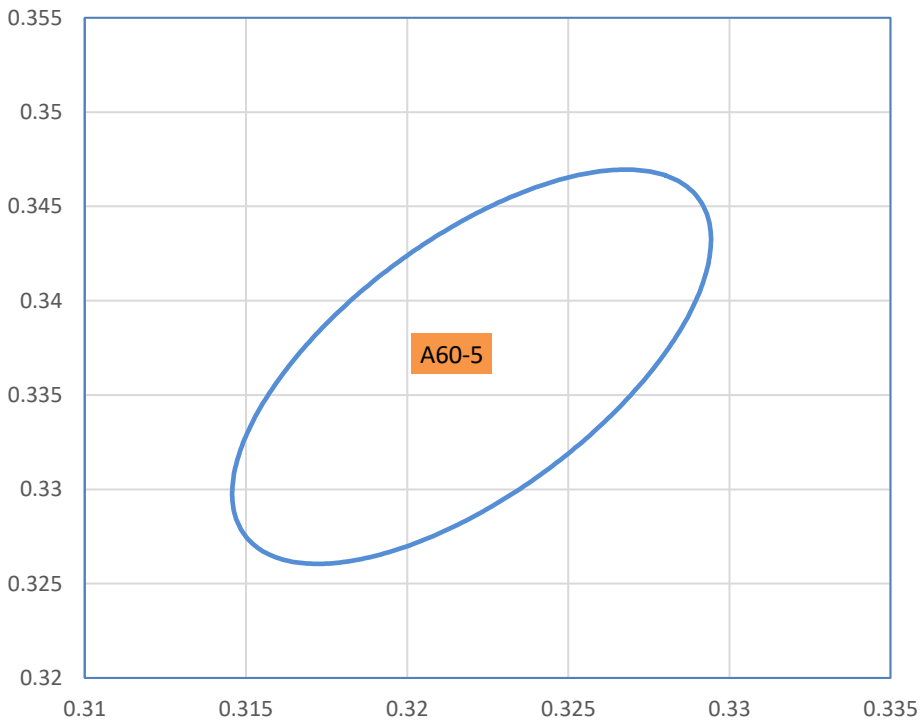
|             |                             |        |         |         |        |
|-------------|-----------------------------|--------|---------|---------|--------|
| Part Number | 5050A24-50N165-U8S1P-V20-LX | CCT    | 5000K   |         |        |
| Bin Code    | Color Coordinates (x,y)     |        |         |         |        |
| A50-5       | x                           | y      | a       | b       | Theta° |
|             | 0.3447                      | 0.3553 | 0.01370 | 0.00590 | 59.617 |



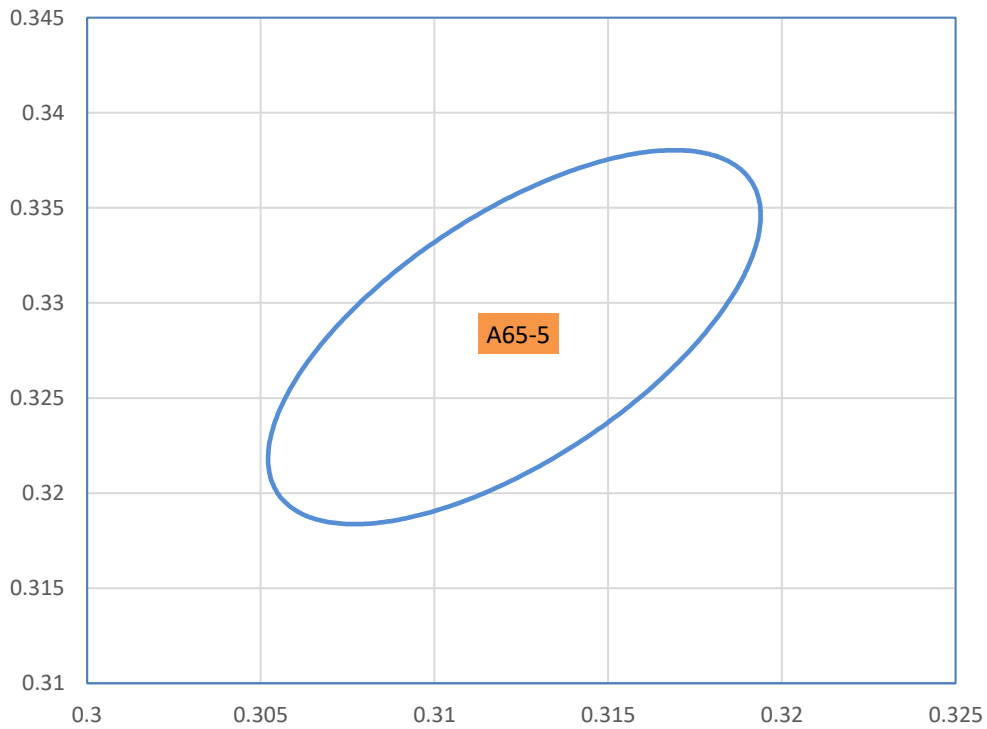
|             |                             |        |         |         |        |
|-------------|-----------------------------|--------|---------|---------|--------|
| Part Number | 5050A24-57N165-U8S1P-V20-LX | CCT    | 5700K   |         |        |
| Bin Code    | Color Coordinates 色坐标(x,y)  |        |         |         |        |
| A57-5       | x                           | y      | a       | b       | Theta° |
|             | 0.3287                      | 0.3417 | 0.01245 | 0.00535 | 59.128 |



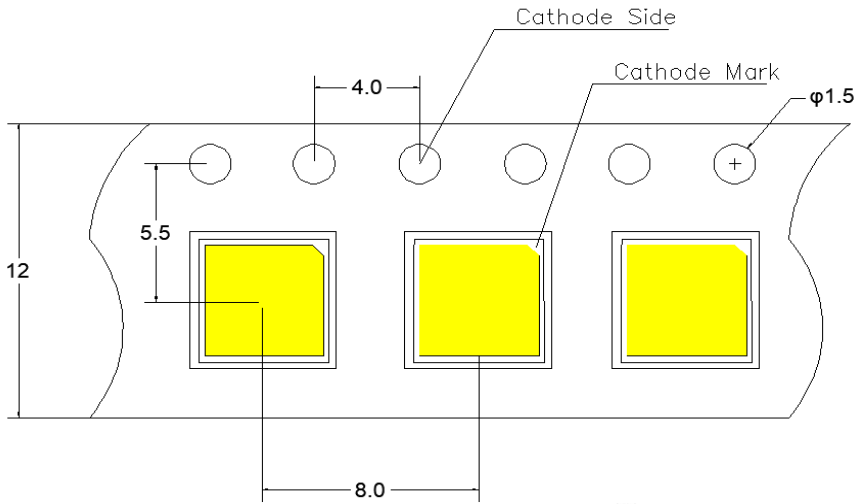
|             |                             |        |         |         |        |
|-------------|-----------------------------|--------|---------|---------|--------|
| Part Number | 5050A24-60N165-U8S1P-V20-LX | CCT    | 6000K   |         |        |
| Bin Code    | Color Coordinates (x,y)     |        |         |         |        |
| A60-5       | x                           | y      | a       | b       | Theta° |
|             | 0.322                       | 0.3365 | 0.01179 | 0.00504 | 59.21  |



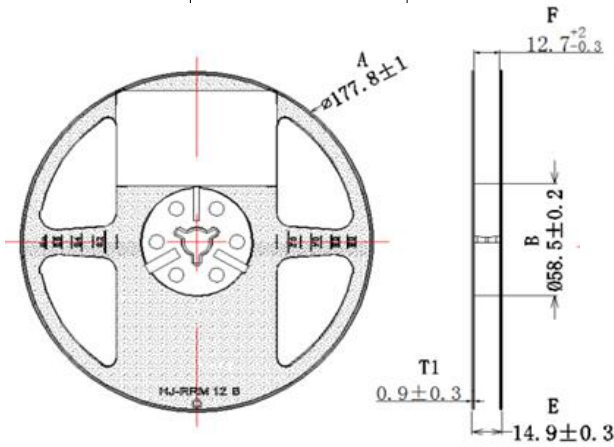
|                   |                             |        |         |         |         |
|-------------------|-----------------------------|--------|---------|---------|---------|
| Part Number<br>品名 | 5050A24-65N165-U8S1P-V20-LX |        |         | CCT 色温  | 6500K   |
| Bin Code<br>等级代码  | Color Coordinates 色坐标(x,y)  |        |         |         |         |
| A65-5             | x                           | y      | a       | b       | Theta°  |
|                   | 0.3123                      | 0.3282 | 0.01115 | 0.00475 | 58.5667 |



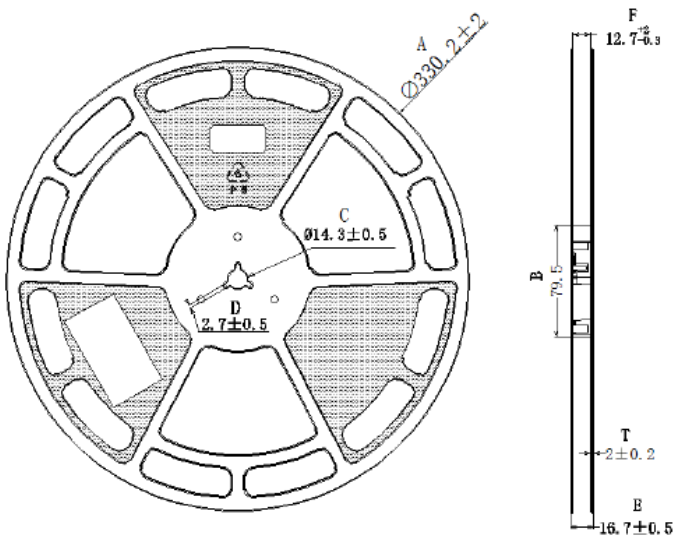
**TAPE AND REEL**



Small reel



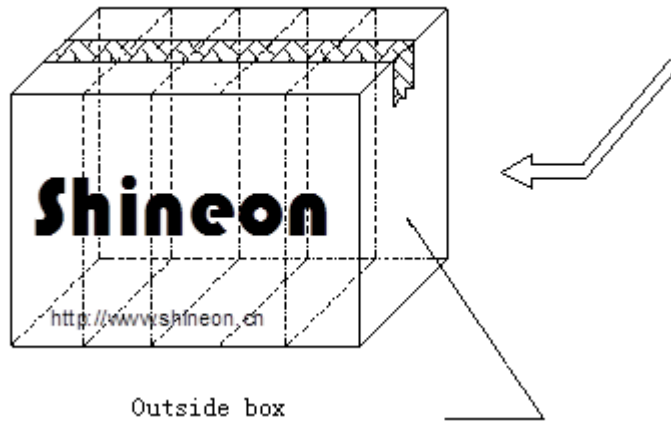
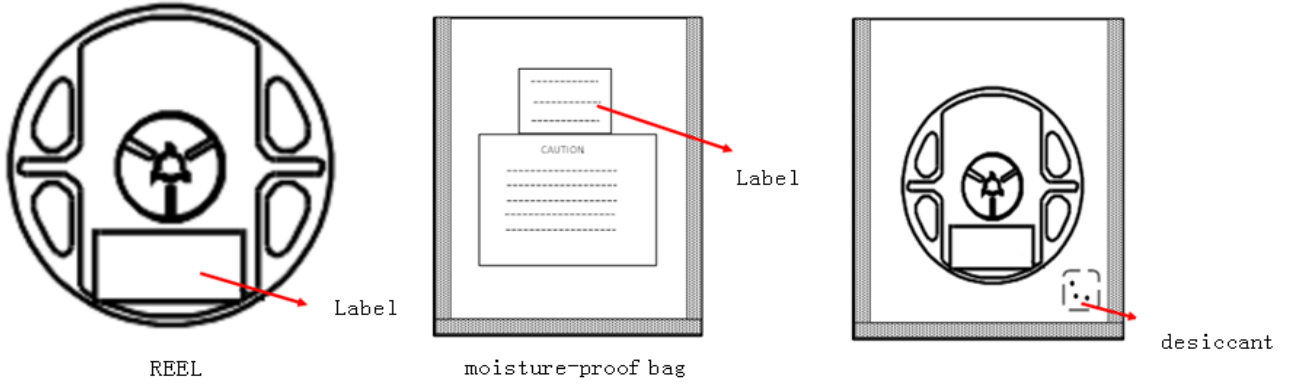
Big reel



Notes:

- (1) Quantity : 1500pcs/Reel OR 5,000pcs/Reel
- (2) Cumulative Tolerance : Cumulative Tolerance/10 pitches to be  $\pm 0.2\text{mm}$
- (3) Adhesion Strength of Cover Tape : Adhesion strength to be 0.1-0.7N when the cover tape is turned off from the carrier tape at the angle of  $10^\circ$  to the carrier tape
- (4) Package : P/N, Manufacturing data Code No. and quantity to be indicated on a damp proof Package.

**PACKAGING**



Notes:

- (1) Box size: 33x25x42cm 60K/Box 1500pcs/Reel
- (2) Box size: 38x36x42cm 80K/Box 5000pcs/Reel,

## REFLOW SOLDERING CHARACTERISTICS

### For Reflow Process :

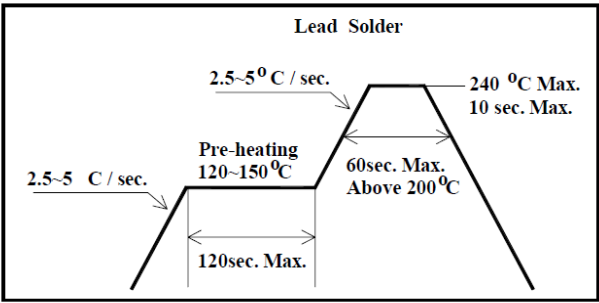
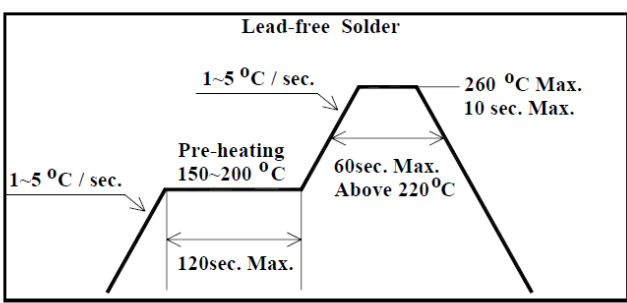
Preheating 预热 : 140°C~160°C±5°C, within 2 minutes.

Operation heating 作业加热 : 260°C(Max.) within 10 seconds.(Max)

Gradual Cooling (Avoid quenching).

| Lead solder              |              | Lead-free solder         |              |
|--------------------------|--------------|--------------------------|--------------|
| Pre-heat                 | 120-150°C    | Pre-heat                 | 150-200°C    |
| Pre-heat time            | 120 sec.Max. | Pre-heat time            | 120 sec.Max. |
| Peak Temperature         | 240°C Max.   | Peak Temperature         | 260°C Max.   |
| Soldering time condition | 10 sec.Max.  | Soldering time condition | 10 sec.Max.  |

| Lead Solder   | Lead-free Solder  |
|---|---|
|  |  |

### Notes:

The encapsulated material of the LEDs is silicone . Therefore the LEDs have a soft surface on the top of package. The pressure to the top surface will be influence to the reliability of the LEDs. Precautions should be taken to avoid the strong pressure on the encapsulated part. So when using the picking up nozzle, the pressure on the silicone resin should be proper.

**Reliability Test Items**

| Test Items   | Test Duration | Number of Damaged |
|--|---------------|-------------------|
| Steady State Operating Life of High Temperature (HTOL) $T_s=85^{\circ}\text{C}$ , $I_F=\text{Max}$ | 1000hrs       | 0/20              |
| Steady State Operating Life of Low Temperature (LTOL) $T_a=-40^{\circ}\text{C}$ , $I_F=\text{Max}$ | 1000hrs       | 0/20              |
| High Temperature Storage (HTS)   | 1000hrs       | 0/20              |
| Low Temperature Storage (LTS)  | 1000hrs       | 0/20              |
| Thermal Shock (TS) $-45^{\circ}\text{C}\sim 125^{\circ}\text{C}$ 15min dwell 30sec transfer        | 100cycles     | 0/20              |
| Solder Resistance (SR) $265^{\circ}\text{C}$ , 3X MSL  | 5sec          | 0/20              |
| Solder Ability (SA) $245^{\circ}\text{C}$ 5sec, 95% coverage                                       | 5sec          | 0/11              |

| Item 项目         | Symbol | Test Condition               | Criteria for Judgment |            |
|-----------------|--------|------------------------------|-----------------------|------------|
|                 |        |                              | Min.                  | Max.       |
| Forward Voltage | $V_f$  | $I_F=\text{Typical Current}$ |                       | U.S.L x1.1 |
| Luminous Flux   | $I_m$  | $I_F=\text{Typical Current}$ | L.S.L x0.7            |            |
| CCX&CCY         | x,y    | $I_F=\text{Typical Current}$ |                       | Shift<0.02 |

## PRECAUTION FOR USE

---

- (1) This device should not be used in any type of fluid such as water, oil, organic solvent, etc. When washing is required, IPA should be used.
  - (2) When the LEDs are illuminating, operating current should be decided after considering the ambient maximum temperature.
- (3) LEDs must be stored to maintain a clean atmosphere. If the LEDs are stored for 3 months or more after being shipped from ShineOn, a sealed container with a nitrogen atmosphere should be used for storage.
- (4) The LEDs must be used within seven days after opening the moisture proof packing. Repack unused Products with anti-moisture packing, fold to close any opening and then store in a dry place.
- (5) The appearance and specifications of the product may be modified for improvement without notice.
- (6) This LED is sensitive to the static electricity and surge. It is recommended to use a wrist Band or anti-electrostatic glove when handling the LEDs.
- (7) On manual soldering, a solder tip must be needed as grounded for usage. If over voltage which exceeds the absolute maximum rating is applied to LEDs, it will cause damage LEDs and result in destruction. Damaged LEDs will show some unusual characteristics such as leak current remarkably increase ,turn-on voltage becomes lower and the LEDs get unlighted at low current.