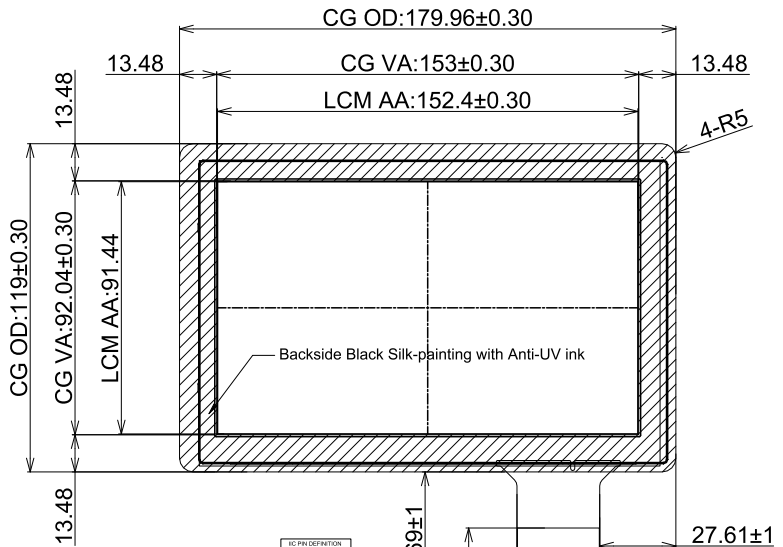
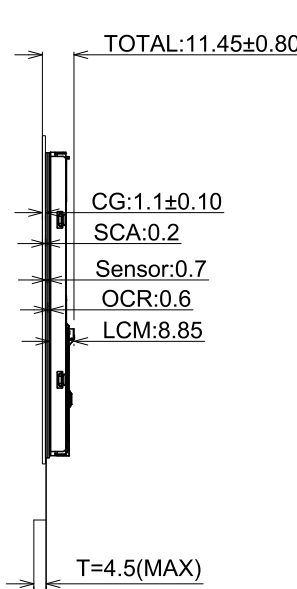


Ver.	modify NO.	Details	Area	P.I.C	Date

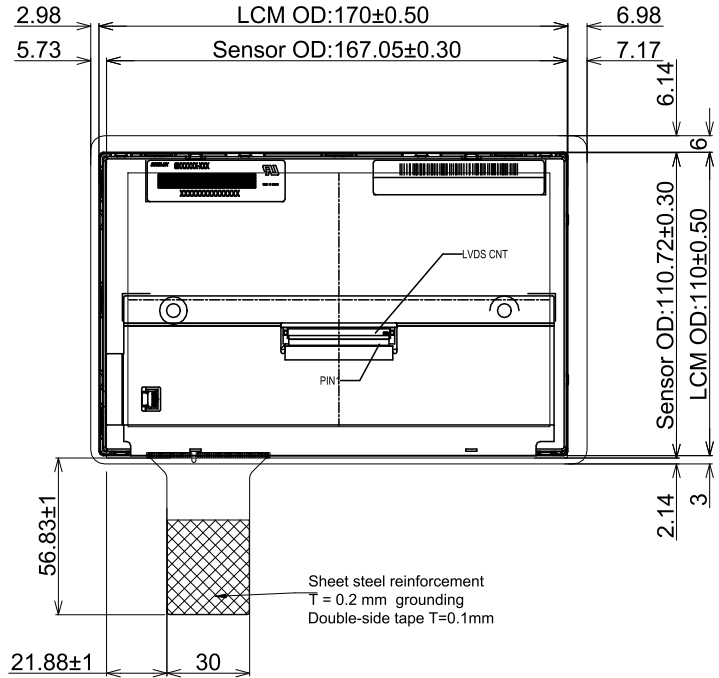
Front View



Side View

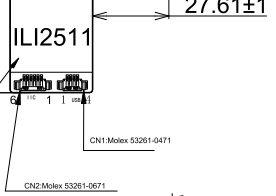


Back View

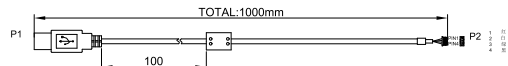


USB PIN DEFINITION	IC PIN DEFINITION (P20033V)
Pin NO.	Definition
1	VCC 5V
2	D-
3	D+
4	GND

Covered with yellow high-temperature tape

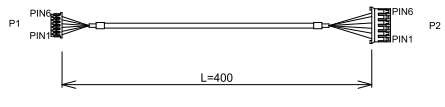


USB Cable



Connector:
P1:USB-A Male Connector
P2:1.25 Pitch 4pin Connector(MX1.25-4P)

IIC Cable



Connector:
P1: 1.25mm Pitch 6pin Connector(MX1.25-6P)
P2: PHR-6P Connector

Technical Datasheet:

1. Structure: TP+LCM Optical Bonding
2. Cover Glass: 1.1mm Tempered Glass
3. LCD: G070ACE-L01
4. TP Controller: BTP-TPM-CTR-ILI-070B-SN30 COF
5. TP Controller IC: ILI2511 (Interface: USB/IIC)
6. Surface Hardness: ≥6H
7. Light Transmittance: ≥85%
8. Working Temperature: -20°C~+70°C, ≤85%RH;
9. Storage Temperature: -30°C~+80°C, ≤85%RH;
10. Unmarked Tolerance: ±0.5mm
11. All materials used conform to RoHS standards

Designed by:	Curry.Wang
Checked by:	Jimmy.Lu
Approved by:	Cale.Chen
Workmanship:	
Standardization:	Link.Chen
Released by:	Jerry.Liu

Part No.	BTP-TPM-G0-7-ILI-SN30		
Product Name:	7inch Touch Display		
Drawing No.	PM070260304SN30		
Project Code.	PM070SN30		
Business Unit:	SNT-BTP	Period Mark	View Angle
BOM Code	2.03.070.01.0130	A	1:1
Product Series	BTP-TPM	Page 1	Total 1 Page
		SINOTRONICS Interactivity Changes the World	