

# SPECIFICATION

## 产品规格书

NO.(编号) : RD vision

Part No.(型号) : 2835A03-XXN02-2P-U23-LX

Description(描述) : 2835 White LED

Model(说明) : 3V 60mA 0.2W Ra70 高光效

CUSTOMER APPEROVED (客户审核)	APPROVED (核准)	ISSUED (制定)
	朱磊	吴亮亮

SHINEON (NANCHANG) TECHNOLOGY CO.,LTD

ShineOn Science Park, 600 Hongguang 2nd Road, Changdong Town, Nanchang  
County, Nanchang City, Jiangxi Province  
TEL: 0791-88130119  
<http://www.shineon.cn>

## 2835A03-XXN02-2P-U23-LX Datasheet

This 2835 LED Light Source is a high performance energy efficient device which can handle high thermal and high driving current. The small package outline and high intensity make it an ideal choice for LED panel light, LED bulb light, LED tube light and etc.


此款2835 LED光源是一款节能器件，具有良好的散热性、可以承受大电流使用。产品外形小巧，强度高，是LED面板灯、LED球泡灯、LED管灯等产品的理想选择。

The White Power LED is available in the range of color temperature from 2600K to 7000K.

色温范围涵盖2600K至7000K。

This part has a foot print that is compatible to most of the same size LED in the market today.

此款LED光源焊盘结构与市场上主流LED光源焊盘尺寸基本相同。



### FEATURES/特点

- Available in Cool White, Neutral White and Warm White color  
颜色包括冷白、中性白和暖白
- ANSI-compatible chromaticity bins  
符合美标ANSI色坐标分BIN标准
- High luminous Intensity and high efficiency  
高亮度、高光效
- Compatible with reflow soldering process  
匹配回流焊制程
- Low thermal resistance/低热阻
- Long operation life/长寿命
- Wide viewing angle at 120°  
发光角度 120°
- Silicone encapsulation/硅胶封装
- Environmental friendly, RoHS compliance  
环保材质，符合RoHS要求

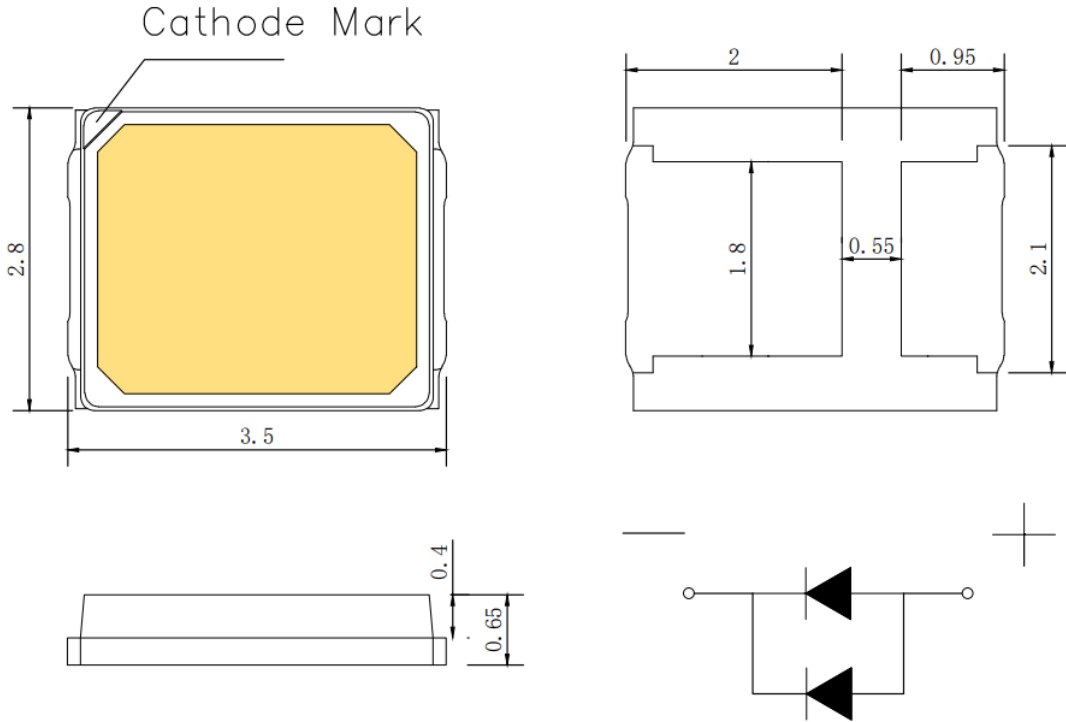
### APPLICATIONS

- Horticulture lighting/植物照明
- Flat panel light/面板灯
- LED tube light/灯管
- Signage and channel letter/信号和发光字体
- Reading lamp/阅读灯

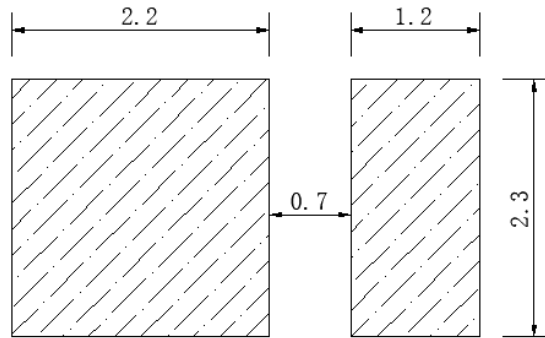
Note: The information in this document is subject to change without notice.

注:本文件内的资料如有更改，恕不另行通知。

## PACKAGE DIMENSIONS 封装尺寸



## Recommended Solder Pad Design 推荐焊盘设计



Notes/ 注:

1. All dimensions in millimeters. 所有尺寸单位为mm
2. Thickness tolerance of copper plate is  $\pm 0.02$ mm. 铜材料片厚度公差为 $\pm 0.02$ mm
3. Thickness tolerance of product is  $\pm 0.05$ mm. 产品厚度公差为 $\pm 0.05$ mm
4. Tolerance is  $\pm 0.1$ mm unless otherwise noted. 如未特别注明，默认公差为 $\pm 0.1$ mm

**ABSOLUTE MAXIMUM RATINGS 最大限定参数 (Ta=25°C)**

Parameter 项目名称	Symbol 符号	Value 规格	Unit 单位
Forward current 正向电流	IF	300	mA
Peak Forward Current 正向脉冲电流	IFP	450	mA
Power Dissipation 消耗功率	Pd	1000	mW
Operating Temperature 工作温度	Topr	-40~+85	°C
Storage Temperature 储存温度	Tstg	-40~+100	°C
Soldering Temperature 焊接温度	Tsld	Reflow Soldering: 260°C for 10 seconds	
LED Junction Temperature 结温	Tj	125	°C
ESD Sensitivity (HBM) 抗静电能力	--	2000	V

**ELECTRO-OPTICAL CHARACTERISTICS 主要光电参数(Ta=25°C)**

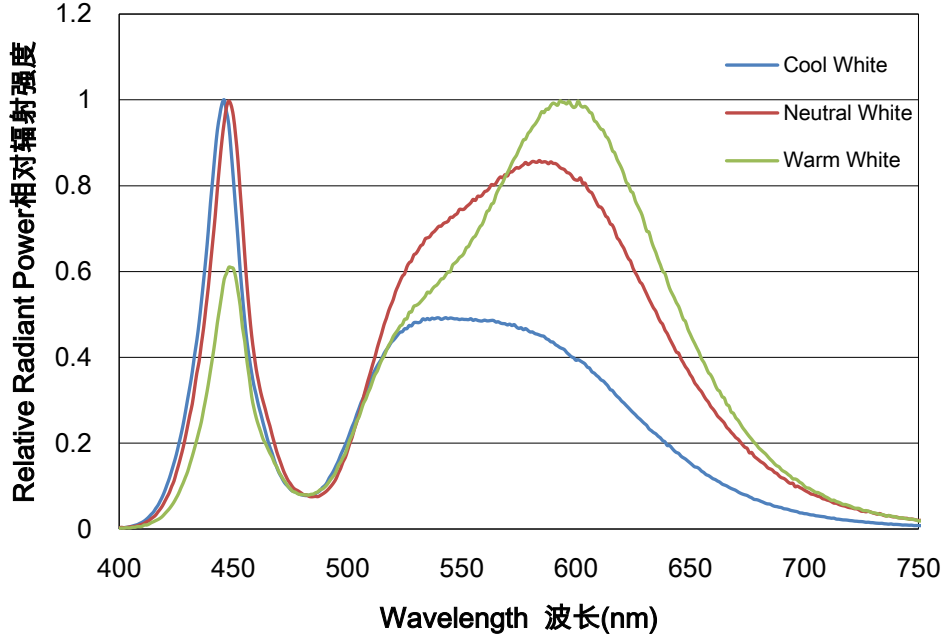
Parameter 项目名称	Symbol 符号	Test Condition 测试条件	Min 最小值	Typ 典型值	Max 最大值	Unit 单位
Forward Voltage 正向电压	V <sub>F</sub>	IF=60mA	2.6	2.7	2.8	V
Viewing Angle 发光角度	2θ <sub>1/2</sub>	IF=60mA	--	120	--	deg.
Luminous Flux 光通量	Φ <sub>v</sub>	IF=60mA	35	--	43	lm
Color Rendering Index 显色指数	CRI	IF=60mA	70	--	--	--
Color Temperature 色温	CCT	IF=60mA	2600	--	7000	K
Thermal Resistance 热阻	R <sub>th-js</sub>	IF=60mA	--	8	--	°C/W

## Notes 注:

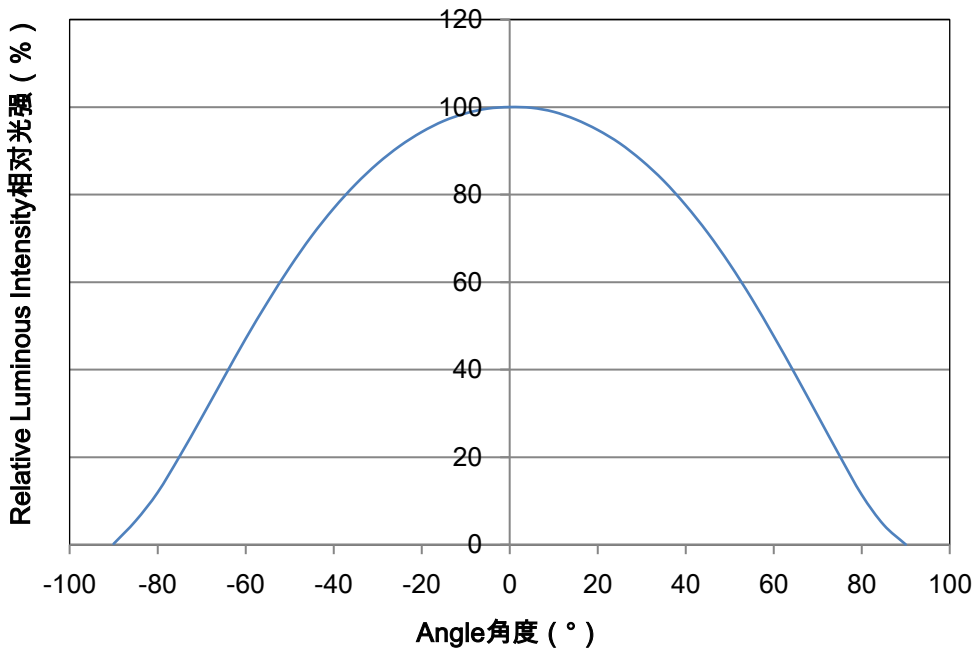
- Luminous flux is measured with an accuracy of  $\pm 5\%$ . 光通量的测量精度为 $\pm 5\%$ 。
- Chromaticity coordinate bins are measured with an accuracy of  $\pm 0.01$ . 色度坐标相对测量精度为 $\pm 0.01$
- CRI is measured with an accuracy of  $\pm 2$ . 显色指数测量精度为 $\pm 2$
- Some color and CRI bins may have limited availability, please contact us before ordering.  
部分颜色和显指可能有限制, 请在订购前与我们联系
- All measurements were made under the standardized environment of Shineon  
所有的测量都是在易美的标准环境下进行的

**RELATIVE SPECTRAL POWER DISTRIBUTION 相对光谱功率分布 ( $T_j=25^\circ\text{C}$ )**

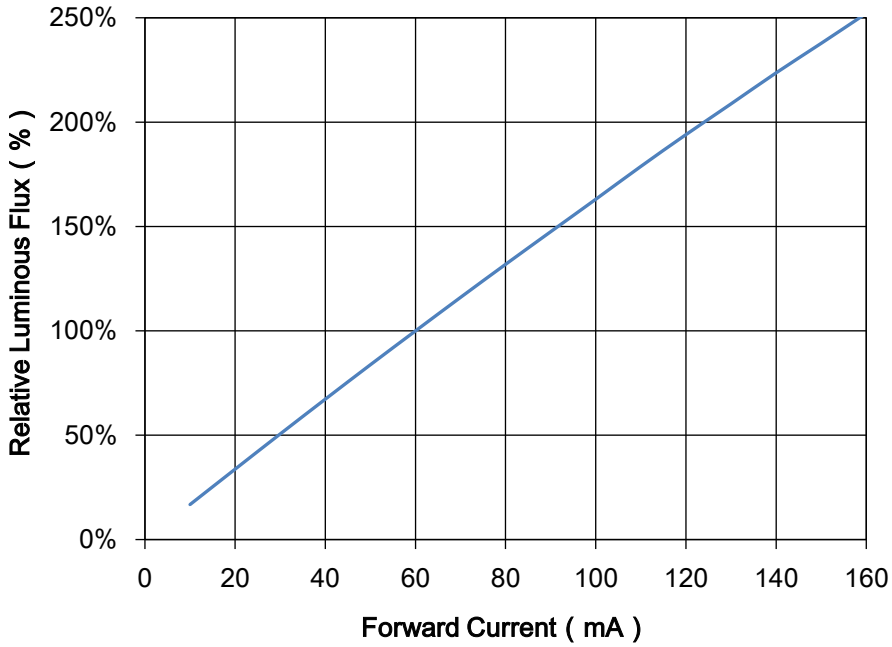
Spectrum Distribution 光谱分布



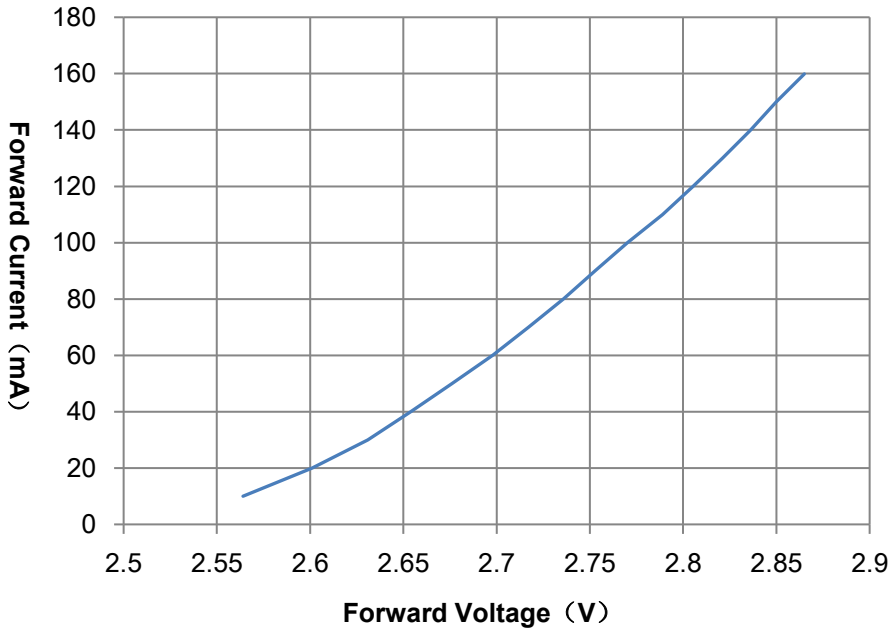
**TYPICAL SPATIAL DISTRIBUTION 典型配光分布**



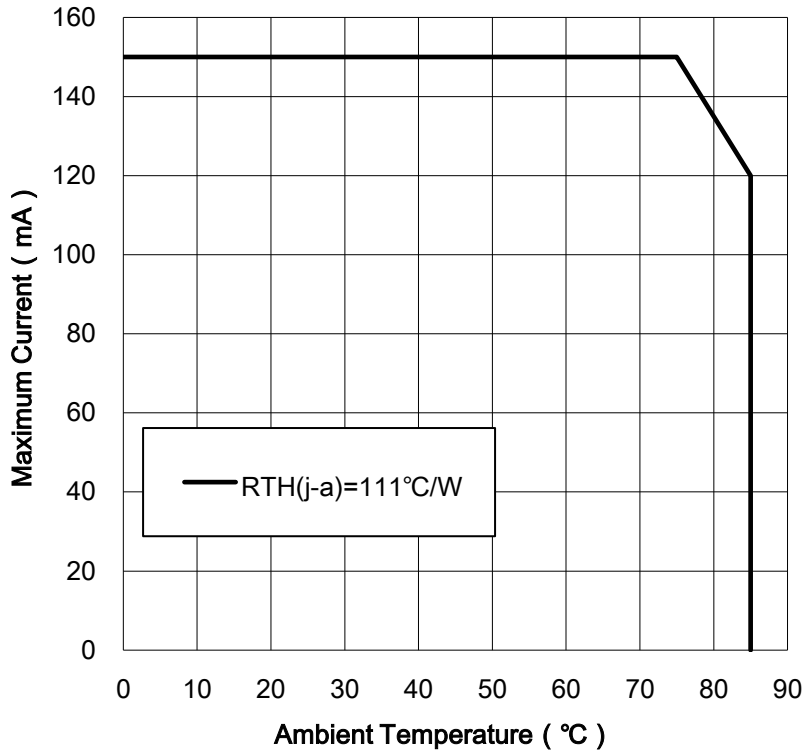
RELATIVE LUMINOUS FLUX VS. CURRENT 相对光通量VS电流 ( $T_j=25^\circ\text{C}$ )



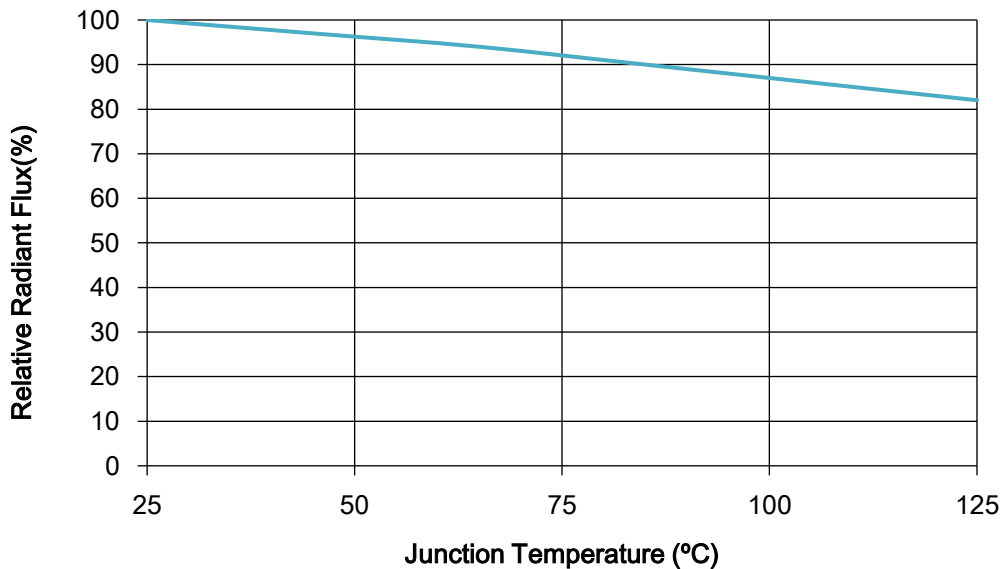
ELECTRICAL CHARACTERISTICS 电特性 ( $T_j=25^\circ\text{C}$ )



**MAXIMUM CURRENT VS. AMBIENT TEMPERATURE 最大电流VS环境温度**



**RELATIVE RADIANT FLUX VS. JUNCTION TEMPERATURE 相对辐射通量VS结温**



**SORTING RANKS 分光等级**
**(1) Luminous Flux 光通量 (Tj=25°C)**

Part Number 品名	Condition 条件	Rank 等级		Unit 单位
2835A03-27N02-2P-U23-LX	60mA	O23	O33	lm
		35-37	37-39	
2835A03-30N02-2P-U23-LX		O33	O43	
		37-39	39-41	
2835A03-35N02-2P-U23-LX		O4	O5	
		38-40	40-42	
2835A03-40N02-2P-U23-LX		O43	O53	
		39-41	41-43	
2835A03-50N02-2P-U23-LX		O43	O53	
		39-41	41-43	
2835A03-57N02-2P-U23-LX		O43	O53	
		39-41	41-43	
2835A03-65N02-2P-U23-LX	O43	O53		
	39-41	41-43		

**(2) Forward Voltage 正向电压(Tj=25°C)**

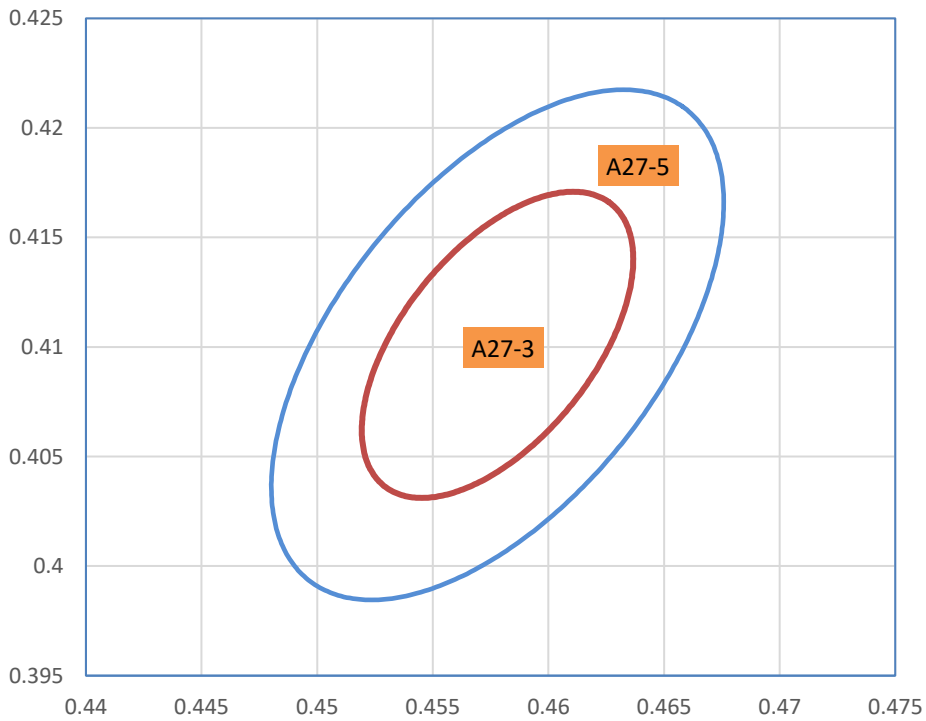
Rank 等级	Condition 条件	Min. 最小值	Max. 最大值	Unit 单位
A6	60mA	2.6	2.7	V
A7		2.7	2.8	

Notes 注：

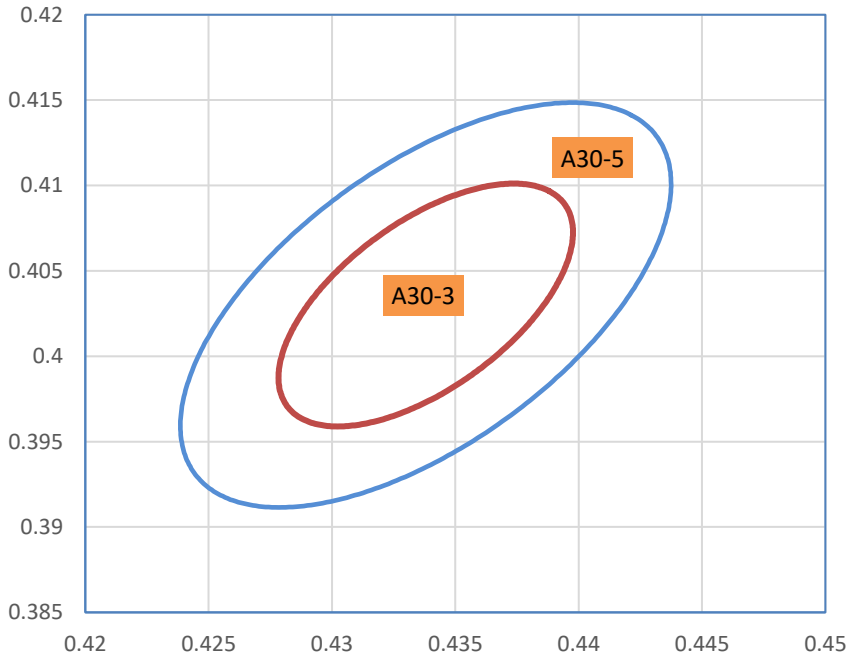
- 5% tolerance for luminous intensity may be caused by measurement inaccuracy.  
光通量测量精度误差± 5%
- Measurement Uncertainty of the Forward Voltage : ± 0.05V  
正向电压测量误差:± 0.05V

(3) Chromaticity Bins

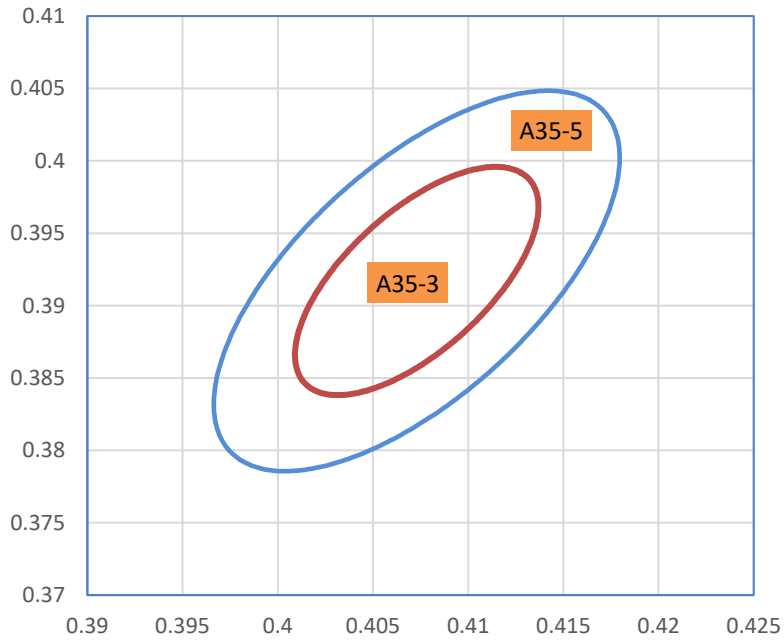
Part Number 品名	2835A03-27N02-2P-U23-LX			CCT 色温	2700K
Bin Code 等级代码	Color Coordinates 色坐标 (x,y)				
	x	y	a	b	Theta°
A27-5	0.4578	0.4101	0.01290	0.00685	53.17
A27-3	0.4578	0.4101	0.00774	0.00411	53.17



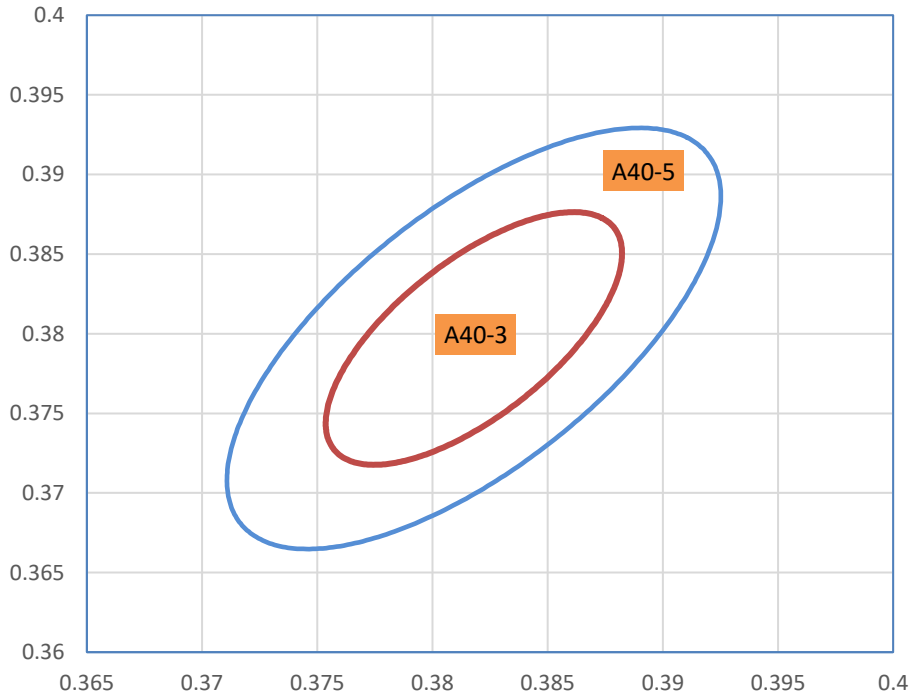
Part Number 品名	2835A03-30N02-2P-U23-LX			CCT 色温	3000K
Bin Code 等级代码	Color Coordinates 色坐标 (x,y)				
	x	y	a	b	Theta°
<b>A30-5</b>	0.4338	0.403	0.01390	0.00680	53.217
<b>A30-3</b>	0.4338	0.403	0.00834	0.00408	53.217



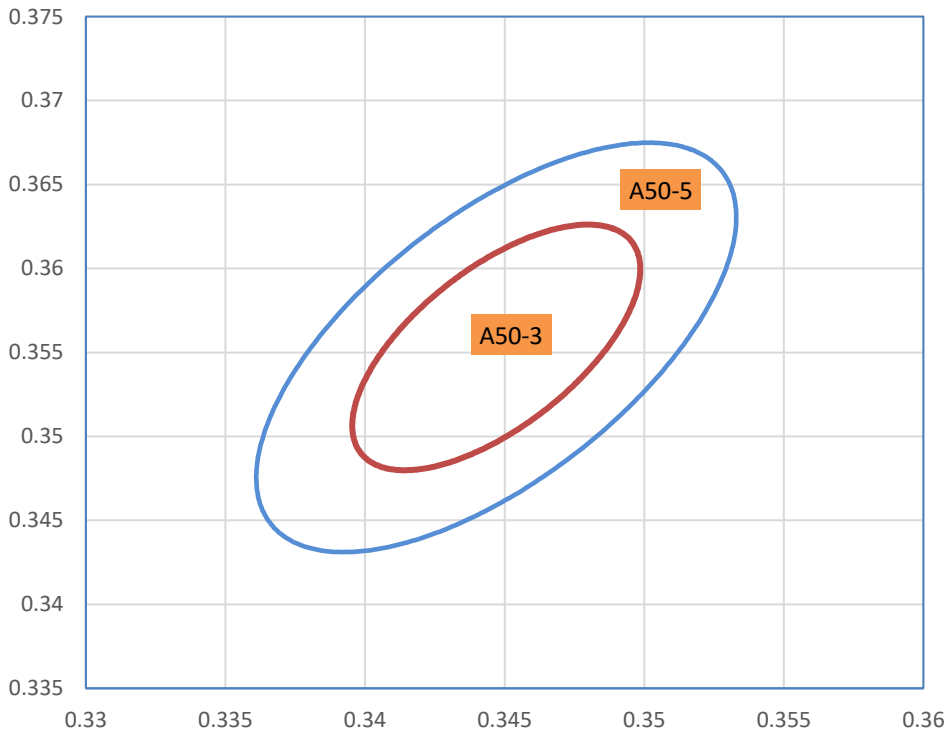
Part Number 品名	2835A03-35N02-2P-U23-LX			CCT 色温	3500K
Bin Code 等级代码	Color Coordinates 色坐标 (x,y)				
	x	y	a	b	Theta°
<b>A35-5</b>	0.4073	0.3917	0.01545	0.0069	54
<b>A35-3</b>	0.4073	0.3917	0.00927	0.00414	54



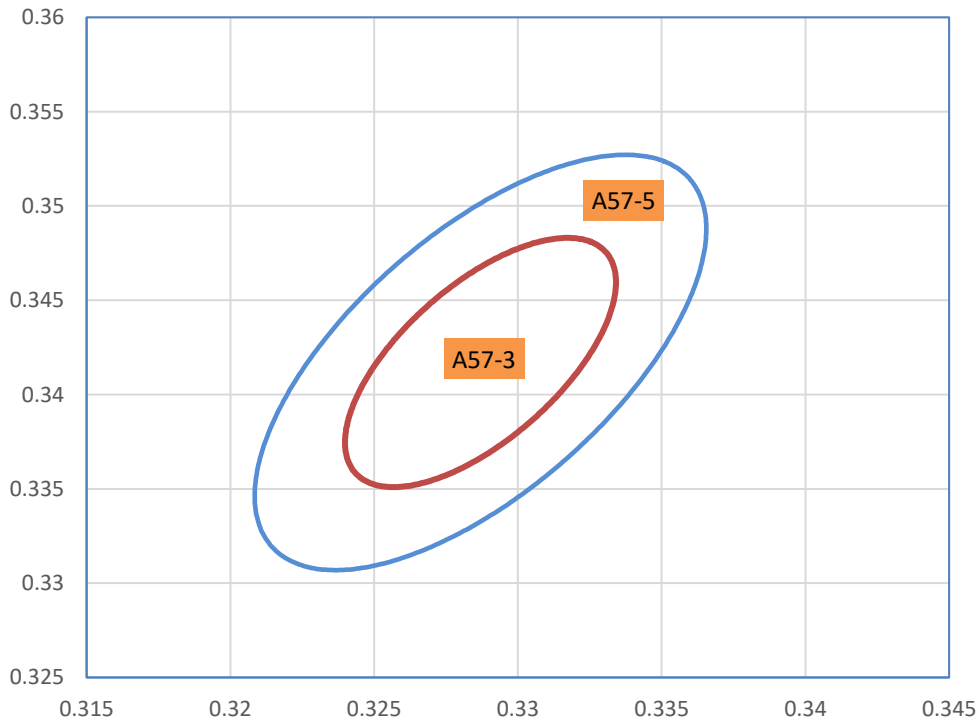
Part Number 品名	2835A03-40N02-2P-U23-LX			CCT 色温	4000K
Bin Code 等级代码	Color Coordinates 色坐标 (x,y)				
	x	y	a	b	Theta°
<b>A40-5</b>	0.3818	0.3797	0.01565	0.00670	53.716
<b>A40-3</b>	0.3818	0.3797	0.00939	0.00402	53.716



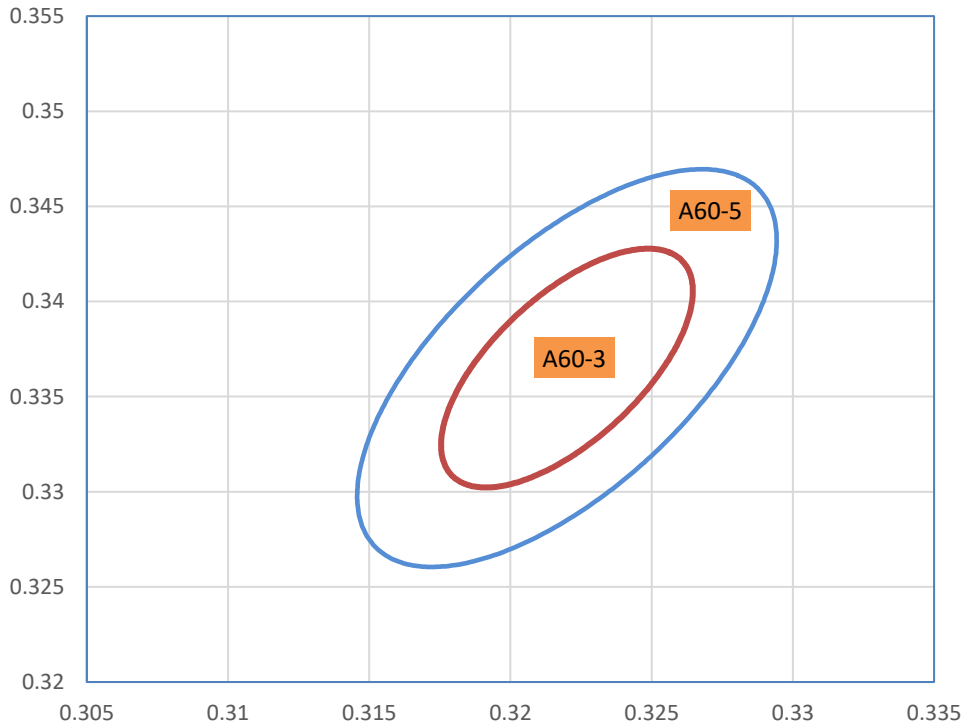
Part Number 品名	2835A03-50N02-2P-U23-LX			CCT 色温	5000K
Bin Code 等级代码	Color Coordinates 色坐标 (x,y)				
	x	y	a	b	Theta°
<b>A50-5</b>	0.3447	0.3553	0.01370	0.00590	59.617
<b>A50-3</b>	0.3447	0.3553	0.00822	0.00354	59.617



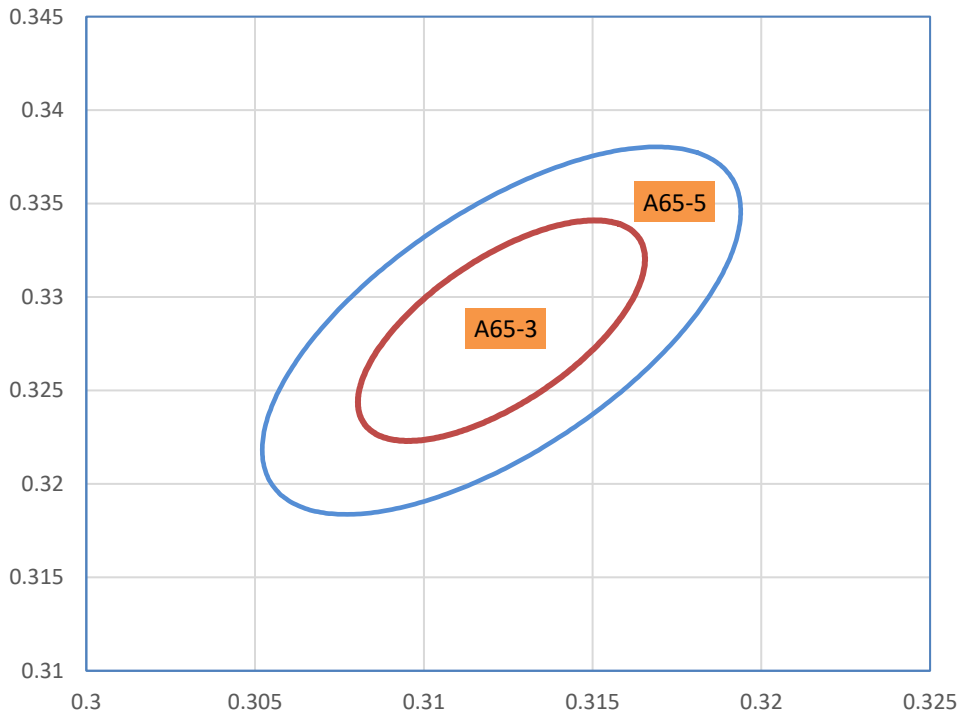
Part Number 品名	2835A03-57N02-2P-U23-LX			CCT 色温	5700K
Bin Code 等级代码	Color Coordinates 色坐标 (x,y)				
	x	y	a	b	Theta°
<b>A57-5</b>	0.3287	0.3417	0.01245	0.00535	59.128
<b>A57-3</b>	0.3287	0.3417	0.007458	0.003198	59.128



Part Number 品名	2835A03-60N02-2P-U23-LX			CCT 色温	6000K
Bin Code 等级代码	Color Coordinates 色坐标 (x,y)				
	x	y	a	b	Theta°
<b>A60-5</b>	0.322	0.3365	0.01179	0.00504	59.21
<b>A60-3</b>	0.322	0.3365	0.00708	0.00302	59.21



Part Number 品名	2835A03-65N02-2P-U23-LX			CCT 色温	6500K
Bin Code 等级代码	Color Coordinates 色坐标 (x,y)				
	x	y	a	b	Theta°
<b>A65-5</b>	0.3123	0.3282	0.01115	0.00475	58.567
<b>A65-3</b>	0.3123	0.3282	0.00669	0.00285	58.567



**REFLOW SOLDERING CHARACTERISTICS 回流焊特性**

**For Reflow Process 回流焊制程:**

Preheating 预热 : 140°C~160°C±5°C, within 2 minutes. 2分钟

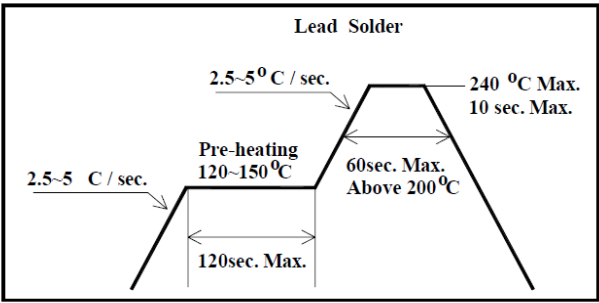
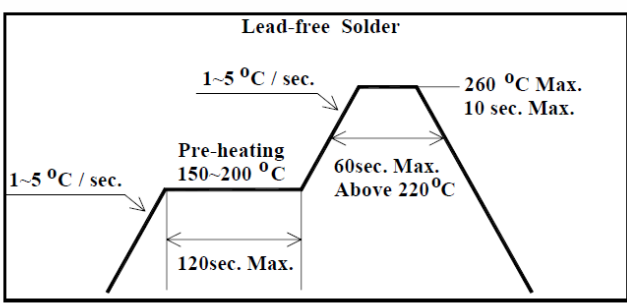
Operation heating 作业加热 : 260°C(Max.) within 10 seconds.(Max)

260°C(最高) within 10 seconds.(最长)

Gradual Cooling (Avoid quenching). 逐渐冷却(避免淬火)

Lead solder 有铅焊接		Lead-free solder 无铅焊接	
Pre-heat 预热	120-150°C	Pre-heat 预热	150-200°C
Pre-heat time 预热时间	120 sec.Max.	Pre-heat time 预热时间	120 sec.Max.
Peak Temperature 峰值温度	240°C Max.	Peak Temperature 峰值温度	260°C Max.
Soldering condition 焊接条件	see below image 如下图	Soldering condition 焊接条件	see below image 如下图

 <p><b>Lead Solder</b></p> <p>2.5-5 °C / sec. (initial ramp)</p> <p>Pre-heating 120-150 °C (120sec. Max.)</p> <p>2.5-5 °C / sec. (second ramp)</p> <p>60sec. Max. Above 200 °C</p> <p>240 °C Max. 10 sec. Max. (peak)</p>	 <p><b>Lead-free Solder</b></p> <p>1-5 °C / sec. (initial ramp)</p> <p>Pre-heating 150-200 °C (120sec. Max.)</p> <p>1-5 °C / sec. (second ramp)</p> <p>60sec. Max. Above 220 °C</p> <p>260 °C Max. 10 sec. Max. (peak)</p>
--	---

**Notes 注:**

The encapsulated material of the LEDs is silicone . Therefore the LEDs have a soft surface on the top of package. The pressure to the top surface will be influence to the reliability of the LEDs. Precautions should be taken to avoid the strong pressure on the encapsulated part. So when using the picking up nozzle, the pressure on the silicone resin should be proper.

由于LED的封装材料是硅胶，led封装顶部表面是柔软的，顶部表面的压力会影响led的可靠性。应采取预防措施，以避免密封部件受到强大的压力。因此，在使用吸嘴时，应使硅胶表面的压力适中。

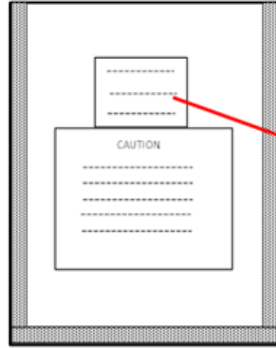


**PACKAGING 包装**



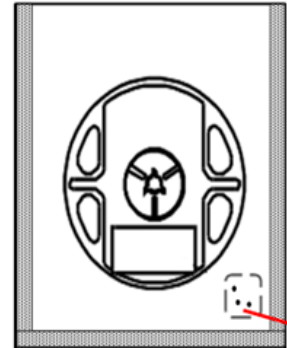
REEL  
卷盘

Label

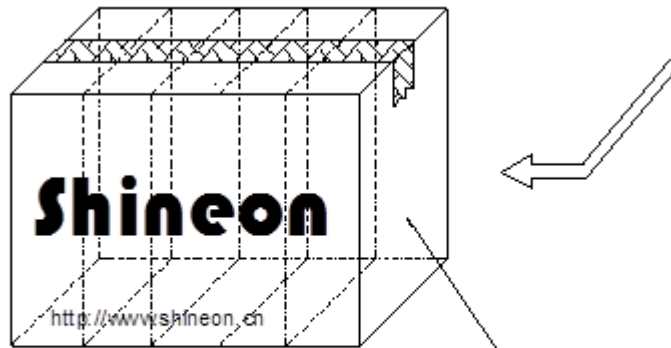


moisture-proof bag  
防潮袋

Label



desiccant  
干燥包



Outside box  
Maximums 48 Reels

外箱  
最多48卷盘

**Reliability Test Items 可靠性测试项目**

Test Items 测试项目	Test Duration 测试时长	Number of Damaged 不良数
Steady State Operating Life of High Temperature (HTOL) Ts=85°C, IF=Max 高温点亮稳态老化Ts=85°C, IF=最大值	1000hrs	0/20
Steady State Operating Life of Low Temperature (LTOL) Ta=-40°C, IF=Max 低温点亮稳态老化Ta=-40°C, IF=最大值	1000hrs	0/20
High Temperature Storage (HTS) 高温存储 100°C	1000hrs	0/20
Low Temperature Storage (LTS) 低温存储 -40°C	1000hrs	0/20
Thermal Shock (TS) -45°C~125°C 15min dwell 30sec transfer 冷热冲击-45°C 15min~125°C 15min, 转换时间30秒	100cycles	0/20
Solder Resistance (SR) 265°C, 3X MSL 阻焊测试 (3遍潮气敏感度试验后)	5sec	0/20
Solder Ability (SA) 245°C5sec, 95% coverage 可焊性 95%覆盖	5sec	0/11

Item 项目	Symbol 符号	Test Condition 测试条件	Criteria for Judgment 判定标准	
			Min. 最小	Max. 最大
Forward Voltage 正向电压	Vf	IF=Typical Current 典型电流		U.S.L x1.1
Luminous Flux 光通量	lm	IF=Typical Current 典型电流	L.S.L x0.7	
CCX&CCY X坐标&Y坐标	x,y	IF=Typical Current 典型电流		Shift<0.02 漂移<0.02

## PRECAUTION FOR USE 使用注意事项

---

(1) This device should not be used in any type of fluid such as water, oil, organic solvent, etc. When washing is required, IPA should be used.

本器件不得置于水、油、有机溶剂等任何流体中。如需清洁，请使用异丙醇进行清洗。

(2) When the LEDs are illuminating, operating current should be decided after considering the ambient maximum temperature.

当LED发光工作时，应根据环境最高温度来确定工作电流。

(3) LEDs must be stored to maintain a clean atmosphere. If the LEDs are stored for 3 months or more after being shipped from ShineOn, a sealed container with a nitrogen atmosphere should be used for storage.

LED储存环境须保持清洁。如果LED从易美发货后需储存3个月或更长时间，则应使用氮气柜进行储存。

(4) The LEDs must be used within seven days after opening the moisture proof packing.

Repack unused Products with anti-moisture packing, fold to close any opening and then store in a dry place.

LED须在打开防潮包装后七天内使用。用防潮包装重新包装未使用的产品，折叠以封住开口，然后存放在干燥的地方。

(5) The appearance and specifications of the product may be modified for improvement without notice.

产品外观及规格如有改进，恕不另行通知。

(6) This LED is sensitive to the static electricity and surge. It is recommended to use a wrist Band or anti-electrostatic glove when handling the LEDs.

LED对静电和浪涌很敏感。在处理LED时，建议使用防静电腕带或防静电手套。

(7) On manual soldering, a solder tip must be needed as grounded for usage. If over voltage which exceeds the absolute maximum rating is applied to LEDs, it will cause damage LEDs and result in destruction. Damaged LEDs will show some unusual characteristics such as leak current remarkably increase, turn-on voltage becomes lower and the LEDs get unlighted at low current.

手工焊接时，焊接仪器必须接地。如果对led施加超过绝对最大额定值的过电压，会对led造成损坏。损坏的led会出现一些不寻常的特性，如漏电流明显增加，接通电压降低，低电流时led不亮。