

Lens Nomenclature

SL-135X100-24-T2M

A B C D

A: Sunlumin Series Code

B: Size of The Lens

C: Qty of The Led Beads

D: Optical Angle



Notes: LED Type only indicated the designed Lens based on the LED, the Lens may be compatible with other LED Type.


Russian distributor

Contact Pavel Ovchinnikov

Email Pavel.Ovchinnikov@symmetron.ru

Phone +7 (812) 3137412

<https://symmetrongroup.com>



Single Lens



Panel Light Lens




COB Lens



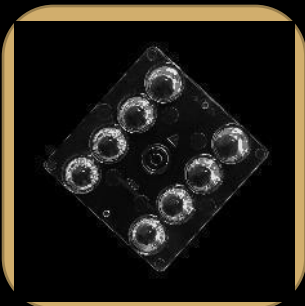
Reflector




UFO Lens




Street Light Lens



Module Lens



IP Module Lens













Sports Light Lens



Linear Lens

Single Lens - Dia 13.2mm









Sunlumin Optics Co., Ltd

Photo					
Light Distribution					
Model #	SG-D13.2-1-15	SG-D13.2-1-40	SG-D13.2-1-35	SG-D13.2-1-75	SG-D13.2-1-85
LED Type	CREE XPE 3535	CREE XPE 3535	CREE XPE 3535	CREE XPE 3535	CREE XPE 3535
Efficiency	93%	93%	93%	93%	93%
Optical Angle	15	40	35	75	85
Material	PMMA	PMMA	PMMA	PMMA	PMMA
Datasheet	Download	Download	Download	Download	Download
IES	Download	Download	Download	Download	Download

Your Optical Solution Partner

Single Lens - Dia 14.9mm











Sunlumin Optics Co., Ltd

Photo				
Light Distribution				
Model #	SG-D14.9-1-20	SG-D14.9-1-30	SG-D14.9-1-35	SG-D14.9-1-30X45
LED Type	LUMILEDS 3030	LUMILEDS 3030	LUMILEDS 3030	LUMILEDS 3030
Efficiency	93%	93%	93%	93%
Optical Angle	20	30	35	30X45
Material	PC	PC	PC	PC
Datasheet	Download	Download	Download	Download
IES	Download	Download	Download	Download

Your Optical Solution Partner

Single Lens - Dia 22mm













Sunlumin Optics Co., Ltd

Photo					
Light Distribution					
Model #	SG-D21.84-1-15X50	SG-D22-1-30	SG-D22-1-30	SG-D22-1-40	SG-D22-1-30X35
LED Type	AOT UVA 3535	AOT UVA 3535	CREE CLQ6A 5050	CREE CLQ6A 5050	CREE CLQ6A 5050
Efficiency	93%	93%	93%	93%	93%
Optical Angle	15X50	30	30	40	30X35
Material	PMMA	PMMA	PMMA	PMMA	PMMA
Datasheet	Download	Download	Download	Download	Download
IES	Download	Download	Download	Download	Download

Your Optical Solution Partner

Single Lens - Dia 23.22mm











Sunlumin Optics Co., Ltd

Photo						
Light Distribution						
Model #	SG-D23.22-1-7	SG-D23.22-1-8	SG-D23.22-1-10	SG-D23.22-1-12	SG-D23.22-1-17	SG-D23.22-1-25
LED Type	CREE XPE 3535	CREE XPE 3535	CREE XPE 3535	CREE XPE 3535	CREE XPE 3535	CREE XPE 3535
Efficiency	93%	93%	93%	93%	93%	93%
Optical Angle	7	8	10	12	17	25
Material	PMMA	PMMA	PMMA	PMMA	PMMA	PMMA
Datasheet	Download	Download	Download	Download	Download	Download
IES	Download	Download	Download	Download	Download	Download

Your Optical Solution Partner

Single Lens - Dia 23.22mm

















Sunlumin Optics Co., Ltd

Photo					
Light Distribution					
Model #	SG-D23.22-1-40	SG-D23.22-1-60	SG-D23.22-1-10X20	SG-D23.22-1-20X40	SG-D23.22-1-15X45
LED Type	CREE XPE 3535	CREE XPE 3535	CREE XPE 3535	CREE XPE 3535	CREE XPE 3535
Efficiency	93%	93%	93%	93%	93%
Optical Angle	40	60	10X20	20X40	15X45
Material	PMMA	PMMA	PMMA	PMMA	PMMA
Datasheet	Download	Download	Download	Download	Download
IES	Download	Download	Download	Download	Download

Your Optical Solution Partner

Single Lens - Dia 23.22mm













Sunlumin Optics Co., Ltd

Photo								
Light Distribution								
Model #	SG-D23.22-1-17	SG-D23.22-1-22	SG-D23.22-1-30	SG-D23.22-1-40	SG-D23.22-1-50	SG-D23.22-1-20X25	SG-D23.22-1-25X40	SG-D23.22-1-25X45
LED Type	CREE CLQ6A 5050	CREE CLQ6A 5050	CREE CLQ6A 5050	CREE CLQ6A 5050	CREE CLQ6A 5050	CREE CLQ6A 5050	CREE CLQ6A 5050	CREE CLQ6A 5050
Efficiency	93%	93%	93%	93%	93%	93%	93%	93%
Optical Angle	17	22	30	40	50	20X25	25X40	25X45
Material	PMMA	PMMA	PMMA	PMMA	PMMA	PMMA	PMMA	PMMA
Datasheet	Download	Download	Download	Download	Download	Download	Download	Download
IES	Download	Download	Download	Download	Download	Download	Download	Download

Your Optical Solution Partner

Single Lens - Dia 23.22mm











Sunlumin Optics Co., Ltd

Photo						
Light Distribution						
Model #	SG-D23.22-1-9	SG-D23.22-1-10	SG-D23.22-1-12	SG-D23.22-1-13	SG-D23.22-1-20	SG-D23.22-1-25
LED Type	OSRAM 3030	OSRAM 3030	OSRAM 3030	OSRAM 3030	OSRAM 3030	OSRAM 3030
Efficiency	93%	93%	93%	93%	93%	93%
Optical Angle	9	10	12	13	20	25
Material	PMMA	PMMA	PMMA	PMMA	PMMA	PMMA
Datasheet	Download	Download	Download	Download	Download	Download
IES	Download	Download	Download	Download	Download	Download

Your Optical Solution Partner

Single Lens - Dia 23.22mm



















Sunlumin Optics Co., Ltd

Photo					
Light Distribution					
Model #	SG-D23.22-1-35	SG-D23.22-1-50	SG-D23.22-1-15X20	SG-D23.22-1-20X40	SG-D23.22-1-15X55
LED Type	OSRAM 3030	OSRAM 3030	OSRAM 3030	OSRAM 3030	OSRAM 3030
Efficiency	93%	93%	93%	93%	93%
Optical Angle	35	50	15X20	20X40	15X55
Material	PMMA	PMMA	PMMA	PMMA	PMMA
Datasheet	Download	Download	Download	Download	Download
IES	Download	Download	Download	Download	Download

Your Optical Solution Partner

Single Lens - Dia 31mm



Sunlumin Optics Co., Ltd

Photo									
Light Distribution									
Model #	SG-D31-1-9	SG-D31-1-8	SG-D31-1-12	SG-D31-1-6.5	SG-D31-1-19	SG-D31-1-25	SG-D31-1-8X35	SG-D31-1-9X20	SG-D31-1-10X30
LED Type	CREE XPE 3535	TYANSHINE RGBW 3535	CREE XM-L 5050	CREE XPE 3535	CREE XPE 3535	CREE XPE 3535	CREE XPE 3535	CREE XPE 3535	CREE XPE 3535
Efficiency	93%	93%	93%	93%	93%	93%	93%	93%	93%
Angle	9	8	12	6.5	19	25	8X35	9X20	10X30
Material	PMMA	PMMA	PMMA	PMMA	PMMA	PMMA	PMMA	PMMA	PMMA
Datasheet	Download	Download	Download	Download	Download	Download	Download	Download	Download
IES	Download	Download	Download	Download	Download	Download	Download	Download	Download

Your Optical Solution Partner

Single Lens - Dia 35mm

Sunlumin Optics Co., Ltd

Photo		
Light Distribution		
Model #	SG-D35-1-24	SG-D35-1-36
LED Type	CREE XM-L COLOR 5050	CREE XM-L COLOR 5050
Efficiency	90%	90%
Optical Angle	24	36
Material	PMMA	PMMA
Datasheet	Download	Download
IES	Download	Download

Your Optical Solution Partner

Single Lens - Dia 36/37mm











Sunlumin Optics Co., Ltd

Photo										
Light Distribution										
Model #	SG-D36-1-5	SG-D37-1-3	SG-D37-1-4	SG-D37-1-7	SG-D37-1-10	SG-D37-1-11	SG-D37-1-25	SG-D37-1-40	SG-D37-1-60	SG-D37-1-15x25
LED Type	CREE XPE2 3535	CREE XPE2 3535	CREE XPE2 3535	CREE XPE2 3535	CREE XPE2 3535	CREE JR 5050	CREE XPE2 3535	CREE XPE2 3535	CREE XPE2 3535	CREE XPE2 3535
Efficiency	93%	90%	93%	93%	93%	93%	93%	93%	93%	93%
Angle	5	3	4	7	10	11	25	40	60	15x25
Material	PMMA	PMMA	PMMA	PMMA	PMMA	PMMA	PMMA	PMMA	PMMA	PMMA
Datasheet	Download	Download	Download	Download	Download	Download	Download	Download	Download	Download
IES	Download	Download	Download	Download	Download	Download	Download	Download	Download	Download

Your Optical Solution Partner

Single Lens - Dia 37mm







Sunlumin Optics Co., Ltd

Photo					
Light Distribution					
Model #	SG-D37-1-15	SG-D37-1-25	SG-D37-1-40	SG-D37-1-60	SG-D37-1-20x25
LED Type	CREE XM-L COLOR 5050	CREE XM-L COLOR 5050	CREE XM-L COLOR 5050	CREE XM-L COLOR 5050	CREE XM-L COLOR 5050
Efficiency	93%	93%	93%	93%	93%
Optical Angle	15	25	40	60	20x25
Material	PMMA	PMMA	PMMA	PMMA	PMMA
Datasheet	Download	Download	Download	Download	Download
IES	Download	Download	Download	Download	Download

Your Optical Solution Partner

Single Lens - Dia 45mm

















Sunlumin Optics Co., Ltd

Photo			
Light Distribution			
Model #	SG-D45-1-10	SG-D45-1-15	SG-D45-1-24
LED Type	CREE XM-L COLOR 5050	CREE XM-L COLOR 5050	CREE XM-L COLOR 5050
Efficiency	93%	93%	93%
Optical Angle	10	15	24
Material	PMMA	PMMA	PMMA
Datasheet	Download	Download	Download
IES	Download	Download	Download

Your Optical Solution Partner

Panel Light Lens

Sunlumin Optics Co., Ltd

Photo								
Light Distribution								
Model #	BL-D11.55-1-160	SS-D11.5-1-165	SS-D13.5-1-170	SS-D13.5-1-172	SS-D13.5-1-180	BL-D13.51-1-160	BL-D13.51-1-160	SS-D13.7-1-160
LED Type	Samsung 2835 3030	Luxeon 2835 3030	Luxeon 2835 3030	Luxeon 2835 3030	Luxeon 2835 3030	Samsung 2835 3030	Samsung 2835 3030	Luxeon 2835 3030
Efficiency	>90%	>93%	>93%	>93%	>93%	>90%	>90%	95%
OpticalAngle	160	165	170	172	180	160	160	160
Material	PMMA	PMMA	PMMA	PMMA	PMMA	PMMA	PMMA	PMMA
Datasheet	Download	Download	Download	Download	Download	Download	Download	Download
IES	Download	Download	Download	Download	Download	Download	Download	Download

Your Optical Solution Partner

COB Lens - Dia 50mm

Sunlumin Optics Co., Ltd

PMMA 93%



PMMA 93%



PMMA 93%



PC 90%



PC 90%



PC 90%



PC 90%



COB-D50-1-17

[pdf](#)

[ies](#)

COB-D50-1-20

[pdf](#)

[ies](#)

COB-D50-1-35

[pdf](#)

[ies](#)

COB-D50-1-18

[pdf](#)

[ies](#)

COB-D50-1-25

[pdf](#)

[ies](#)

COB-D50-1-35

[pdf](#)

[ies](#)

COB-D50-1-50

[pdf](#)



[ies](#)

Your Optical Solution Partner

Reflector - Dia 35mm

Sunlumin Optics Co., Ltd



PC 88%



RF-D35-1-20

[pdf](#) [ies](#)



PC 88%



RF-D35-1-25

[pdf](#) [ies](#)

PC 88%





RF-D35-1-30

[pdf](#) [ies](#)

UFO Lens - Dia 184mm
LED Type - Luxeon 2835 3030

Sunlumin Optics Co., Ltd



PC 96%



SS-D184-XX-60

[pdf](#) [ies](#)


PC 96%



SS-D184-XX-60

[pdf](#) [ies](#)

PC 96%



SS-D184-XX-90

[pdf](#) [ies](#)

PC 96%



SS-D184-XX-90

[pdf](#) [ies](#)

UFO Lens - Dia 226mm
LED Type - Luxeon 2835 3030

Sunlumin Optics Co., Ltd

PC 96%

UFO-D226-XX-60

[pdf](#) [ies](#)

PC 96%

UFO-D226-XX-60

[pdf](#) [ies](#)

PC 96%

SS-D226-XX-90

[pdf](#) [ies](#)

PC 96%

SS-D226-XX-90

[pdf](#) [ies](#)

PC 96%

SS-D226-XX-120

[pdf](#) [ies](#)











PC 96%

SS-D226-XX-120

[pdf](#) [ies](#)

UFO Lens - Dia 265mm LED Type - Luxeon 2835 3030



















Sunlumin Optics Co., Ltd

 <p>PC 96%</p>	 <p>PC 96%</p>	 <p>PC 96%</p>	 <p>PC 96%</p>	 <p>PC 96%</p>
				
UFO-D265-XX-60	UFO-D265-XX-60	SS-D265-XX-90	SS-D265-XX-90	SS-D265-XX-120
pdf ies	pdf ies	pdf ies	pdf ies	pdf ies

Your Optical Solution Partner

**UFO Lens - Dia 183/233/263mm
LED Type - OSRAM 3030**

Sunlumin Optics Co., Ltd

 <p>PC 90%</p>	 <p>PC 90%</p>	 <p>PC 90%</p>	 <p>PC 90%</p>	 <p>PC 90%</p>	 <p>PC 90%</p>	 <p>PC 90%</p>	 <p>PC 90%</p>	 <p>PC 90%</p>
								
UFO-D183-120-90	UFO-D183-120-90	UFO-D183-XX-XX	UFO-D233-226-60	UFO-D233-226-90	UFO-D233-XX-XX	UFO-D263-254-60	UFO-D263-254-90	UFO-D263-XX-XX
pdf ies	pdf ies	pdf ies	pdf ies	pdf ies	pdf ies	pdf ies	pdf ies	pdf ies

Your Optical Solution Partner



Street Light Lens - L50/P4/6/8


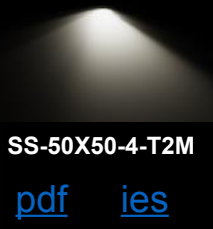
LED Type - 5050

Sunlumin Optics Co., Ltd



SS-50X50-4-T2M

[pdf](#) [ies](#)



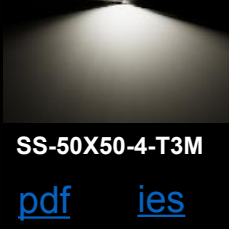
SS-50X50-4-T2S

[pdf](#) [ies](#)



SS-50X50-4-T3M

[pdf](#) [ies](#)



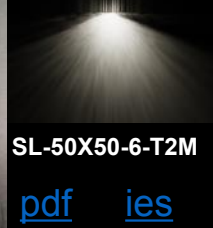
SS-50X50-4-T4M

[pdf](#) [ies](#)



SL-50X50-6-T2M

[pdf](#) [ies](#)



SS-50X50-6-T3M

[pdf](#) [ies](#)



SS-50X50-6-T4S

[pdf](#) [ies](#)



SS-50X50-8-T2M

[pdf](#) [ies](#)



SL-50X50-8-T2M

[pdf](#) [ies](#)



SS-50X50-8-T3M

[pdf](#) [ies](#)



SS-50X50-8-T4M

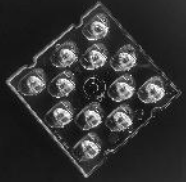
[pdf](#) [ies](#)



Your Optical Solution Partner

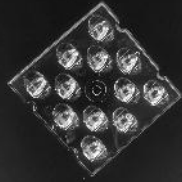
Street Light Lens - L50/P12/14/16/24 LED Type - 3030

Sunlumin Optics Co., Ltd




SS-50X50-12-T2M

[pdf](#) [ies](#)



SS-50X50-12-T3M

[pdf](#) [ies](#)



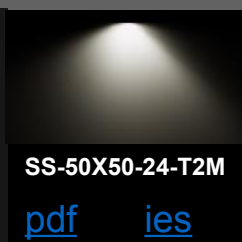
SS-50X50-14-T2M

[pdf](#) [ies](#)



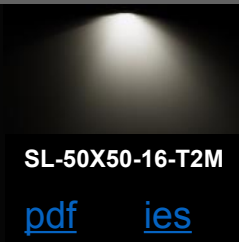
SS-50X50-24-T2M

[pdf](#) [ies](#)




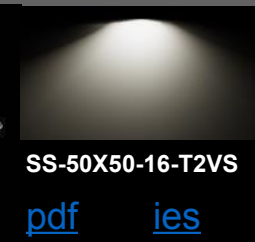
SL-50X50-16-T2M

[pdf](#) [ies](#)




SS-50X50-16-T2VS

[pdf](#) [ies](#)



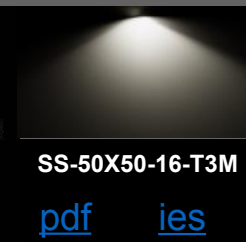
SS-50X50-16-T2M

[pdf](#) [ies](#)



SS-50X50-16-T3M

[pdf](#) [ies](#)



Your Optical Solution Partner

Street Light Lens - L135X100 / 173X71 / 236X70- LED Type 5050

Sunlumin Optics Co., Ltd



Your Optical Solution Partner

Street Light Lens - L236X70 / 256X78 / 270X140 - LED Type 3030


Sunlumin Optics Co., Ltd




SS-236X70-64-T2S
[pdf](#) [ies](#)



SS-236X70-64-T2M
[pdf](#) [ies](#)



SS-256X78-90-T2M
[pdf](#) [ies](#)




SS-270X140-144-T2S
[pdf](#) [ies](#)

Module Lens - L50/P4 LED Type - 5050/3535


Sunlumin Optics Co., Ltd



SS-50X50-4-10
[pdf](#) [ies](#)



MD-50X50-4-20
[pdf](#) [ies](#)




SS-50X50-4-25
[pdf](#) [ies](#)




SS-50X50-4-30
[pdf](#) [ies](#)



SS-50X50-4-50
[pdf](#) [ies](#)



SS-50X50-4-60
[pdf](#) [ies](#)




SS-50X50-4-90
[pdf](#) [ies](#)



SS-50X50-4-120
[pdf](#) [ies](#)



SS-50X50-4-A50
[pdf](#) [ies](#)

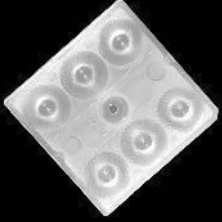












SS-50X50-4-30X90
[pdf](#) [ies](#)

Your Optical Solution Partner

Module Lens - L50/P6/P8 LED Type - 5050

Sunlumin Optics Co., Ltd

 <p>SS-50X50-6-30 pdf ies</p>	 <p>SS-50X50-6-60 pdf ies</p>	 <p>SS-50X50-6-90 pdf ies</p>	 <p>SS-50X50-6-120 pdf ies</p>
 <p>SS-50X50-8-30 pdf ies</p>	 <p>SS-50X50-8-60 pdf ies</p>	 <p>SS-50X50-8-90 pdf ies</p>	 <p>SS-50X50-8-120 pdf ies</p>
	 <p>MD-50X50-8-60 pdf ies</p>	 <p>MD-50X50-8-90 pdf ies</p>	 <p>MD-50X50-8-120 pdf ies</p>

Your Optical Solution Partner

Module Lens - L50/P12/P14

LED Type - 3030

Sunlumin Optics Co., Ltd



SS-50X50-12-30

[pdf](#) | [ies](#)




SS-50X50-12-60

[pdf](#) | [ies](#)



SS-50X50-12-90

[pdf](#) | [ies](#)



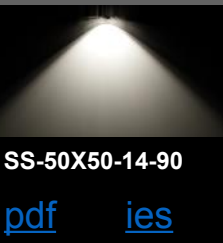
SS-50X50-12-120

[pdf](#) | [ies](#)



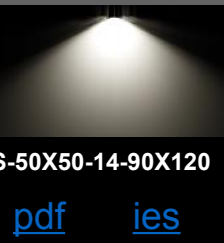
SS-50X50-14-30

[pdf](#) | [ies](#)




SS-50X50-14-90

[pdf](#) | [ies](#)



S-50X50-14-90X120

[pdf](#) | [ies](#)



S-50X50-14-40X130

[pdf](#) | [ies](#)






Your Optical Solution Partner

Module Lens -

L50/P16/P24

Designed LED Type - 3030


Sunlumin Optics Co., Ltd



Your Optical Solution Partner


IP Module Lens - L135X100 / 153X96 / 173X71 / 236X70 - LED Type - 5050

Sunlumin Optics Co., Ltd





IP-135X100-24-60

[pdf](#) [ies](#)



IP-135X100-24-90

[pdf](#) [ies](#)



SS-153X96-28-30

[pdf](#) [ies](#)



SS-153X96-28-60

[pdf](#) [ies](#)



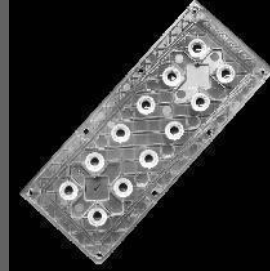

SS-153X96-28-90

[pdf](#) [ies](#)





SS-173X71-12-30

[pdf](#) [ies](#)




SS-173X71-12-60

[pdf](#) [ies](#)




SS-173X71-12-90

[pdf](#) [ies](#)




SS-236X70-28-30

[pdf](#) [ies](#)



SS-236X70-28-60

[pdf](#) [ies](#)



SS-236X70-28-90

[pdf](#) [ies](#)




Your Optical Solution Partner

IP Module Lens - L236X70/256X78

LED Type 2835/3030/5630

Sunlumin Optics Co., Ltd



SS-236X70-64-30

[pdf](#) [ies](#)




SS-236X70-64-60

[pdf](#) [ies](#)




SS-236X70-64-90

[pdf](#) [ies](#)



SS-236X70-64-70X120

[pdf](#) [ies](#)




SS-236X70-64-90X120

[pdf](#) [ies](#)





SS-256X78-90-60

[pdf](#) [ies](#)




SS-256X78-90-90

[pdf](#) [ies](#)




SS-256X78-90-120

[pdf](#) [ies](#)





SS-256X78-90-120X60

[pdf](#) [ies](#)




SS-256X78-90-140X90

[pdf](#) [ies](#)



SS-256X78-90-70X30



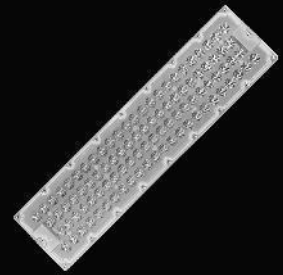



[pdf](#) [ies](#)



Your Optical Solution Partner

Sports Light Lens - L520X116

















Sunlumin Optics Co., Ltd

Photo			
Light Distribution			
Model #	SS-520X116-96-20	SS-520X116-96-40	SS-520X116-96-60
LED Type	Luxeon 5050	Luxeon 5050	Luxeon 5050
Efficiency	90%	90%	90%
Optical Angle	20	40	60
Material	PC	PC	PC
Datasheet	Download	Download	Download
IES	Download	Download	Download

Your Optical Solution Partner

Linear Lens - L280X43/280X67/285X62

Sunlumin Optics Co., Ltd

Photo								
Light Distribution								
Model #	SS-280X43-24-30X70	SS-280X43-24-90	SS-280X67-56-60	SS-280X67-56-90	SS-280X67-XX-90X90	SS-280X67-XX-90X90	SS-285X62-33-60	SS-285X62-33-90
LED Type	Luxeon 2835 3030	Luxeon 2835 3030	Luxeon 2835 3030 5630	Luxeon 2835 3030 5630	Luxeon 2835 3030 5630	Luxeon 2835 3030 5630	Samsung 2835 3030	Samsung 2835 3030
Efficiency	89%	89%	89%	89%	89%	93%	93%	93%
Optical Angle	17	22	30	40	50	20X25	25X40	25X45
Material	PC	PC	PC	PC	PC	PMMA	PMMA	PMMA
Datasheet	Download	Download	Download	Download	Download	Download	Download	Download
IES	Download	Download	Download	Download	Download	Download	Download	Download

Your Optical Solution Partner



THANKS