

SPECIFICATIONS

Current Rating: 1A AC,DC
 Voltage Rating: 125V AC,DC
 Temperature Range: -40°C to +105°C
 Contact Resistance: 20mΩ Max
 Insulation Resistance: 100MΩ Min
 Withstanding Voltage: 500V AC/minute

Material

Insulator: LCP,UL94V-0
 Conductor: Brass
 Solder Tabs: Brass

ORDER INFORMATION

5 W 1 2 5 0 H 0 - 1 X X T 0 W H U K 0 1

Pitch 1.25mm

1:Single Row

No. of contacts per row

T0: Tin Plated

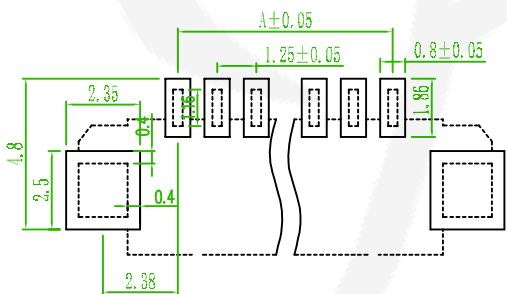
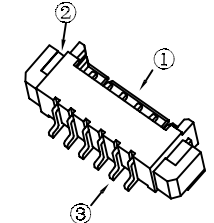
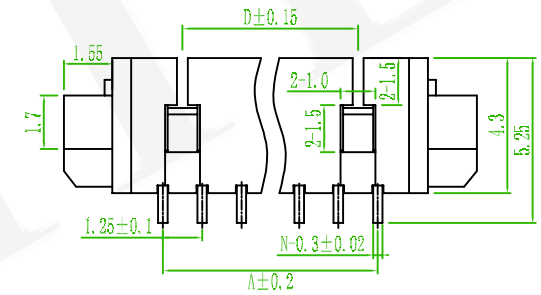
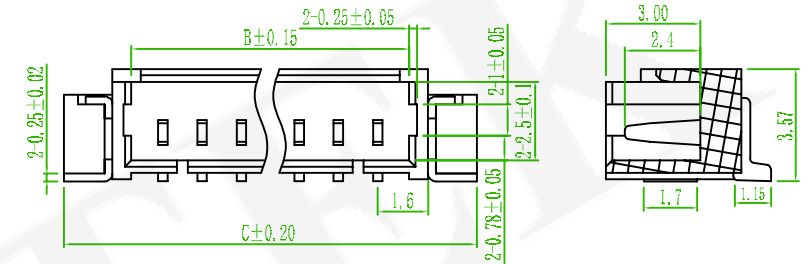
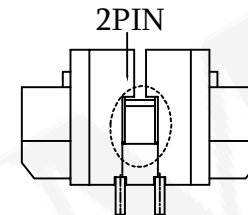
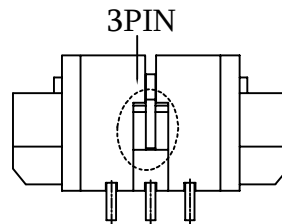
W:Natural

H:T/R W/O CAP

RoHS



Part No.	Dimensions			
	A	B	C	D
5W1250H0-102T0WHUK01	1.25	3.10	7.50	--
5W1250H0-103T0WHUK01	2.50	4.35	8.80	--
5W1250H0-104T0WHUK01	3.75	5.60	10.00	2.50
5W1250H0-105T0WHUK01	5.00	6.85	11.30	3.75
5W1250H0-106T0WHUK01	6.25	8.10	12.60	5.00
5W1250H0-107T0WHUK01	7.50	9.35	13.80	6.25
5W1250H0-108T0WHUK01	8.75	10.60	15.00	7.50
5W1250H0-109T0WHUK01	10.00	11.85	16.30	8.75
5W1250H0-110T0WHUK01	11.25	13.10	17.60	10.00
5W1250H0-111T0WHUK01	12.50	14.35	18.80	11.25
5W1250H0-112T0WHUK01	13.75	15.60	20.10	12.50
5W1250H0-113T0WHUK01	15.00	16.85	21.30	13.75
5W1250H0-114T0WHUK01	16.25	18.10	22.55	15.00
5W1250H0-115T0WHUK01	17.50	19.35	23.80	16.25
5W1250H0-116T0WHUK01	18.75	20.60	25.05	17.50



Recommended PCB Layout
 (PCB TOLERANCE ±0.05)

禮德精密有限公司
 Amtek Technology Co., Ltd.
 TEL: 886-2-2260-6878
 FAX: 886-2-2260-8030

品名 TITLE	1.25mm WAFER SMT RIGHT ANGLE				頁數 Page	1/1
品號 PART NO.	5W1250H0-1XXT0WHUK01			繪圖 DRAWN	Benson 2022/05/20	
圖號 DRAWING NO.	GN137-BE006	版本 REV.	A	核對 CHECKED	Josh 2022/05/20	
客戶品號 CUSTOMER P/N		比例 SCALE	None	承認 APPROVED	Josh 2022/05/20	
公差 TOLERANCE	.X ±0.30	單位 UNIT	mm	THIRD ANGLE PROJECTION		
	.XX ±0.20					

REV.	ECN NO. OR DESCRIPTION	REVISED	DATE