

SUNCOM 新创电源	产品类型	LED 驱动电源 LED INTEGRATED SPECIAL DRIVER		
	产品系列	SCP-150系列	REV	V1.0

广东新创电源科技有限公司

客户承认书

SPECIFICATION FOR APPROVAL

CUSTOMER/客户名:	
MODEL NO./产品型号:	SCP-150系列
Rev./版本号	V1.0
SAMPLE DATE/送样日期:	

客户确认栏

TESTED BY 检查	CHECKED BY 审核	APPROVED BY 批准
客户备注		

Please return to us one copy of "SPECIFICATION FOR APPROVAL" with you approved signature./客户确认签章后请回传一份承认书给我公司.

新创确认栏

TESTED BY 检查	CHECKED BY 审核	APPROVED BY 批准

Guangdong Suncom Power Technology Co., Ltd

广东新创电源科技有限公司

No.1 of Yongyi 3rd Road Henglan Town Zhongshan Guangdong China Post code528478

地址: 广东省中山市横栏镇永兴工业区永谊三路1号 邮编: 528478

TEL:0760-22326609 28168136 FAX:0760-87600929

SUNCOM 新创电源	产品类型	LED 驱动电源 LED INTEGRATED SPECIAL DRIVER		
	产品系列	SCP-150系列	REV	V1.0

◆ Features 产品特性:

- Input Rated voltage : 100-277Vac 50Hz/60Hz
输入额定电压范围:100-277Vac 50Hz/60Hz
- Isolation, Constant current mode output
隔离, 恒流模式输出
- Surge Protection: L-N :6KV; L/N- E:10KV
防雷保护: 火线对零线6KV, 火线/零线对地10KV
- 3 in 1 dimming(dim-to-off) : PWM/0-10V/resistance
三合一调光(调光可关断, 隔离设计): PWM/0-10V/电阻
- Over temperature drop current
过温降电流
- Output current is adjustable
输出电流可调
- Input over / under-voltage protection
输入过/欠压保护
- THD<10%

◆ Applications 产品应用:

Application: Street light、high bay lighting and other lighting lamps

应用于: 路灯、工矿灯等照明灯具

◆ Description 产品描述:

This product is a constant current drive power supply, Specially designed for LED, With Low Harmonic (< 10%), High Power Factor. Output current can be flexibly adjusted according to the led lamp voltage. 3 in 1 dimming. Built-in Surge protection, Output Open-circuit、Short-circuit Protection, Input Over / Under-Voltage Protection, Greatly improve the safety and reliability of the product.

本产品为恒流驱动电源, 专为LED设计, 具有低谐波(<10%)、高功率因数。输出电流可根据LED灯电压灵活调节。三合一调光功能, 内置防雷保护, 输出开路、短路保护, 输入过压/欠压保护, 极大的提高了产品的安全可靠性能。

SUNCOM 新创电源	产品类型	LED 驱动电源 LED INTEGRATED SPECIAL DRIVER		
	产品系列	SCP-150系列	REV	V1.0

■ MODEL LIST 型号列表

Model 型号	Rated Power 额定输出功率	Input Voltage 输入电压	Output Voltage 输出电压范围	Output Current 输出电流	Default current 默认电流	THD. (Typ)	PF. (Typ)
SCP-150-38X	150W	100-277Vac	20-38V	2.4A-4.5A	4A	3.0%	0.98
SCP-150-56X	150W	100-277Vac	27-56V	1.8A-3.6A	2.7A	3.0%	0.98

NOTE: All parameters NOT special mentioned are measured at 230Vac input, rated load and 25°C of ambient temperature; 如未特殊注明, 所有参数均在 230Vac 输入、额定负载、25°C 环境温度下测量

■ “X” Means Additional Function 后缀“X”功能可选机型表

“X”	ADJ Current (电位器调电流: 后缀A)	ADJ Current+0-10V/PWM /Resistor Dim (电位器+三合一调光: 后缀B)	ADJ Current+0-10V/PWM /Resistor Dim +AUX (电位器+三合一调光+辅助源: 后缀C)
B		√	

注: 辅助源输出最大电流为 50mA

■ ELECTRICAL SPECIFICATION 电气规格

◆ 输入性能 Input performance:

Parameter 参数	Min. 最小值	Typ. 典型值	Max. 最大值	Notes. 备注
Voltage Range 电压范围	90Vac	100-277Vac	305Vac	-
Frequency Range 频率范围	47Hz	50/60Hz	63Hz	-
AC Current 交流电流	-	-	2A	-
Inrush Current 浪涌电流	-	-	90A	At 230Vac input, 25°C cold start 环温 25°C, 230Vac 冷机启动
PF. 功率因数	0.95	0.99	-	At 230Vac input, full load 满载, 输入 230Vac 下测量
THD. 总谐波失真	-	3%	10%	

SUNCOM 新创电源	产品类型	LED 驱动电源 LED INTEGRATED SPECIAL DRIVER		
	产品系列	SCP-150系列	REV	V1.0

◆ 输出性能: Output performance

Parameter 参数	Min. 最小值	Typ. 典型值	Max. 最大值	Notes. 备注
Voltage Range 电压范围	20VDC	-	38VDC	SCP-150-38X
	27VDC	-	56VDC	SCP-150-56X
Current range Regulation 电流调节范围(电位器)	2.4A	-	4.5A	SCP-150-38X
	1.8A	-	3.6A	SCP-150-56X
Rated Power 额定功率	-	-	150W	
Over Voltage 空载电压			45V	SCP-150-38X
			63V	SCP-150-56X
Efficiency 效率 Measured at full load and 230Vac input	≥92%	92.1%	-	SCP-150-38X
	≥92%	92.4%	-	SCP-150-56X
Current Tolerance 电流精度	-5%	-	+5%	-
Line Regulation 线性调整率	-3%	-	+3%	-
Load Regulation 负载调整率	-3%	-	+3%	-
Current Ripple 纹波电流	-	±3%	<±5%	-
Turn-on Delay Time 启动时间	-	300mS	<1S	Measured at full load and 230Vac input
Short Circuit Protection 短路保护	-	-	2W	Hiccup mode, recovers automatically after fault condition is removed 打嗝模式, 故障排除后自动恢复
Over-temperature protection 过温保护	-	90°C	-	Shell Tc point temperature, Drop current mode, the current automatically recovers after over temperature release, 外壳TC点温度, 降电流模式, 过温解除后, 电流自动恢复
AC Over Voltage Protection AC 过压保护	320Vac	330Vac	340Vac	Turn off the output voltage, resume work after the AC voltage is normal 关断输出电压, 交流电压正常后恢复工作
AC Under Voltage drop power 欠压降功率	90Vac	-	95Vac	After the AC input voltage is reduced to the undervoltage point, the output current is reduced by half, and the AC voltage is normal AC输入电压降低到欠压点后, 降低一半输出电流, AC电压正常后恢复工作
AC Under Voltage Protection AC 欠压保护	75Vac	80Vac	85Vac	Turn off the output voltage, resume work after the AC voltage is normal 关断输出电压, 交流电压正常后恢复工作

SUNCOM 新创电源	产品类型	LED 驱动电源 LED INTEGRATED SPECIAL DRIVER		
	产品系列	SCP-150系列	REV	V1.0

环境: Environment

Parameter 参数	Min. 最小值	Typ. 典型值	Max. 最大值	Notes. 备注
Working TEMP 工作温度	-40°C	+25°C	+60°C	-
Storage TEMP 储存温度	-40°C	+25°C	+85°C	-
Working Humidity 工作湿度	20% RH	-	90% RH	-
Storage Humidity 储存湿度	10% RH	-	90% RH	-
Maximum shell TEMP 最大壳温	-	-	+90°C	-

安规和电磁兼容:

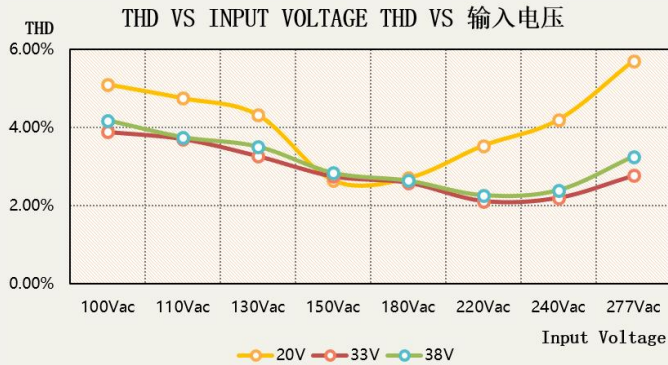
Withstand voltage 耐压	I/P - FG:1.75KVAC, I/P-O/P:3.75KVAC, I/P-调光 3.75KVAC, O/P-调光: 1.5KVAC, O/P-FG:0.5KVAC
isolation resistance 绝缘阻抗	$\geq 10M\Omega$ at I/P - FG 500VDC Test
leakage current 漏电流	$< 0.75mA/277Vac$
Earthing resistance 接地电阻	$< 0.1\Omega$ / 25A 1min
Surge 浪涌	差模 L-N +/- 6KV (2 ohm), 共模 L, N-E +/- 10KV (12 ohm)
conducted electromagnetic interference 传导	-
Radiated electromagnetic interference 辐射	-

NOTE:

- 1) All parameters NOT specially mentioned are measured at 230Vac (50Hz) input, rated load and 25°C of ambient temperature.
如未特别说明, 所有规格参数均在 230Vac (50Hz) 输入, 额定负载, 环境温度 25°C 的条件下进行测量
- 2) Tolerance : includes set up tolerance, line regulation and load regulation.
误差: 包含设定误差、线性调整率和负载调整率。

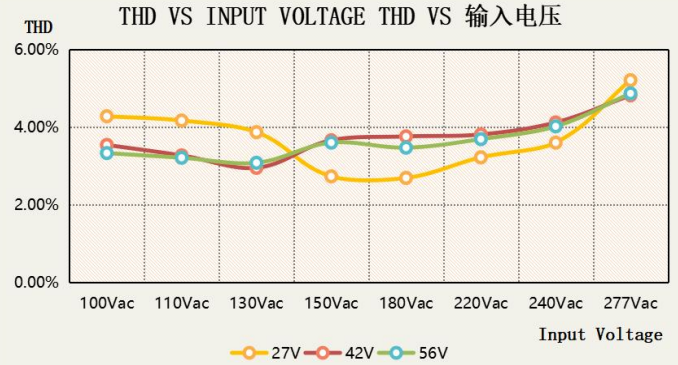
THD VS INPUT VOLTAGE
THD VS 输入电压

SCP-150-38X



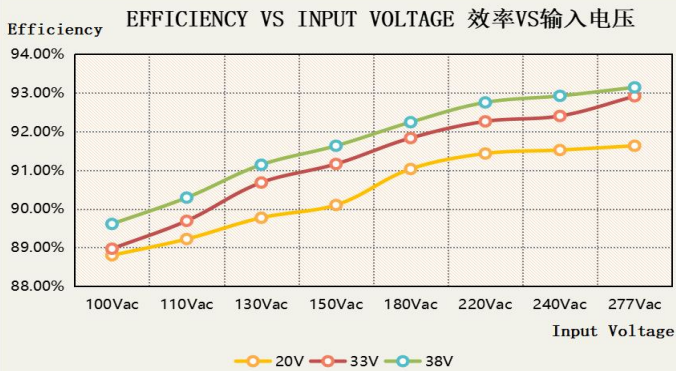
THD VS INPUT VOLTAGE
THD VS 输入电压

SCP-150-56X



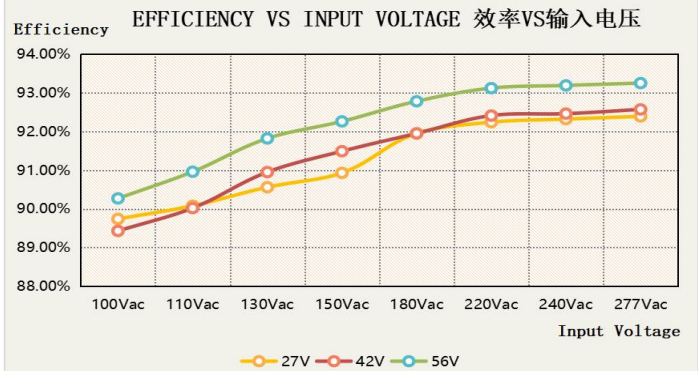
EFFICIENCY VS INPUT VOLTAGE
效率 VS 输入电压

SCP-150-38X



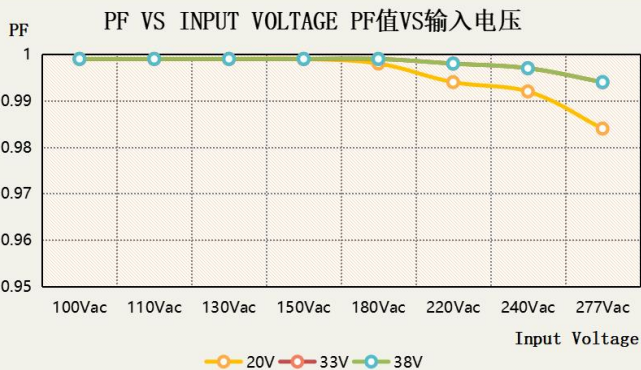
EFFICIENCY VS INPUT VOLTAGE
效率 VS 输入电压

SCP-150-56X



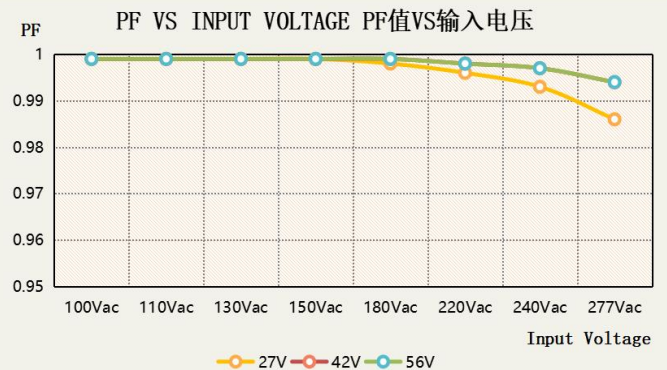
PF VS INPUT VOLTAGE
PF 值 VS 输入电压

SCP-150-38X

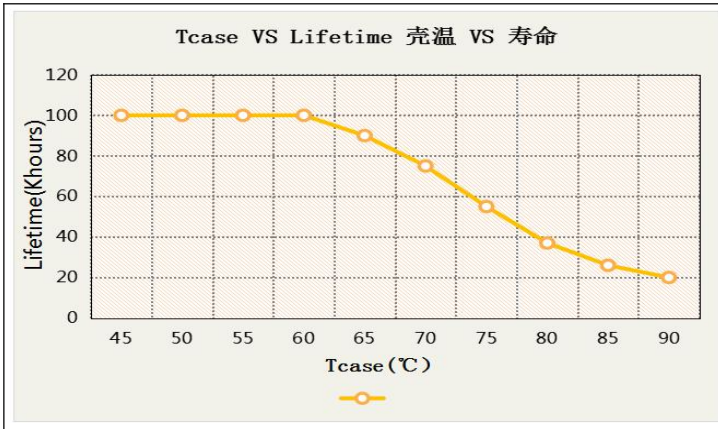


PF VS INPUT VOLTAGE
PF 值 VS 输入电压

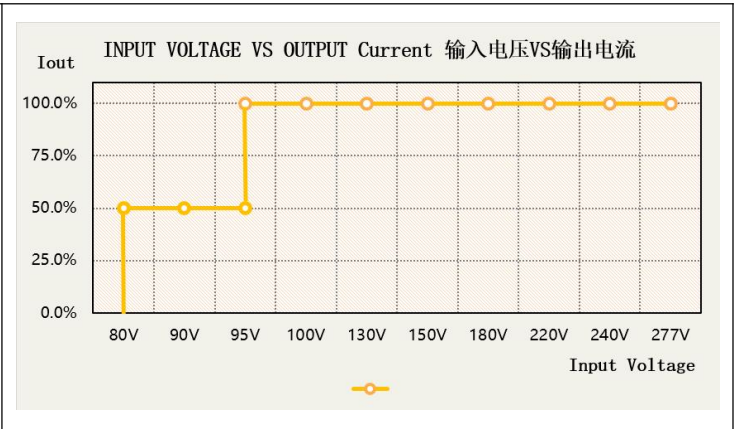
SCP-150-56X



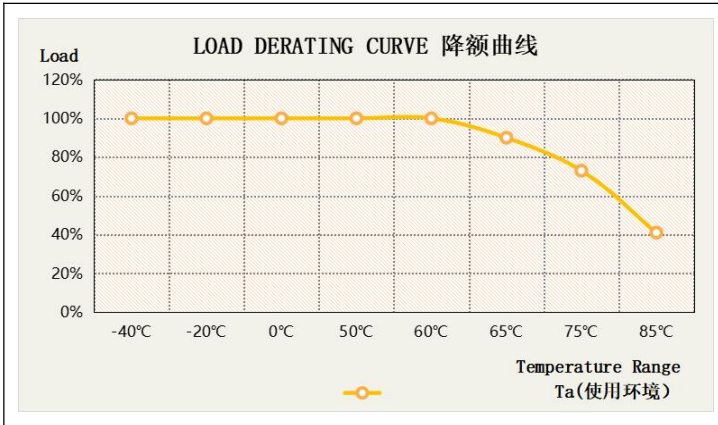
TCASE VS LIFETIME
壳温VS寿命



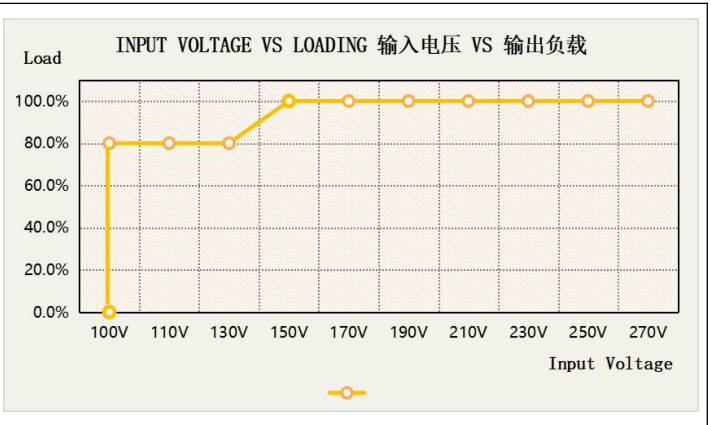
Under-voltage DROP CURRENT
欠压掉电流曲线



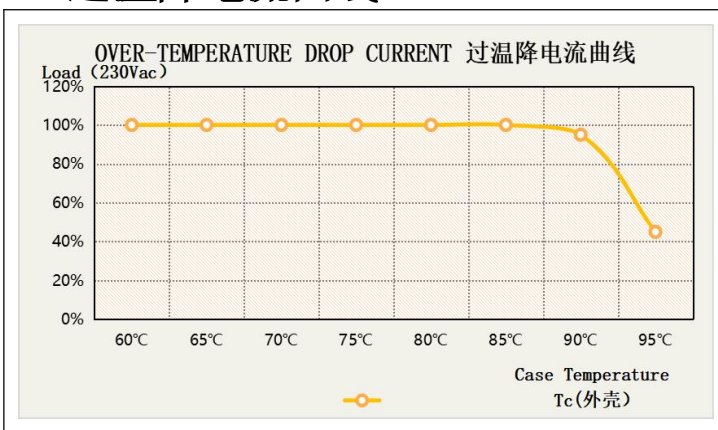
LOAD DERATING CURVE
降额曲线 (建议)



INPUT VOLTAGE VS LOADING
输入电压 VS 输出负载 (建议)



OVER-TEMPERATURE DROP CURRENT
过温降电流曲线



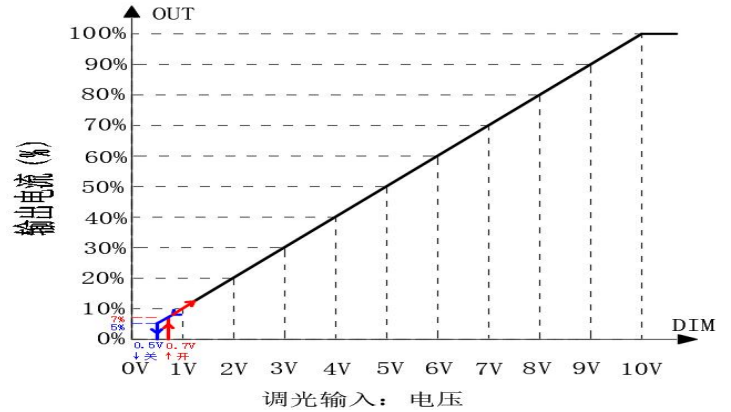
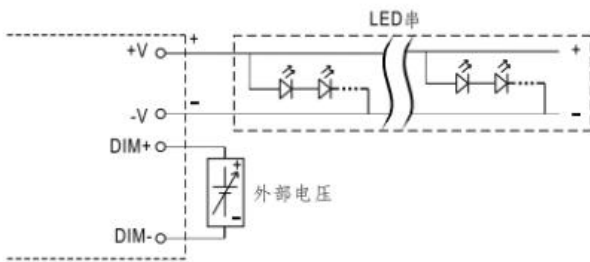
THE DIMMING CURVE 调光曲线

三合一调光功能:

- 在DIM+和DIM-间连接一个100K电阻或0-10V直流电压或PWM信号，即可调整输出恒电流的数值
- 调光端口输出电流：100uA（典型值）
- 辅助源最大带载：50mA（C版本）

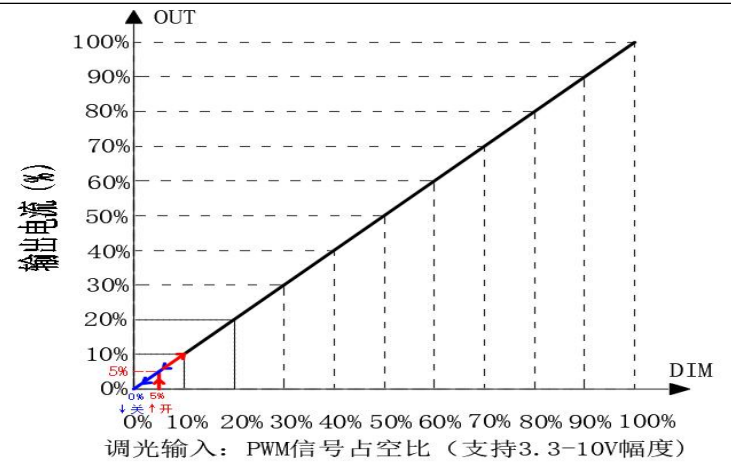
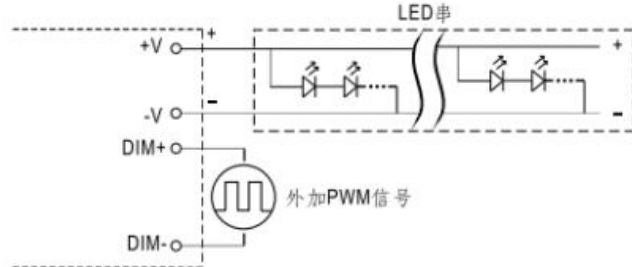
0-10V调光

用外加0-10VDC电压



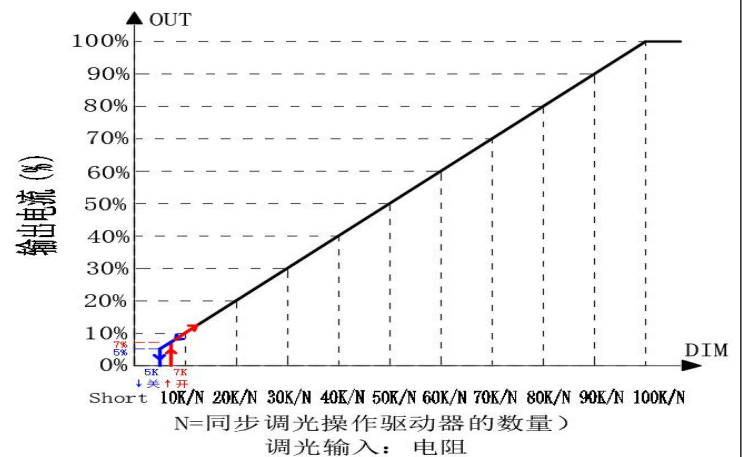
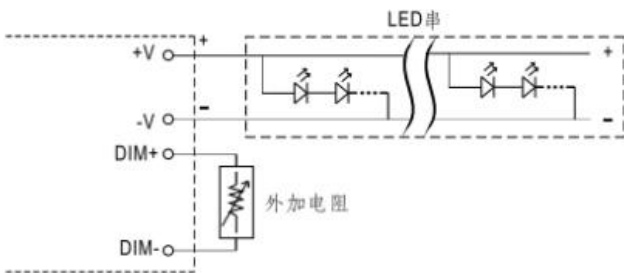
PWM调光 (PWM频率 10V 1KHZ)

用外加10V PWM信号 (频率0.2K-1K)



电阻调光 (100K)

用外加电阻 (0-100K)



MECHANICAL SPECIFICATION & PACKING 机械尺寸图 & 包装:

Bare plate dimension 裸板尺寸	141.4*50*25mm (L*W*H)
final dimension 成品尺寸	176*58*35mm (L*W*H)
Product Weight 产品重量	660g

Case No. 机壳型号: 150W

Unit 单位:mm

