

BEISIT®

倍仕得电气科技(杭州)股份有限公司
BEISIT ELECTRIC TECH (HANGZHOU) CO.,LTD.



TRI-CURVE GROOVE TYPE Fluid Connector 三曲槽式流体连接器

TG

三曲槽式流体连接器

TRI-CURVE GROOVE TYPE Fluid Connector



安全 Safety

- 双向密封，接通/断开无泄漏。
- 工作时，平头的设计既方便清洁又防止污染物进入。
- 插头插座均配有保护套，在运输过程中防止污染物进入。
- Two-way sealing, Switch on/off without leakage .
- Flush, flat face design is easy to clean and prevents contaminants from entering .
- Protective covers are provided to prevent contaminants from entering during transportation.

稳定 Stable

- 插座连接处的径向O型圈保证在连接前已完成密封。
- 独特的设计，紧凑的结构，最小的体积确保最大流量，实现最小的压降。
- 口径大，适用大流量设备的连接。
- The radial O-ring at the socket connection ensures that that they are sealed before connection.
- Unique design, precise structure, minimal volume to ensure large flow and low pressure drop.
- The large diameter suit for large flow equipment connection.

可靠 Reliability

- 产品适用温度范围根据不同O型圈可覆盖-40℃~+200℃，更大范围温度请咨询我司。
- 精选的材质配合独特的表面处理使产品坚固可靠的同时，实现高耐腐蚀性、高耐磨性。
- 有多种密封材质可选，可兼容各种流体。
- The Applicable temperature range of the product can over -40 C to 200 C according to different O-rings. For wide range of temperature, please consult our company.
- The selected material and unique surface treatment contribute strong and reliable connection, increasing performance of the corrosion resistance.
- Various sealing materials are available to all kinds of fluids .

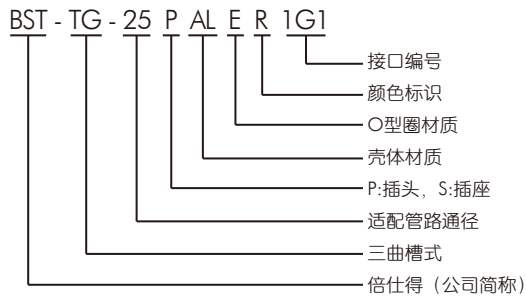
便捷 Convenient

- 旋入即可锁紧连接，操作轻松方便。
- 可选手轮，更容易连接和断开。
- Screw in to make a secure connection easy and convenient operation.
- Optional hand wheel for easier connection/disconnection.

丰富 Wide range

- 根据所接管路7种口径任您选择。
- 四种颜色可选，快速辨别不同温度回路。
- 口径、接口、颜色均可以根据客户需求定制（各批次间颜色会存在一定差异）。
- There are 7 sizes for you to choose according to the size of the pipe.
- Four colors quickly identify different temperature loops (There will be some differences in color) .
- Diameter, interface and color can be customized according to customer requirements (There are some color differences between batches).

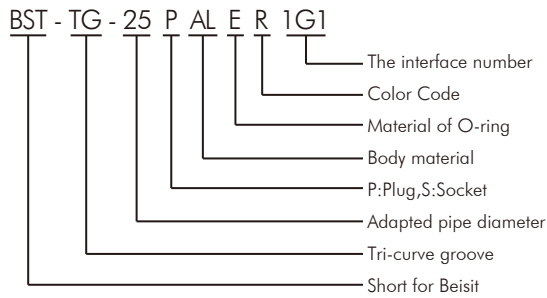
产品命名规则



颜色标识	R:红色 ; Y : 黄色 ; G : 绿色 ; B : 蓝色
壳体材质	AL:铝 ; SS : 不锈钢 ; BR : 黄铜
O型圈材质	E:EPDM,三元乙丙橡胶,-55℃~+150℃
	FV:FVMQ,氟硅橡胶,-55℃~+175℃
适配管路直径	25: 与连接器适配管路直径为25mm
	32: 与连接器适配管路直径为32mm
	40: 与连接器适配管路直径为40mm
	50: 与连接器适配管路直径为50mm
	65: 与连接器适配管路直径为65mm
	80: 与连接器适配管路直径为80mm
	100: 与连接器适配管路直径为100mm

接口编号	
1XXXX	-1 : 内螺纹, 第二位便是螺纹类型 (M:公制, G:G型螺纹, J:美制螺纹), 后几位为螺纹大小, 如1G12。
2XXXX	-2 : 外螺纹, 第二位便是螺纹类型 (M:公制, G:G型螺纹, J:美制螺纹), 后几位为螺纹大小, 如2G12。
3XX	-3 : 卡箍式, 后两位为卡箍最小外径, 如319。
4XXXX	-4 : 法兰式, 后几位为孔位尺寸, 如43636。
5XXXX	-5 : 为90° 弯角, 后几位为螺纹或法兰孔位尺寸, 如51G12、53636。
6XXXX	-6 : 无具体意义, 特殊编号, 或为定制接口。

PART NUMBERS



Color Code	R: red; Y: Yellow; G: Green; B: blue
Body material	AL: aluminum; SS: Stainless steel; BR: brass
Material of O-ring	E: EPDM, EPDM rubber, -55 C ~ +150 C
	FV: FVMQ, fluorine silicone rubber, -55 C ~ +175 C
Adapted pipe diameter	25: The diameter of the pipe with the connector is 25mm
	32: The diameter of the pipe with the connector is 32mm
	40: The diameter of the pipe with the connector is 40mm
	50: The diameter of the pipe with the connector is 50mm
	65: The diameter of the pipe with the connector is 65mm
	80: The diameter of the pipe with the connector is 80mm
	100: The diameter of the pipe with the connector is 100mm

The interface number	
1XXXX	-1: internal thread, followed by thread type (M: metric, G:G thread, J: American thread), followed by thread size, such as 1G12.
2XXXX	-2: external thread, followed by thread type (M: metric, G:G thread, J: American thread), followed by thread size, such as 2G12.
3XX	-3: clamp, followed by the minimum outer diameter of the clamping, such as 319.
4XXXX	-4: Flange, followed by the hole size, such as 43636.
5XXXX	-5: right angle, followed by the thread or flange hole size, such as 51G12 53636.
6XXXX	-6: customer specific.

技术参数

工作温度	-55°C-+95°C
交变湿热	240h
盐雾测试	≥168h
机械寿命	3000次插拔
壳体材料种类	黄铜镀镍、铝合金、不锈钢可选
密封件材料种类	丁腈橡胶、三元乙丙橡胶、氟硅橡胶、氟碳橡胶可选
振动测试	按GJB360B-2009方法214, 连接器承受1MPa压力无泄漏
冲击测试	按GJB360B-2009方法213, 连接器承受1MPa压力无泄漏



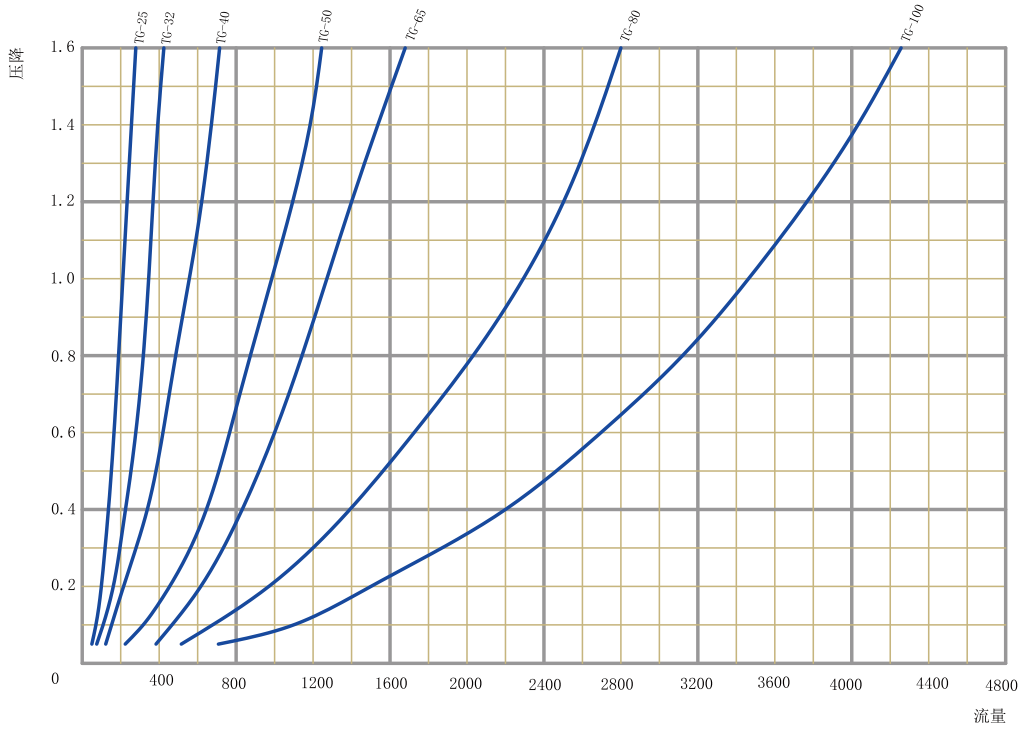
产品型号	BST-TG-25	BST-TG-40	BST-TG-50	BST-TG-80	BST-TG-100
最大工作压力 (bar)	25	15	15	15	15
流量系数 (m³/h)	12.00	32.56	64.27	86.55	102.83
最大工作流量 (L/Min)	147	337	589	1507	2356
单次插拔最大泄露量 (ml)	0.4	0.9	1	1.3	2.3
最大扭矩 (N . m)	旋合 : < 6 分离 : < 8	旋合 : < 10 分离 : < 12	旋合 : < 20 分离 : < 22	旋合 : < 30 分离 : < 32	旋合 : < 40 分离 : < 42

Technical Parameter

Working temperature	-55°C-+95°C	Body material	brass nickel plating, aluminum alloy, stainless steel
Alternating humidity and heat	240h	Sealing material	nitrile rubber, EPDM rubber, fluorosilicone rubber, fluorine-carbon rubber
Salt spray test	≥168h	Vibration test	according to GJB360B-2009 method 214, the connector is subjected to 1MPa pressure without leakage
Mating cycle	3000 times of plugging	Impact test	according to GJB360B-2009 method 213, the connector is subjected to 1MPa pressure without leakage

Product model	BST-TG-25	BST-TG-40	BST-TG-50	BST-TG-80	BST-TG-100
Maximum working pressure (bar)	25	15	15	15	15
Flow coefficient (m³/h)	12.00	32.56	64.27	86.55	102.83
Maximum working flow (L/Min)	147	337	589	1507	2356
Maximum leakage (ml)	0.4	0.9	1	1.3	2.3
Maximum torque (N . m)	Coupling < 6 Separate < 8	Coupling < 10 Separate < 12	Coupling < 20 Separate < 22	Coupling < 30 Separate < 32	Coupling < 40 Separate < 42

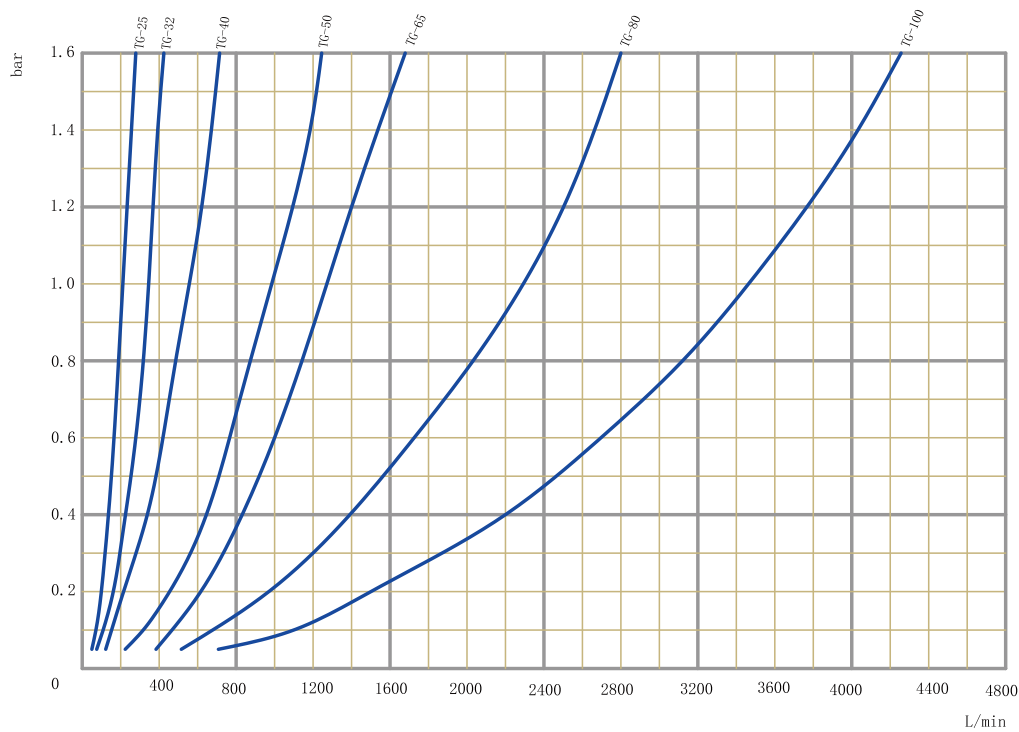
TG流量曲线



测试条件

- 流体: 水
- 流向: 插头→插座
- 温度: 20°C

TG Flow curve



Test conditions

- Fluid: water
- Flow direction: plug→socket
- Temperature: 20°C

→ TG-25



插头货号 Plug Item No.	插头接口编号 Plug interface number	总长L1 Total length L1 (mm)	接口长度L3 Interface length L3 (mm)	最大直径φD1 Maximum diameter ΦD1 (mm)	接口形式 Interface form
BST-TG-25PALER1G1	1G1	92	13	60	G1 内螺纹
BST-TG-25PALER48989	48989	111	17.5	123	法兰接口, 螺纹孔位89x89

插座货号 Socket Item No.	插座接口编号 Socket interface number	总长L2 Total length L2 (mm)	接口长度L4 Interface length L4 (mm)	最大直径φD2 Maximum diameter ΦD2 (mm)	接口形式 Interface form
BST-TG-25SALER1G1	1G1	54	13	44	G1 内螺纹
BST-TG-25SALER48989	48989	69	17.5	123	法兰接口, 螺纹孔位89x89

温馨提示 Warm Tips

1. 以上插头插座可任意组合, 整体(组合、成套)货号可两项相加如: BST-TG-25PALER1G1+BST-TG-25SALER48989.
2. 根据接口形式选择对应货号.
3. 因结构或接口类型不同, 流阻不同, 流量系数仅供参考.
4. 如需详细尺寸数据, 可联系我司技术人员获取.
5. 如无合适接口, 可联系我司根据客户特殊定制.

→ TG-32



插头货号 Plug Item No.	插头接口编号 Plug interface number	总长L1 Total length L1 (mm)	接口长度L3 Interface length L3 (mm)	最大直径φD1 Maximum diameter ΦD1 (mm)	接口形式 Interface form
BST-TG-32PALER1G114	1G114	99	14	76	G1 1/4 内螺纹
BST-TG-32PALER49898	49898	118	19	133	法兰接口, 螺纹孔位98x98

插座货号 Socket Item No.	插座接口编号 Socket interface number	总长L2 Total length L2 (mm)	接口长度L4 Interface length L4 (mm)	最大直径φD2 Maximum diameter ΦD2 (mm)	接口形式 Interface form
BST-TG-32SALER1G114	1G114	65	14	54	G1 1/4 内螺纹
BST-TG-32SALER49898	49898	75	19	133	法兰接口, 螺纹孔位98x98

温馨提示 Warm Tips

- 以上插头插座可任意组合, 整体(组合、成套)货号可两项相加如: BST-TG-32PALER1G114+BST-TG-32SALER49898。
 - 请根据接口形式选择对应货号。
 - 因结构或接口类型不同, 流阻不同, 流量系数仅供参考。
 - 如需详细尺寸数据, 可联系我司技术人员获取。
 - 如无合适接口, 可联系我司根据客户特殊定制。
- The above plugs and sockets can be combined in any way, and the combined article number can be combined in two terms, such as BST-TG-32PALER1G114+BST-TG-32SALER49898.
 - Select the corresponding article number according to the form of interface.
 - The flow resistance varies with the structure or interface type, and the flow coefficient is for reference only.
 - For detailed size data, please contact our technical staff to obtain.
 - If there is no appropriate interface, you can contact our company according to the customer's special customization.

→ TG-40



插头货号 Plug Item No.	插头接口编号 Plug interface number	总长L1 Total length L1 (mm)	接口长度L3 Interface length L3 (mm)	最大直径φD1 Maximum diameter ΦD1 (mm)	接口形式 Interface form
BST-TG-40PALER1G112	1G112	115	16	200	G1 1/2 内螺纹
BST-TG-40PALER4114114	4114114	129	20.6	200	法兰接口, 螺纹孔位114x114

插座货号 Socket Item No.	插座接口编号 Socket interface number	总长L2 Total length L2 (mm)	接口长度L4 Interface length L4 (mm)	最大直径φD2 Maximum diameter ΦD2 (mm)	接口形式 Interface form
BST-TG-40SALER1G112	1G112	76	16	63	G1 1/2 内螺纹
BST-TG-40SALER4114114	4114114	86	20.6	155	法兰接口, 螺纹孔位114x114

温馨提示 Warm Tips

1. 以上插头插座可任意组合, 整体(组合、成套)货号可两项相加如: BST-TG-40PALER1G112+BST-TG-40SALER4114114。
 2. 请根据接口形式选择对应货号。
 3. 因结构或接口类型不同, 流阻不同, 流量系数仅供参考。
 4. 如需详细尺寸数据, 可联系我司技术人员获取。
 5. 如无合适接口, 可联系我司根据客户特殊定制。
1. The above plugs and sockets can be combined in any way, and the combined article number can be combined in two terms, such as BST-TG-40PALER1G112+BST-TG-40SALER4114114.
 2. Select the corresponding article number according to the form of interface.
 3. The flow resistance varies with the structure or interface type, and the flow coefficient is for reference only.
 4. For detailed size data, please contact our technical staff to obtain.
 5. If there is no appropriate interface, you can contact our company according to the customer's special customization.

→ TG-50



插头货号 Plug Item No.	插头接口编号 Plug interface number	总长L1 Total length L1 (mm)	接口长度L3 Interface length L3 (mm)	最大直径φD1 Maximum diameter ΦD1 (mm)	接口形式 Interface form
BST-TG-50PALER1G2	1G2	143	19	220	G2 内螺纹
BST-TG-50PALER4127127	4127127	150	222	220	法兰接口, 螺纹孔位127x127

插座货号 Socket Item No.	插座接口编号 Socket interface number	总长L2 Total length L2 (mm)	接口长度L4 Interface length L4 (mm)	最大直径φD2 Maximum diameter ΦD2 (mm)	接口形式 Interface form
BST-TG-50SALER1G2	1G2	86	19	80	G2 内螺纹
BST-TG-50SALER4127127	4127127	98.5	222	165.1	法兰接口, 螺纹孔位127x127

温馨提示 Warm Tips

1. 以上插头插座可任意组合, 整体(组合、成套)货号可两项相加如: BST-TG-50PALER1G2+BST-TG-50SALER4127127。
2. 请根据接口形式选择对应货号。
3. 因结构或接口类型不同, 流阻不同, 流量系数仅供参考。
4. 如需详细尺寸数据, 可联系我司技术人员获取。
5. 如无合适接口, 可联系我司根据客户特殊定制。

→ TG-65



插头货号 Plug Item No.	插头接口编号 Plug interface number	总长L1 Total length L1 (mm)	接口长度L3 Interface length L3 (mm)	最大直径φD1 Maximum diameter ΦD1 (mm)	接口形式 Interface form
BST-TG-65PALER1G212	1G212	161	23	240	G2 1/2 内螺纹
BST-TG-65PALER4150150	4150150	170	25.4	240	法兰接口, 螺纹孔位150x150

插座货号 Socket Item No.	插座接口编号 Socket interface number	总长L2 Total length L2 (mm)	接口长度L4 Interface length L4 (mm)	最大直径φD2 Maximum diameter ΦD2 (mm)	接口形式 Interface form
BST-TG-65SALER1G212	1G2	95	23	95	G2 1/2 内螺纹
BST-TG-65SALER4150150	4150150	110	25.4	190	法兰接口, 螺纹孔位150x150

温馨提示 Warm Tips

1. 以上插头插座可任意组合, 整体(组合、成套)货号可两项相加如: BST-TG-50PALER1G2+BST-TG-50SALER4150150。
 2. 请根据接口形式选择对应货号。
 3. 因结构或接口类型不同, 流阻不同, 流量系数仅供参考。
 4. 如需详细尺寸数据, 可联系我司技术人员获取。
 5. 如无合适接口, 可联系我司根据客户特殊定制。
1. The above plugs and sockets can be combined in any way, and the combined article number can be combined in two terms, such as BST-TG-50PALER1G2+BST-TG-50SALER4150150.
 2. Select the corresponding article number according to the form of interface.
 3. The flow resistance varies with the structure or interface type, and the flow coefficient is for reference only.
 4. For detailed size data, please contact our technical staff to obtain.
 5. If there is no appropriate interface, you can contact our company according to the customer's special customization.

→ TG-80



插头货号 Plug Item No.	插头接口编号 Plug interface number	总长L1 Total length L1 (mm)	接口长度L3 Interface length L3 (mm)	最大直径φD1 Maximum diameter ΦD1 (mm)	接口形式 Interface form
BST-TG-80PALER1G3	1G3	183	22	270	G3 内螺纹
BST-TG-80PALER4168168	4168168	183	285	270	法兰接口, 螺纹孔位168x168

插座货号 Socket Item No.	插座接口编号 Socket interface number	总长L2 Total length L2 (mm)	接口长度L4 Interface length L4 (mm)	最大直径φD2 Maximum diameter ΦD2 (mm)	接口形式 Interface form
BST-TG-80SALER1G3	1G3	105	22	118	G3 内螺纹
BST-TG-80SALER4168168	4168168	133.4	28.5	210	法兰接口, 螺纹孔位168x168

温馨提示 Warm Tips

1. 以上插头插座可任意组合, 整体(组合、成套)货号可两项相加如: BST-TG-5PALER1G3+BST-TG-5SALER4168168。
2. 请根据接口形式选择对应货号。
3. 因结构或接口类型不同, 流阻不同, 流量系数仅供参考。
4. 如需详细尺寸数据, 可联系我司技术人员获取。
5. 如无合适接口, 可联系我司根据客户特殊定制。

1. The above plugs and sockets can be combined in any way, and the combined article number can be combined in two terms, such as BST-TG-5PALER1G3+BST-TG-5SALER4168168.
2. Select the corresponding article number according to the form of interface.
3. The flow resistance varies with the structure or interface type, and the flow coefficient is for reference only.
4. For detailed size data, please contact our technical staff to obtain.
5. If there is no appropriate interface, you can contact our company according to the customer's special customization.

→ TG-100



插头货号 Plug Item No.	插头接口编号 Plug interface number	总长L1 Total length L1 (mm)	接口长度L3 Interface length L3 (mm)	最大直径φD1 Maximum diameter ΦD1 (mm)	接口形式 Interface form
BST-TG-100PALER1G4	1G4	200	22	319	G4 内螺纹
BST-TG-100PALER4200200	4200200	208	31.7	319	法兰接口, 螺纹孔位200x200

插座货号 Socket Item No.	插座接口编号 Socket interface number	总长L2 Total length L2 (mm)	接口长度L4 Interface length L4 (mm)	最大直径φD2 Maximum diameter ΦD2 (mm)	接口形式 Interface form
BST-TG-100SALER1G4	1G4	113	22	147	G4 内螺纹
BST-TG-100SALER4200200	4200200	147	31.7	254	法兰接口, 螺纹孔位200x200

温馨提示 Warm Tips

1. 以上插头插座可任意组合, 整体(组合、成套)货号可两项相加如: BST-TG-100PALER1G4+BST-TG-100SALER4200200.
2. 请根据接口形式选择对应货号.
3. 因结构或接口类型不同, 流阻不同, 流量系数仅供参考.
4. 如需详细尺寸数据, 可联系我司技术人员获取.
5. 如无合适接口, 可联系我司根据客户特殊定制.

倍仕得电气科技(杭州)股份有限公司
BEISIT ELECTRIC TECH (HANGZHOU) CO.,LTD.

浙江杭州余杭经济技术开发区唐梅路1号 邮编：311100

Add.: 1, Tangmei Rd., Yuhang Economic-Technological
Development Area, Hangzhou, Zhejiang 311100, China
Tel: 0086-571-8936 2888 E-mail: info@beisit.com
Http: // www.beisit.com

BEISIT GMBH

Parkstraße 24,65812 Bad Soden am Taunus,Hessen,Germany
Tel:0049-152-2219-5315
E-mail: alex@beisit.com www.beisit.eu



BEISIT[®]
electric contact

Ⓢ We reserve the right to make technical changes or modify the contents of this document without prior notice. All the agreed particulars shall prevail. All rights reserved.