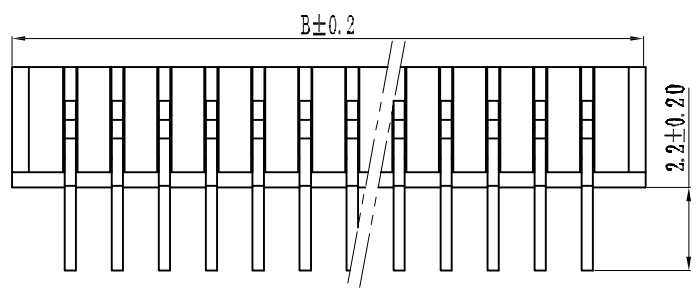
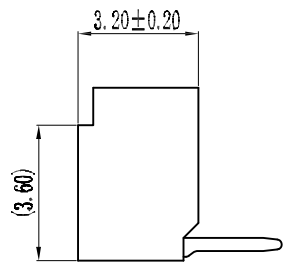
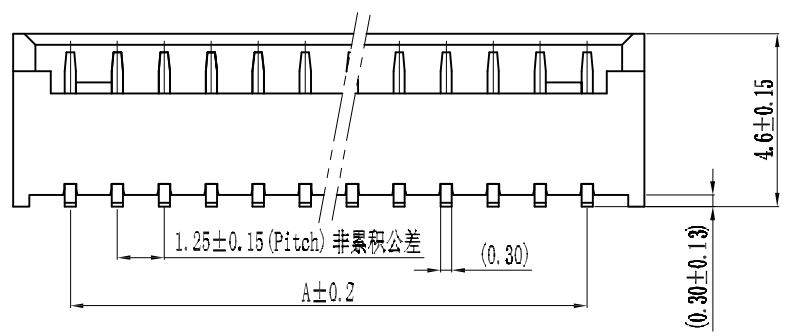
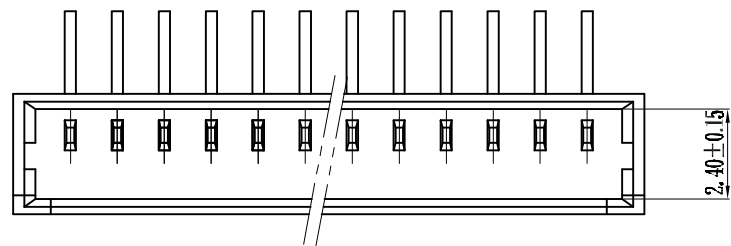


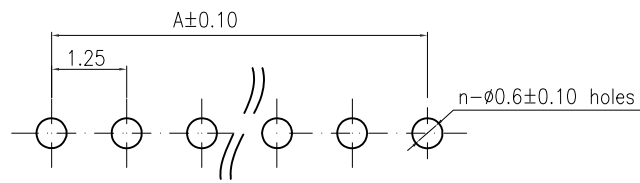
| REV. | LOCAS. | DESCRIPTION              | DATE       | DRAWN |
|------|--------|--------------------------|------------|-------|
| A    | NEW    | INTERIM INITIAL RELEASE. | 2021.05.26 | 钟建虾   |



RATING  
 OPERATING TEMPERATURE: -25~85°C  
 OPERATING VOLTAGE: 200V AC/DC  
 CURRENT RATING: 1.0 AMPS  
 DIELECTRIC WITHSTANDING VOLTAGE:  
 1000V AC/Minute;  
 INSULATION RESISTANCE: 1000MΩ Min;  
 CONTACT RESISTANCE: 0.03Ω Max;

MATERIAL  
 Housing: PA46 (UL94V-0)  
 Contact: Phosphor Bronze

| No of PIN/Row | Dimensions |       |
|---------------|------------|-------|
|               | A          | B     |
| 02            | 1.25       | 4.25  |
| 03            | 2.50       | 5.5   |
| 04            | 3.75       | 6.75  |
| 05            | 5.00       | 8     |
| 06            | 6.25       | 9.25  |
| 07            | 7.50       | 10.5  |
| 08            | 8.75       | 11.75 |
| 09            | 10.00      | 13    |
| 10            | 11.25      | 14.25 |
| 11            | 12.50      | 15.5  |
| 12            | 13.75      | 16.75 |
| 13            | 15.00      | 18    |
| 14            | 16.25      | 19.25 |
| 15            | 17.50      | 20.5  |
| 16            | 18.75      | 21.75 |



RECOMMENDED PCB LAYOUT

### Ordering Information

G WDB113-XX XX A 001 F X A X -06

No. of Pins per Row 02~16      Standard Plating 01=Tin      Color 1=BLACK      Standard Packing N=PE Bag  
 Selective Plating 02=Gold Flash      2=White      Selective Packing B=Tray  
 14=Gold 30u"/Gold flash      ...      C=Tube

| 3RD.ANG PROJ. |  | GENERAL TOLERANCE |           |
|---------------|--|-------------------|-----------|
| PAGE. 1/1     |  | X'±3.0'           | X.±/      |
|               |  | .X'±2.0'          | .X±0.30   |
|               |  | .XX'±1.5'         | .XX±0.25  |
|               |  | .XXX'±1.0'        | .XXX±0.15 |

|               |                  |                                  |                             |
|---------------|------------------|----------------------------------|-----------------------------|
| DESIGNED: 钟建虾 | DATE: 2021.05.26 | DWG. NO. GWDB113-CA1FA           | TITLE. 1.25 Pitch 90° Wafer |
| CHECKED:      | DATE:            | PART NO. GWDB113-XXXXA001FXAX-06 |                             |
| APPROVED:     | DATE:            |                                  |                             |