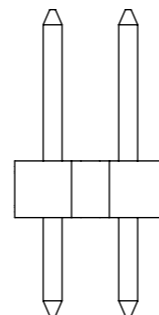
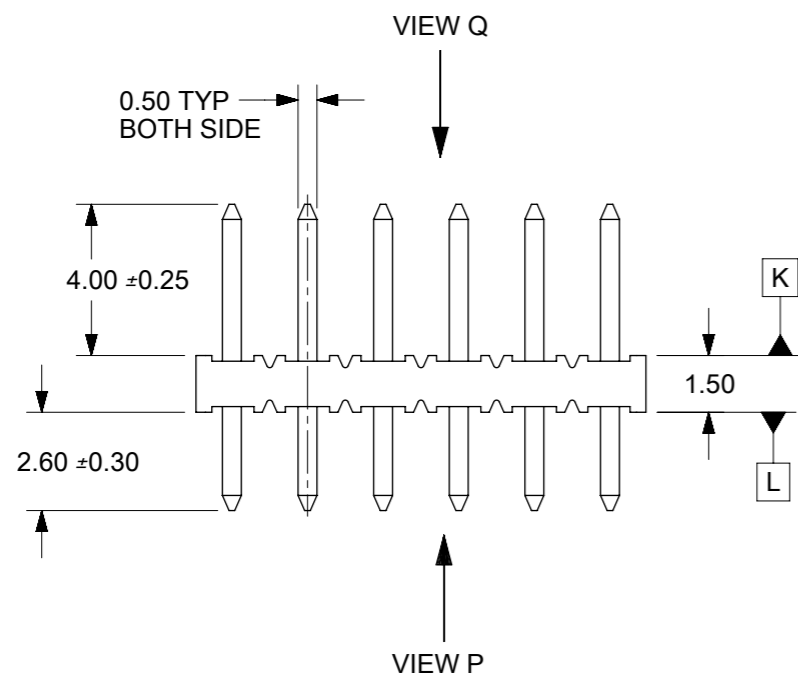


**LEGEND**

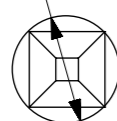
87758-\*\*\*  
 CKT SIZE (SEE SHT 2 TABLE)      PLATING (SEE NOTE 2)

**NOTES:**

- MATERIAL:**  
 HOUSING: 30% G.F. NYLON 46, 94V-0, COLOR: BLACK  
 PIN: 0.50mm SQ. PHOSPHOR BRONZE 510
- PLATING:**  
 \*\*16 - 0.38µm MIN GOLD IN CONTACT AREA, TIN IN SOLDER AREA, BOTH OVER NICKEL OVERALL.  
 \*\*17 - 0.76µm MIN GOLD IN CONTACT AREA, TIN IN SOLDER AREA, BOTH OVER NICKEL OVERALL.  
 \*\*18 - 2.54µm MIN TIN OVER NICKEL OVERALL.  
 \*\*19 - 0.05-0.25µm GOLD IN CONTACT AREA, TIN IN SOLDER AREA, BOTH OVER NICKEL OVERALL.
- 12 CKT USED FOR ILLUSTRATION ONLY
- PACKED IN POCKET TRAY
- PIN PUSHOUT FORCE: 1kg MIN IN EITHER DIRECTION
- ⚠️ CKT 4 AND 6 IS CUT FROM CKT 8 AND 12 RESPECTIVELY. CKT 2 ARE CUT FROM ANY LARGER CKT SIZE, ROUGH EDGES ARE EXPECTED ALONG THE CUTTING EDGES.
- PRODUCT SPEC PS-87761-100 APPLIES.
- RECOMMENDED PCB THICKNESS IS 1.60±0.10

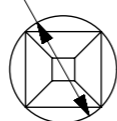


⊕ 0.71 ± 0.07  
 ⊕ 0.30 Ⓜ K M N



VIEW P

⊕ 0.71 ± 0.07  
 ⊕ 0.30 Ⓜ L M N

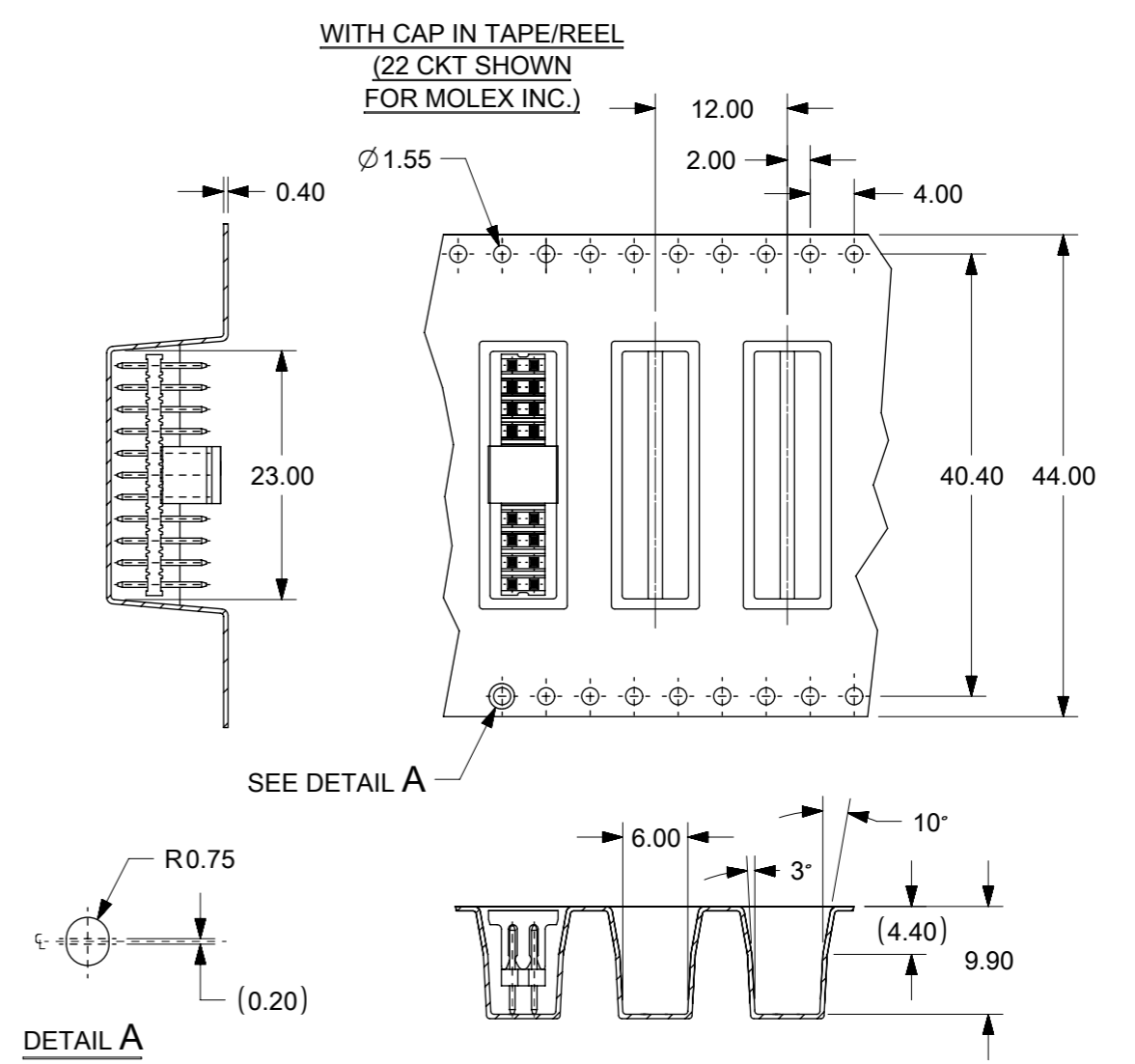
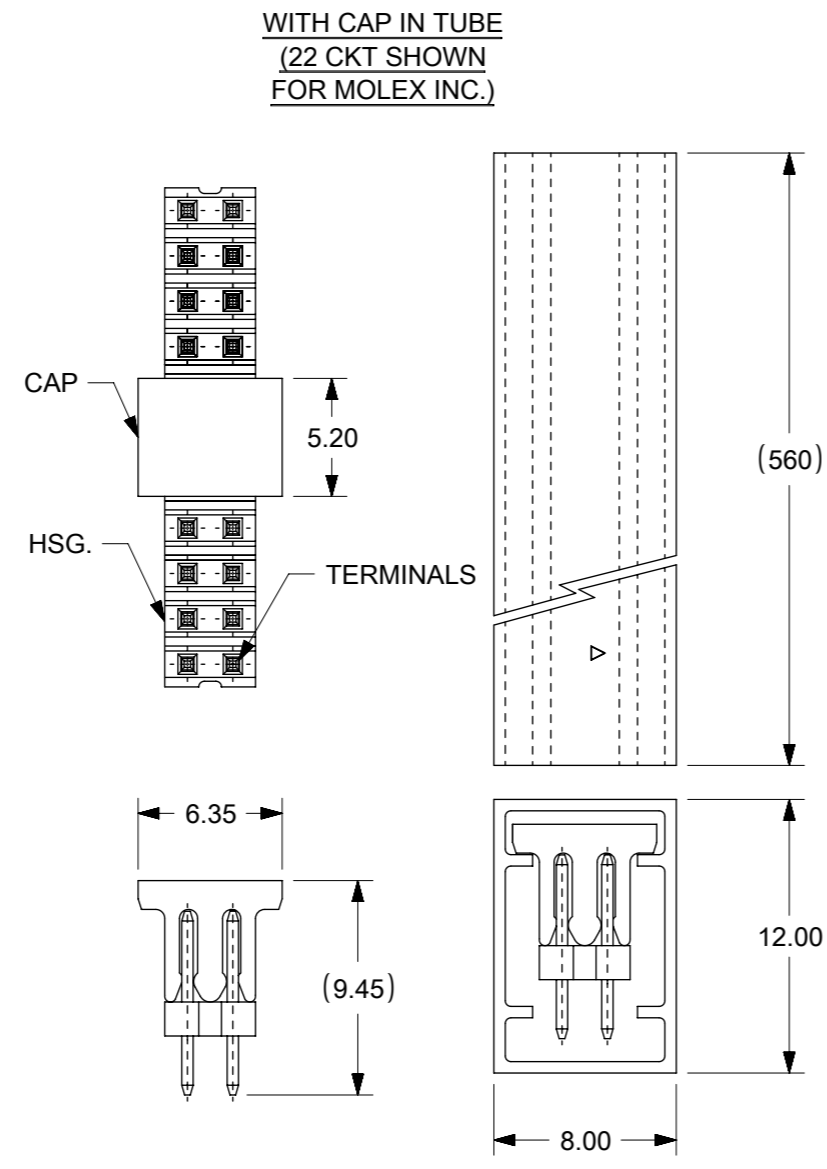


VIEW Q

THIS DRAWING CONTAINS INFORMATION THAT IS PROPRIETARY TO MOLEX ELECTRONIC TECHNOLOGIES, LLC AND SHOULD NOT BE USED WITHOUT WRITTEN PERMISSION									
DIMENSION UNITS		SCALE		CURRENT REV DESC: REMASTERED IN NX					
mm		NTS							
GENERAL TOLERANCES (UNLESS SPECIFIED)									
		MM	INCH	SALES DRAWING					
4 PLACES	±			2MM DUAL ROW SINGLE WAFER, VERTICAL T/H HDR					
3 PLACES	±			PRODUCT CUSTOMER DRAWING					
2 PLACES	±	0.2		DOCUMENT NUMBER					
1 PLACE	±			SD-87758-107					
0 PLACES	±			DOC TYPE					
ANGULAR TOL		± 3.0°		DOC PART					
DRAFT WHERE APPLICABLE MUST REMAIN WITHIN DIMENSIONS		THIRD ANGLE PROJECTION		DRAWING		SERIES		REVISION	
				A3-SIZE		87758		A5	
				MATERIAL NUMBER		CUSTOMER		SHEET NUMBER	
				SEE TABLE		GENERAL MARKET		1 OF 2	

PART NUMBER	CKT SIZE	A	B
87758-02**	2	NA	NA
87758-04**	4	NA	2.00
87758-06**	6	NA	4.00
87758-08**	8	7.90	6.00
87758-10**	10	9.90	8.00
87758-12**	12	11.90	10.00
87758-14**	14	13.90	12.00
87758-16**	16	15.90	14.00
87758-18**	18	17.90	16.00
87758-20**	20	19.90	18.00
87758-22**	22	21.90	20.00
87758-24**	24	23.90	22.00
87758-26**	26	25.90	24.00
87758-28**	28	27.90	26.00
87758-30**	30	29.90	28.00
87758-32**	32	31.90	30.00
87758-34**	34	33.90	32.00
87758-36**	36	35.90	34.00
87758-38**	38	37.90	36.00
87758-40**	40	39.90	38.00
87758-42**	42	41.90	40.00
87758-44**	44	43.90	42.00
87758-46**	46	45.90	44.00
87758-48**	48	47.90	46.00
87758-50**	50	49.90	48.00

CKT SIZE	PART NO. WITH CAP IN TUBE	PART NO. WITH CAP IN TAPE/REEL	PLATING TYPE
8	87758-0814	87758-0815	**16
22	87758-5126	87758-5111	MOLEX INC.



THIS DRAWING CONTAINS INFORMATION THAT IS PROPRIETARY TO MOLEX ELECTRONIC TECHNOLOGIES, LLC AND SHOULD NOT BE USED WITHOUT WRITTEN PERMISSION

DIMENSION UNITS	SCALE	CURRENT REV DESC: REMASTERED IN NX	<b>molex</b>		
mm	NTS				
GENERAL TOLERANCES (UNLESS SPECIFIED)			SALES DRAWING		
			2MM DUAL ROW SINGLE WAFER, VERTICAL T/H HDR		
			PRODUCT CUSTOMER DRAWING		
4 PLACES	±		DOCUMENT NUMBER		
3 PLACES	±		DOC TYPE		
2 PLACES	±	0.2	DOC PART		
1 PLACE	±		REVISION		
0 PLACES	±		SD-87758-107		
ANGULAR TOL ± 3.0°			PSD		
DRAFT WHERE APPLICABLE MUST REMAIN WITHIN DIMENSIONS			001		
THIRD ANGLE PROJECTION			A5		
DRAWING			SERIES		
A3-SIZE			87758		
MATERIAL NUMBER			CUSTOMER		
SEE TABLE			GENERAL MARKET		
SHEET NUMBER			2 OF 2		

DOCUMENT STATUS	P1	RELEASE DATE	2018/07/19	05:01:08
-----------------	----	--------------	------------	----------