

**C/A-501X, C/A-521X SINGLE DIGIT DISPLAY**


Shape	Part No.		Chip		Wave Length $\lambda_p$ (nm)	Electro-Optical Characteristics			Fig. No.
	Common Cathode	Common Anode	Raw Material	Emitted Color		Vf(V)20mA		Iv(ucd)10mA	
						Typ.	Max.	Typ.	
	C-501H	A-501H	GaP	Red	700	2.1	2.8	650	D7
	C-501E	A-501E	GaAsP/GaP	Hi. effi Red	635	2.0	2.8	2000	
	C-501G	A-501G	GaP	Green	565	2.1	2.8	2000	
	C-501Y	A-501Y	GaAsP/GaP	Yellow	585	2.1	2.8	1600	
	C-501SR	A-501SR	GaAlAs	Super Red	660	1.8	2.4	21000	
	C-521H	A-521H	GaP	Red	700	2.1	2.8	650	D8
	C-521E	A-521E	GaAsP/GaP	Hi. effi Red	635	2.0	2.8	2000	
	C-521G	A-521G	GaP	Green	565	2.1	2.8	2000	
	C-521Y	A-521Y	GaAsP/GaP	Yellow	585	2.1	2.8	1600	
	C-521SR	A-521SR	GaAlAs	Super Red	660	1.8	2.4	21000	

Fig.D7

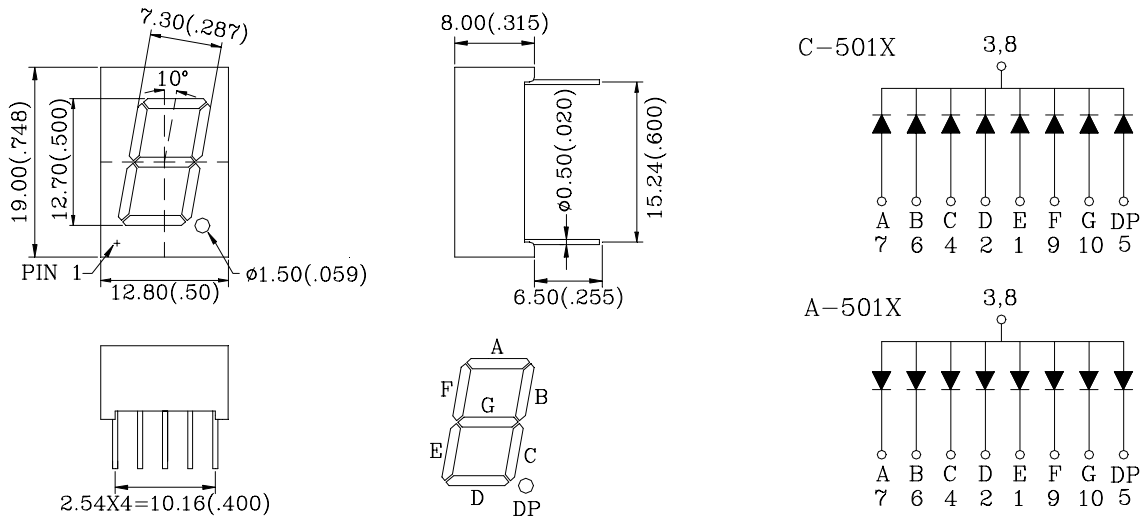
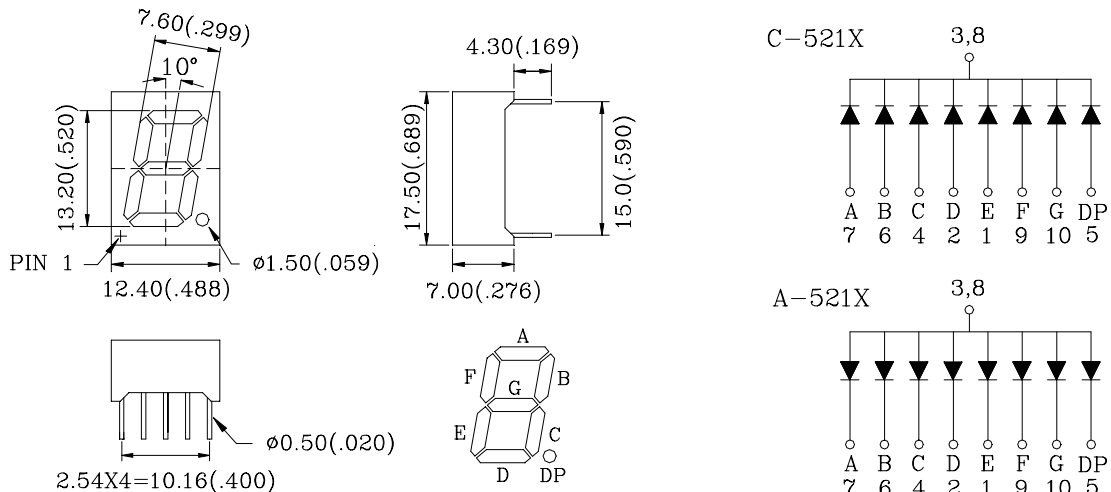


Fig.D8



1. All dimension are in millimeters (inches).  
2. Tolerance is  $\pm 0.25$  mm (0.01") unless otherwise specified.