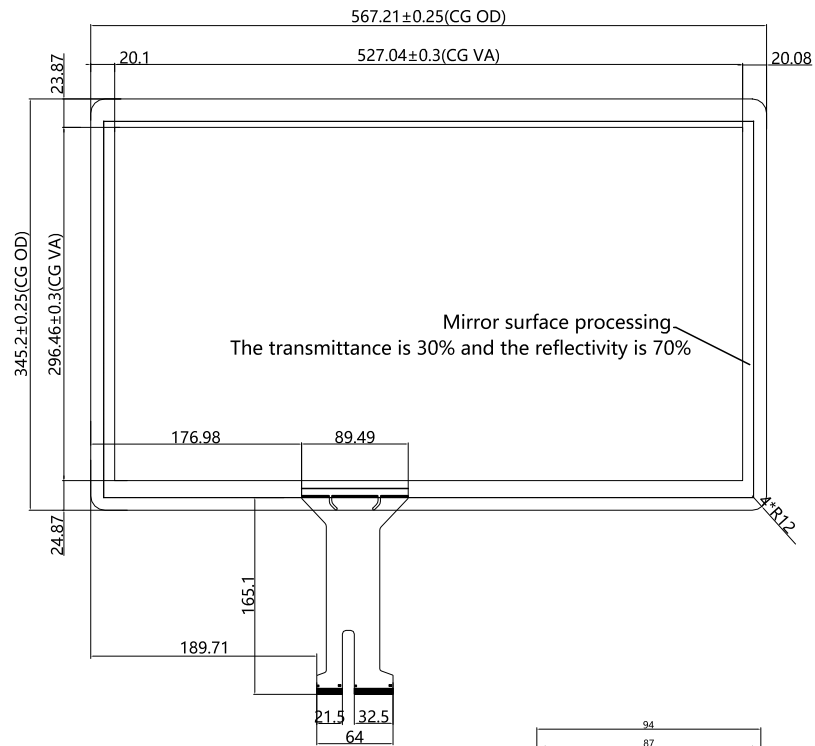
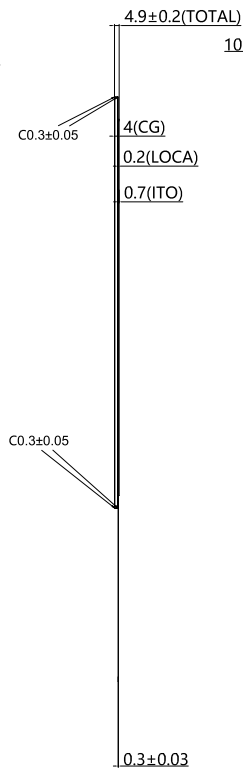


Ver.	Modify No.	Details	Area	P.I.C	Date

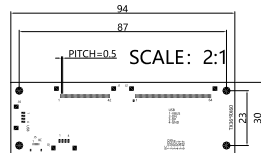
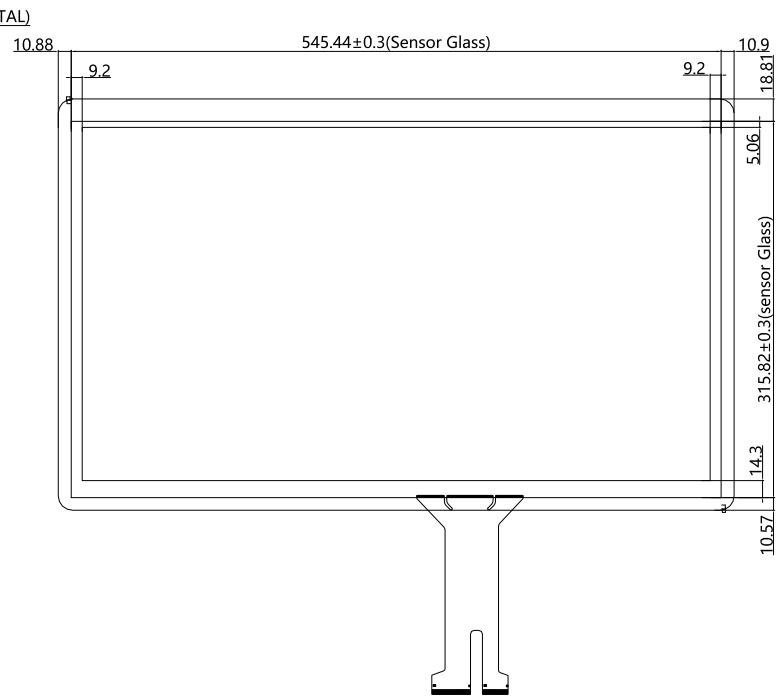
Front View



Side View



Back View



J1 (USB)

PIN	Definition
1	VDD/5V
2	D-
3	D+
4	GND

Technical Datasheet:

1. Structure: Cover Glass+LOCA+ITO Glass
2. Controller: BTP-GG-CTR-ILI-238B-R02 COB
3. Controller IC: ILI 2510
4. Cover Glass: T=4mm, Mirror glass
5. Light transmittance: ≥85%
6. Working Temperature: -20°C~+80°C, ≤85%RH;
7. Storage Temperature: -30°C~+80°C, ≤85%RH;
8. Unmarked Tolerance: ± 0.3 mm;
9. All material used conform to RoHS standards

Touch Panel Structure

TOP	
-----Cover	4.0mm
-----UV	0.2mm
-----ITO	} 0.7mm
-----Sensor glass	
-----ITO	
BOTTOM	

Designed by:	Curry.Wang
Checked by:	Betty.Fu
Approved by:	Cale.Chen
Workmanship:	Tina.Xin
Standardization:	Link.Chen
Released by:	Rocky.Liu

Part No.	BTP-GG-TPB-23.8-ILI-R02		
Product Name: 23.8 inch MIRROR TOUCH PANEL	Drawing No.	G238B04211117R02	
	Project Code.	G238B04R02	
Business Unit: SNT-BTP	Period Mark	View Angle	Ratio
	A		1:1
BOM Code	1.12.238.04.0102	Page 1	Total 1 Page
Product Series	BTP-GG	思诺泰科创电子(苏州)有限公司 SINOTRONICS INC.	