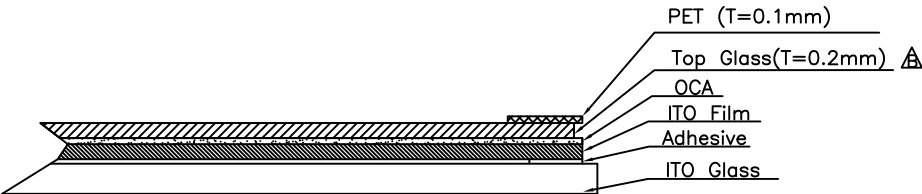
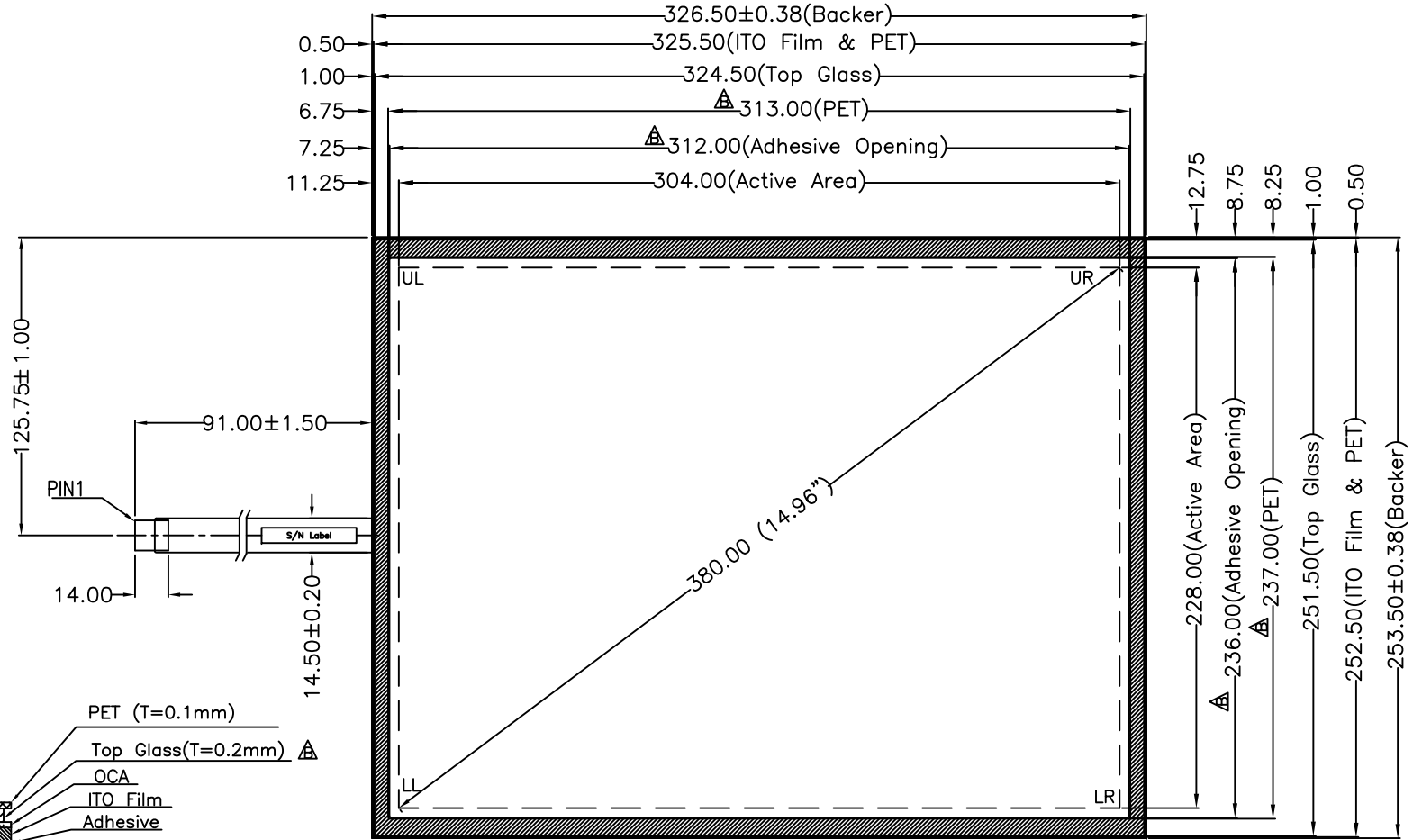
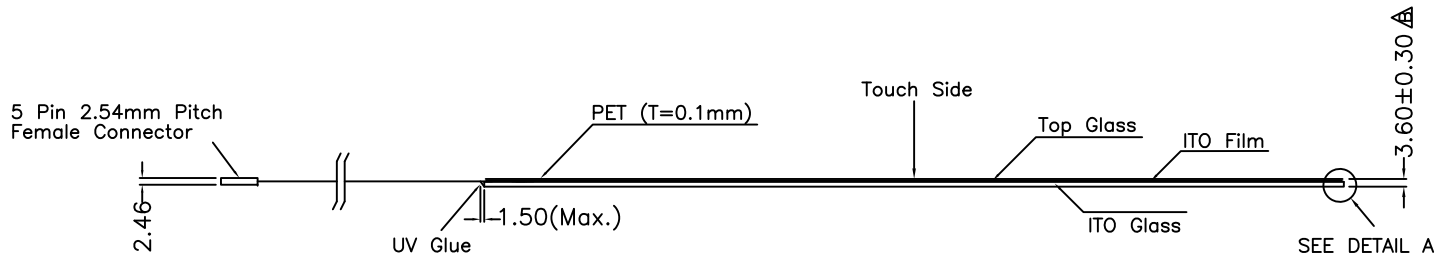


TOUCH SIDE VIEW

Pin#	Assignment
1	UR
2	LR
3	S
4	UL
5	LL



DETAIL A



NOTES:

1. ITO GLASS THICKNESS : 2.80mm
 2. OVERALL THICKNESS : 3.60±0.30mm
 3. CONNECTOR AND PINOUT AS INDICATED
 4. TOP GLASS SURFACE TYPE : CLEAR
 5. TAIL TYPE : IMMERSION GOLD PLATED FPC WITH AMP-COMPATIBLE TIN PLATED CONTACTS
 6. OTHER SPEC : SEE APPROVAL SHEET
- * PLEASE REFER TO GFG INTEGRATION GUIDE BEFORE ASSEMBLY FOR SPECIAL ATTENTION.



B.	APR 20, 2011	MODIFY PET & ADHESIVE OPENING DIMENSIONS	Grace										
A.	JUN 29, 2010	MODIFY 0.2mm TOP GLASS	Alex										
NO.	DATE	DESCRIPTION	CHK										
REVISION													
CHIEF OF DESIGN		APPROVED	Grace										
ENGINEER		PROJECT MANAGER											
DRAWN BY	Ruru	DATE	JUN. 01, 2012										
SHT	1 OF 1	REV.	B										
			<table border="1"> <thead> <tr> <th colspan="2">TOLERANCES UNLESS SPECIFIED</th> </tr> </thead> <tbody> <tr> <td>.X</td> <td>± 0.50</td> </tr> <tr> <td>.XX</td> <td>± 0.50</td> </tr> <tr> <td>.XXX</td> <td>± 0.30</td> </tr> <tr> <td>ANGULAR</td> <td></td> </tr> </tbody> </table>	TOLERANCES UNLESS SPECIFIED		.X	± 0.50	.XX	± 0.50	.XXX	± 0.30	ANGULAR	
TOLERANCES UNLESS SPECIFIED													
.X	± 0.50												
.XX	± 0.50												
.XXX	± 0.30												
ANGULAR													
			<table border="1"> <tr> <td>MODEL NAME</td> <td>: 16004-00</td> </tr> <tr> <td>DWG NO</td> <td>: 16004-2-012</td> </tr> <tr> <td>SCALE</td> <td>: 1:1 UNIT: mm</td> </tr> </table>	MODEL NAME	: 16004-00	DWG NO	: 16004-2-012	SCALE	: 1:1 UNIT: mm				
MODEL NAME	: 16004-00												
DWG NO	: 16004-2-012												
SCALE	: 1:1 UNIT: mm												

Apex Material Technology Corp.