


DATASHEET

High Bay Lens

S01.01.01.003 _SS-50X50-4-10

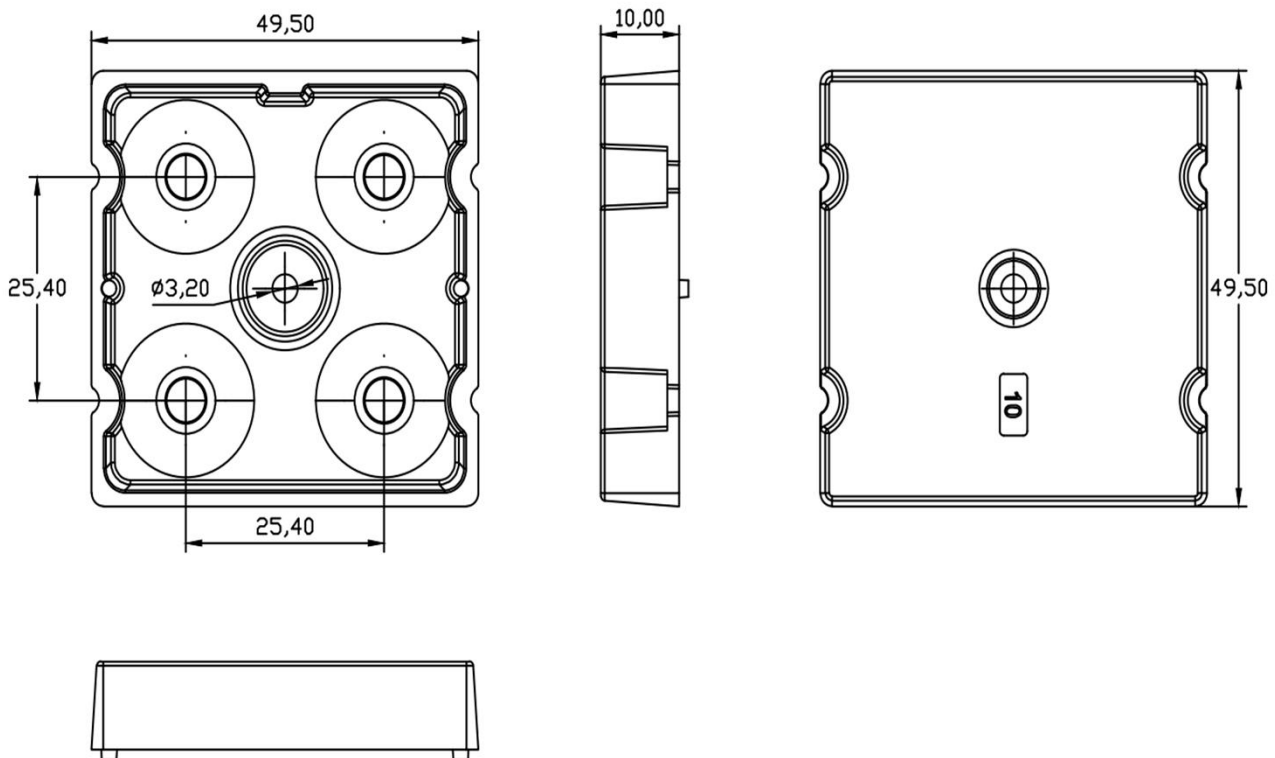
1. General Information

- ✓ Lens Material: PC
- ✓ Size: 50X50 (mm)
- ✓ Beam angle: 10°
- ✓ Design LED: CREE XPE 3535
- ✓ Compatible LED size: 5050
- ✓ Efficiency: 92%
- ✓ Fasten: Screw
- ✓ IP class: N/A
- ✓ Seal: N/A
- ✓ RoHS: YES
- ✓ Color: Matt



2. MECHANICAL SPECIFICATION

UNIT:MM



3.OPTICAL DATA

1) Simulation Data

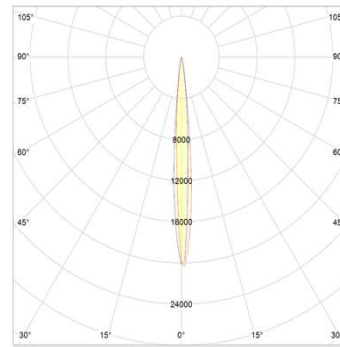
Brand: CREE XPE

LED model: 3535

Light colour: Wihite

FWTM: H18.6°,V18.4°

FWHM: H8.6°,V8.6°



2) Test Data

Brand: Not simulate

LED model: Not simulate

Light colour: Not simulate

FWTM: Not simulate

FWHM: Not simulate

4.Usage and Maintenance

- 1) If necessary, clean lenses with mild soap, water and soft cloth.
- 2) Never use any commercial cleaning solvents on lenses, like alcohol.
- 3) Please handle lens with wearing gloves, skin oils may damage lens or its optical characteristic.

5.Note

Please test the data again before using. The chart data is for reference only.