

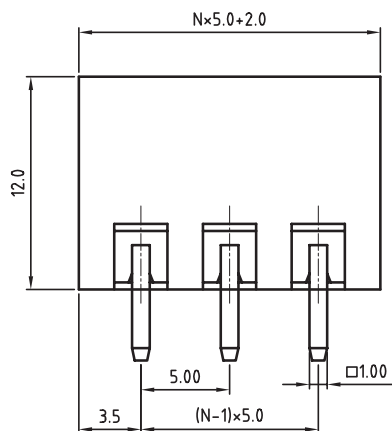
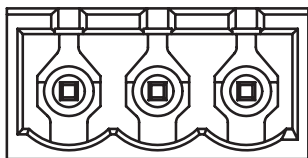
1

2

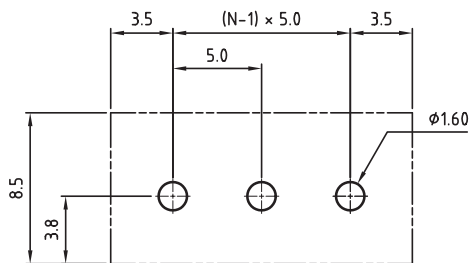

3

4

5



N = Number of contacts



PCB LAYOUT - COMPONENT VIEW

TECHNICAL CHARACTERISTICS

MATERIAL
 INSULATOR: PBT
 FLAMABILITY RATING: UL94-V0
 COLOR: GREEN
 CONTACT: BRASS
 SOLDER TAIL PLATING: TIN

ENVIRONMENTAL
 OPERATING TEMPERATURE: -40 UP TO 105°C
 COMPLIANCE: LEAD FREE AND ROHS

ELECTRICAL	cULus	VDE
CURRENT RATING:	20A	20A
WORKING VOLTAGE:	300VAC	300VAC
WITHSTANDING VOLTAGE:	1.6KV	2.5KV
CONTACT RESISTANCE: □	20 mOhm max	

STANDARD

ULus CERTIFIED E315414 / MODEL NUMBER 3117

RoHS CERTIFIED 40023195 / MODEL NUMBER 3117

MECHANICAL
 PITCH: 5.00MM

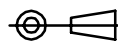
SOLDERING: WAVE PROCESS ONLY

PACKAGING: BOX

SERIE 3117

RoHS Compliant

PROJECTION:



GENERAL TOLERANCE

.X = +/- 0.2

.XX = +/- 0.15



APPROVAL: RJ

UNIT: MM

SCALE:

SHEET: 1/1

DRAW: MARVIN

DESCRIPTION: SERIE 3117 - 5.00MM CLOSE VERTICAL PCB HEADER
 WR-TBL

WERI PART NO: 691 311 700 1xx

SIZE

A4

G			
F			
E			
D			
C			
B	13-OCT-09	STANDARD	JP
A□	04-NOV-08□	PDF□ □	JP
REV	DATE	FILE	BY