倍仕得电气科技(杭州)股份有限公司
BEISIT ELECTRIC TECH (HANGZHOU) CO.,LTD.



Heavy-Duty Connectors
重载连接器

HANGZHOU • CHINA

倍仕得园区鸟瞰图

Beisit factory Aeroview

做人，把人品做好，

做企业，把产品做好。

董事长：

产品合集
Product Collection

品牌解析
Brand Definition

"I" stands for "Integrity 诚信"
"I" stands for "International 国际"
"BEST": Best 最好

做诚信的国际企业，以更好的品质服务客户
Functions as an international company of high integrity whose misson is to provide customer with finest products and services

倍仕得

倍：即多，广聚英才；加倍，业精于勤；倍增，高效发展
pronounced as "bei", means “more”, gathering more talents;mastery of work comes from more diligence; developing with high efficiency.

仕：人才，德才兼备；仕途，个人和企业前景光明
pronounced as "shi", means“talents”， a person with ability and integrity; Both enterprise and individual should have a bright future, indicating the idea of people-oriented.

得：拥有，拥有更高价值
pronounced as "de",means “possess”, to create and possess higher value.

广聚英才，共创美好未来
Gather a large number of talents, and create a glorious future

企业认证
Company Certifications

IATF 16949 IATF

IRIS Certification

ISO 9001

ISO 45001

信息化系统
Informatization System

高效快捷的信息化系统
Efficient and fast Informatization system.

企业文化
Corporate Culture

倍仕得使命：为全球工业提供最可靠的连接器产品
Mission: To supply most reliable connectors for global industry.

客户价值观：敬畏客户；为客户创造独特价值的决心不动摇
Customer Value: Revere clients; Never waver in determination to create unique value for our clients.

品质价值观：品质如命，只有一次；做出100%合格产品的决心不动摇
Quality Value: Quality as life, only once. Never waver in determination to produce 100% qualified products.



目录 Contents

产品介绍 Product introduction

01 重载连接器概述
> Heavy-Duty connectors introduction

02 产品型号描述说明
> Product model description

06 产品组合示例
> How to order connectors

07 电气参数及产品组合规则说明
> Electrical Parameters and Product Combination Possibilities

09 连接技术信息
> Connection Technology Information

接插芯件 Contact inserts

13 接插芯件-HA
> Contact inserts-HA

18 接插芯件-HE
> Contact inserts-HE

31 接插芯件-HEE
> Contact inserts-HEE

39 接插芯件-HEEE
> Contact inserts-HEEE

44 接插芯件-HD
> Contact inserts-HD

55 接插芯件-HDD
> Contact inserts-HDD

63 接插芯件-HDDD
> Contact inserts-HDDD

67 接插芯件-HSB
> Contact inserts-HSB

70 接插芯件- HK
> Contact inserts- HK

74 接插芯件- HQ
> Contact inserts- HQ

96 金属模块框架
> Metal module frame

99 金属模块框架 / 空置模块
> Metal module frame / Filling module

100 金属对接框架
> Metal docking frame

101 塑料浮动框架
> Plastic floating frame

103 冷压型模块- HCM
> Crimp Module- HCM

107 接插芯件- HM
> Contact inserts- HM

外壳 Housing

155 外壳
> Housings

156 外壳-3A
> Housings-3A

160 外壳-10A
> Housings-10A

162 外壳-16A
> Housings-16A

164 外壳32A
> Housings-32A

166 外壳-6B
> Housings-6B

170 外壳-10B
> Housings-10B

179 外壳-16B
> Housings-16B

188 外壳-24B
> Housings-24B

198 外壳-32B
> Housings-32B

202 外壳-48B
> Housings-48B

203 HC塑料外壳
> Plastic Hoods &Housings

工具 Tools

204 工具
> Tools

技术指导 Technical guidance

205 金属材料
> Metal Materials

206 塑料材料
> Plastic Materials

208 IP防护等级
> IP Protection Classification

209 IEC60664-1 技术信息
> IEC60664-1 Technical information

211 IEC60352-2 技术信息
> IEC60352-2 Technical information

BEISIT重载连接器 (HDC) 遵循 IEC 61984 电气安全规范设计和制造，用于传输电源、信号和数据的快速可靠的连接，HDC 重载连接器具备很高的防护等级，即使在最恶劣的环境条件下，也能正常工作。适用于轨道交通，电力工程、智能制造等需要可靠、坚固和可插拔电气连接的任何地方。

BEISIT heavy-duty connectors (HDC) are designed and manufactured in accordance with IEC 61984 electrical safety specifications for fast and reliable connections that transmit power, signals and data, HDC have a high degree of protection, even in the harshest It can also work normally under ambient conditions. Suitable for rail transit, power engineering, smart manufacturing, etc. wherever reliable, robust and pluggable electrical connections are required.

产品范围覆盖了几乎所有适用类型的连接器并采用不同上壳和底座类型，比如HA，HB系列的金属和塑料外壳，不同大小和出线方向上壳，开孔安装底座和表面安装底座，即使在严苛的条件下，连接器也可以安全地完成任务。

The product range covers almost all applicable types of connectors and uses different hoods and housing types, such as metal and plastic hoods & housings of the HA, HB series, different cable directions, bulkhead mounted and surface mounted housings even in In harsh conditions, the connector can also safely complete the task.

我们能提供从HA（通用10A），HE（通用16A），HK(强弱电混装), HQ（电机/电源）等主要产品系列。
插针数量：1 到 400 + PE； 额定电压：25 V 至 5000 V； 额定电流：5 A 至 350 A；连接类型主要有压接接线方式，和现场装配的接线方式。

We can provide main product series from HA (general purpose 10A), HE (general purpose 16A), HK (high and low current mixed), HQ (motor/power supply). Number of pins: 1 to 400 + PE; Rated voltage: 25 V to 5000 V; Rated current: 5 A to 350 A;
The connection types mainly include crimping wiring and field assembly wiring.

使用连接器的优点 Advantages of using connectors

连接器使在现场安装机械设备的过程变得更加轻松。
Connectors make the process of installing mechanical equipment in the field easier.

在工厂车间/生产设施中预先安装组建，缩短建设周期。
Pre-install components on the factory /production facility to shorten the construction period.

在出现故障时更快地拆卸和重新安装设备，实现快速的机器设备/生产单元的更换和维修。
Faster removal and re-installation of equipment in the event of a failure, enabling rapid machine equipment/production cell replacement and repair.

提高机器和设施的安全性/为未经培训的电工人员也可以轻松操作。
Improve machine and facility safety/easy operation for untrained workers.

产品型号描述说明
Product model description

上壳 Hoods

HxxB P - SO - xP - Mxx

接口类型 Thread Type

M	M螺纹 Thread
PG	PG螺纹 Thread
B	波纹管 Bellows

扣合方式 Fastening Method

1L	1套铁镀锌锁扣 1 Locking levers Iron galvanized	2L	2套铁镀锌锁扣 2 Locking Levers Iron Galvanized
1LP	1套塑料锁扣 1 Locking levers Plastic	2LP	2套塑料锁扣 2 Locking Levers Plastic
1LS	1套不锈钢锁扣 1 Locking levers Stainless Steel	2LS	2套不锈钢锁扣 2 Locking Levers Stainless Steel
		2P	1对压铸柱子 1 Pair of Die-cast Columns
4P	2对压铸柱子 2 Pairs of Die-cast Columns	2PR	1对铆压柱子 1 Pair of Riveted Columns
4PR	2对铆压柱子 2 Pairs of Riveted Columns	2B	2个螺栓 2 Bolts
		2LB	2个长螺栓 2 Long Bolts

结构 Structure

CTC	线对线 Cable to Cable
CTCH	线对线高结构 Cable to Cable High Structure
SO	侧出线 Side Entry
SOH	侧出线高结构 Side Entry High Structure
TO	顶出线 Top Entry
TOH	顶出线高结构 Top Entry High Structure

特征符号 Characteristic Symbol

P	塑料 Plastic
E	EMC
M	恶劣环境 Harsh environment

系列号 Series No

HxxA	Size A系列 Series
HxxB	Size B系列 Series
HPRxxA	Size HPRA系列 Series
HPRxxB	Size HPRB系列 Series
HC	紧凑系列 Compact Series

模块插芯 Modules

HMxx - 40 - xxx - M - 1

序列号 Serial Number

类型 Type

M	螺钉插针插芯 Screw Insert for Male Contacts
F	螺钉插孔插芯 Screw Insert for Female Contacts
MC	冷压插针插芯 Crimp Insert for Male Contacts
FC	冷压插孔插芯 Crimp Insert for Female Contacts
MS	弹片插针插芯 Cage-Clamp Insert for Male Contacts
FS	弹片插孔插芯 Cage-Clamp cContact Insert for Female Contacts

PIN数 Pin Number

003	3PIN
004	4PIN
006	6PIN

电流 Current

空Blank	＜40A
40	40A
70	70A
100	100A
200	200A
300	300A

系列号 Series No

下壳 Housings

HxxB P - SO - xL - xxx - Mxx

接口类型 Thread Type

M	M螺纹 Thread
PG	PG螺纹 Thread
B	波纹管 Bellows

保护盖样式 Dust Cover Style

PC	塑料盖 Plastic Cap
PC2	塑料盖形式2 Plastic Cap
PCG	塑料盖+密封圈 Plastic Cap,Gasket Ring
MC	金属盖 Metal Cover
MCG	金属盖+密封圈 Metal Cover,Gasket Ring

扣合方式 Fastening Method

1L	1套铁镀锌锁扣 1 Locking levers Iron galvanized
1LP	1套塑料锁扣 1 Locking levers Plastic
1LS	1套不锈钢锁扣 1 Locking levers Stainless Steel
4P	2对压铸柱子 2 Pairs of Die-cast Columns
4PR	2对铆压柱子 2 Pairs of Riveted Columns
2L	2套铁镀锌锁扣 2 Locking Levers Iron Galvanized
2LP	2套塑料锁扣 2 Locking Levers Plastic
2LS	2套不锈钢锁扣 2 Locking Levers Stainless Steel
2P	1对压铸柱子 1 Pair of Die-cast Columns
2PR	1对铆压柱子 1 Pair of Riveted Columns
2B	2个螺栓 2 Bolts
2LB	2个长螺栓 2 Long Bolts

安装方式与结构 Structure

OM	不封底 Open Mounted
OMS	不封底侧方安装插芯 Open Mounted for Side installed inserts
OMH	不封底高结构 Open Mounted ,High Structure
SM	封底 Surface Mounted
SMS	封底侧方安装插芯 Surface Mounted for Side installed inserts
SMH	封底高结构 Surface Mounted, High Structure

特征符号 Characteristic Symbol

P	塑料 Plastic
E	EMC
M	恶劣环境 Harsh environment

系列号 Series No

HxxA	Size A系列 Series
HxxB	Size B系列 Series
HPRxxA	Size HPRA系列 Series
HPRxxB	Size HPRB系列 Series
HC	紧凑系列 Compact Series

保护盖 Cover

HxxB - PC - xP - Nxx

附件 Accessories

N	1根尼龙绳 Nylon Rope
NT	1根尼龙绳+端子 Nylon Rope+Terminal
NG	1根尼龙绳+密封圈 Nylon Rope+
NTG	1根尼龙绳+端子+密封圈 Nylon Rope+Terminal
M	1根金属绳 Metal Rope
MT	1根金属绳+端子 Metal Rope+Terminal
MG	1根金属绳+密封圈 Metal Rope+Seal
MTG	1根金属绳+端子+密封圈 Metal Rope Terminal+Seal

扣合方式 Fastening Method

1L	1套铁镀锌锁扣 1 Locking levers Iron galvanized
1LP	1套塑料锁扣 1 Locking levers Plastic
1LS	1套不锈钢锁扣 1 Locking levers Stainless Steel
4P	2对压铸柱子 2 Pairs of Die-cast Columns
4PR	2对铆压柱子 2 Pairs of Riveted Columns
2L	2套铁镀锌锁扣 2 Locking Levers Iron Galvanized
2LP	2套塑料锁扣 2 Locking Levers Plastic
2LS	2套不锈钢锁扣 2 Locking Levers Stainless Steel
2P	1对压铸柱子 1 Pair of Die-cast Columns
2PR	1对铆压柱子 1 Pair of Riveted Columns
2B	2个螺栓 2 Bolts
2LB	2个长螺栓 2 Long Bolts

保护盖 Protective Cover

PC	塑料保护盖 Plastic Cover
MC	金属保护盖 Metal Cover
MMC	恶劣环境使用的金属保护盖 Protective cover

系列号 Series No

HxxA	Size A系列 Series
HxxB	Size B系列 Series
HPRxxA	Size HPRA系列 Series
HPRxxB	Size HPRB系列 Series
HC	紧凑系列 Compact Series

常规插芯 Inserts

Hxxx - xxx - Mx

类型 Type

M	螺钉插针插芯 Screw Insert for Male Contacts
F	螺钉插孔插芯 Screw Insert for Female Contacts
MC	冷压插针插芯 Crimp Insert for Male Contacts
FC	冷压插孔插芯 Crimp Insert for Female Contacts
MS	弹片插针插芯 Cage-Clamp Insert for Male Contacts
FS	弹片插孔插芯 Cage-Clamp cContact Insert for Female Contacts

PIN数 Pin Number

003	3PIN
004	4PIN
006	6PIN

系列号 Series No

HA	HA系列 Series
HE	HE系列 Series
HD	HD系列 Series
HQ	HQ系列 Series
HK	HK系列 Series
HSB	HSB系列 Series

产品型号描述说明
Product model description

模块框架 Frame for Modules

Hxxx - xx - xx - 1

序列号 Serial Number

特征 Characteristic

M	公 Male
F	母 Female
MF	不分 Not Defined
ADK	对接框架 Hinged Frame

位数 Module Number

01	一位 1 Module
02	两位 2 Modules
03	三位 3 Modules
04	四位 4 Modules
06	六位 6 Modules

系列号 Series No

HxxB	HxxB系列 Series
HMDF	HMDF金属浮动框架系列 Metal Docking Frame Series
HPDF	HPDF塑料浮动框架系列 Plastic Docking Frame Series

插针/插孔 Contacts

xSM - xxx

适配导体 Suitable Conduct

0.37	0.37mm²
0.5	0.5mm²
0.75	0.75mm²

形式 Type

SSM	5A镀银插针 Silver -Plated Male Contact
SSF	5A镀银插孔 Silver -Plated Female Contact
SGM	5A镀金插针 Gold-Plated Male Contact
SGF	5A镀金插孔 Gold-Plated Female Contact
DSM	10A镀银插针 Silver -Plated Male Contact
DSF	10A镀银插孔 Silver -Plated Female Contact
DGM	10A镀金插针 Gold-Plated Male Contact
DGF	10A镀金插孔 Gold-Plated Female Contact
ESM	16A镀银插针 Silver -Plated Male Contact
ESF	16A镀银插孔 Silver -Plated Female Contact
EGM	16A镀金插针 Gold-Plated Male Contact
EGF	16A镀金插孔 Gold-Plated Female Contact
CSM40	40A镀银插针 Silver -Plated Male Contact
CSF40	40A镀银插孔 Silver -Plated Female Contact
CSM70	70A镀银插针 Silver -Plated Male Contact
CSF70	70A镀银插孔 Silver-Plated Female Contact
CSM100	100A镀银插针 Silver -Plated Male Contact
CSF100	100A镀银插孔 Silver -Plated Female Contact
CSM200	200A镀银插针 Silver -Plated Male Contact
CSF200	200A镀银插孔 Silver -Plated Female Contact
CSM300	300A镀银插针 Silver -Plated Male Contact
CSF300	300A镀银插孔 Silver -Plated Female Contact

产品组合示例
How to order connectors

格兰头 Cable Gland	BEISIT提供各种材质与功能的格兰头。 BEISIT is a professional manufacturer in cable glands with various materials and functions.

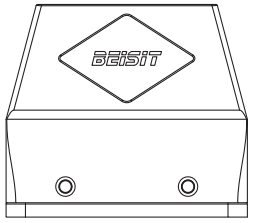

上壳体 Hood	根据不同空间选择高结构、低结构、侧出线、顶出线和相应的IP等级。 According to different spaces, you can choose: 1.low or high construction 2.top or side cable entry 3.IP protection

插针 Male contacts	根据不同性能选择镀金、镀银的表面处理方式。 Silver plated/gold plated.

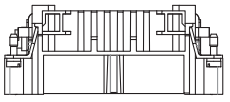

公插芯 Male insert	根据不同接线要求选择螺钉、弹片、冷压接线方式。 According to wiring requirements, screw terminal or crimp terminal or cage-clamp terminal.

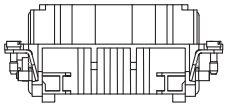

母插芯 Female insert	根据不同接线要求选择螺钉、弹片、冷压接线方式。 According to wiring requirements, screw terminal or crimp terminal or cage-clamp terminal.

插孔 Female Contacts	根据不同性能选择镀金、镀银的表面处理方式。 Silver plated/gold plated.

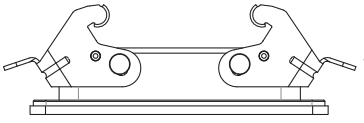

下壳体 Housings	不封底下壳体适用于开孔安装。 封底下壳体适用于表面安装，同时使用BEISIT的格兰头时电缆可获得更好的保护效果。 Housing (bulkhead mounting). Covered shell is suitable for surface installation, and the cable can be better protected when using BEISIT's cable gland.

型号 Series	针数 Number of Contacts	额定电流 Rated Current	额定电压 Rated Voltage	接线方式 Wiring Method	适配接触件 Available Contacts	适配外壳 Suitable Housing & Hood sSeries
HA-003	3+PE	10A	250V	螺钉 Screws	/	H3A
HA-004	4+PE	10A	250V	螺钉 Screws	/	H3A
HA-010	10+PE	16A	250V	螺钉/冷压 Screws/Crimping/Cage Clamp	ESM/F EGM/F	H10A
HA-016	16+PE	16A	250V	螺钉/冷压 Screws/Crimping/Cage Clamp	ESM/F EGM/F	H16A
HA-032	32+PE	16A	250V	螺钉/冷压 Screws/Crimping/Cage Clamp	ESM/F EGM/F	H32A
HE-006	6+PE	16A	500V	螺钉/冷压/弹片 Screws/Crimping/Cage Clamp	ESM/F EGM/F	H6B
HE-010	10+PE	16A	500V	螺钉/冷压/弹片 Screws/Crimping/Cage Clamp	ESM/F EGM/F	H10B
HE-016	16+PE	16A	500V	螺钉/冷压/弹片 Screws/Crimping/Cage Clamp	ESM/F EGM/F	H16B
HE-024	24+PE	16A	500V	螺钉/冷压/弹片 Screws/Crimping/Cage Clamp	ESM/F EGM/F	H24B
HE-032	32+PE	16A	500V	螺钉/冷压/弹片 Screws/Crimping/Cage Clamp	ESM/F EGM/F	H32B
HE-048	48+PE	16A	500V	螺钉/冷压/弹片 Screws/Crimping/Cage Clamp	ESM/F EGM/F	H48B
HEE-010	10+PE	16A	500V	冷压 Crimping	ESM/F EGM/F	H6B
HEE-018	18+PE	16A	500V	冷压 Crimping	ESM/F EGM/F	H10B
HEE-032	32+PE	16A	500V	冷压 Crimping	ESM/F EGM/F	H16B
HEE-046	46+PE	16A	500V	冷压 Crimping	ESM/F EGM/F	H24B
HEE-064	64+PE	16A	500V	冷压 Crimping	ESM/F EGM/F	H32B
HEE-092	92+PE	16A	500V	冷压 Crimping	ESM/F EGM/F	H48B
HEEE-040	40+PE	16A	500V	冷压 Crimping	ESM/F EGM/F	H16B
HEEE-064	64+PE	16A	500V	冷压 Crimping	ESM/F EGM/F	H24B
HEEE-080	80+PE	16A	500V	冷压 Crimping	ESM/F EGM/F	H32B
HEEE-128	128+PE	16A	500V	冷压 Crimping	ESM/F EGM/F	H48B
HD-007	7+PE	10A	250V	冷压 Crimping	DSM/F DGM/F	H3A
HD-008	8	10A	-120~50V	冷压 Crimping	DSM/F DGM/F	H3A
HD-015	15+PE	10A	250V	冷压 Crimping	DSM/F DGM/F	H10A
HD-025	25+PE	10A	250V	冷压 Crimping	DSM/F DGM/F	H16A

型号 Series	针数 Number of Contacts	额定电流 Rated Current	额定电压 Rated Voltage	接线方式 Wiring Method	适配接触件 Available Contacts	适配外壳 Suitable Housing & Hood Series
HD-040	40+PE	10A	250V	冷压 Crimping	DSM/F DGM/F	H16B
HD-050	50+PE	10A	250V	冷压 Crimping	DSM/F DGM/F	H32A
HD-064	64+PE	10A	250V	冷压 Crimping	DSM/F DGM/F	H24B
HD-080	80+PE	10A	250V	冷压 Crimping	DSM/F DGM/F	H32B
HD-128	128+PE	10A	250V	冷压 Crimping	DSM/F DGM/F	H48B
HDD-024	24+PE	10A	250V	冷压 Crimping	DSM/F DGM/F	H6B
HDD-042	42+PE	10A	250V	冷压 Crimping	DSM/F DGM/F	H10B
HDD-072	72+PE	10A	250V	冷压 Crimping	DSM/F DGM/F	H16B
HDD-108	108+PE	10A	250V	冷压 Crimping	DSM/F DGM/F	H24B
HDD-144	144+PE	10A	250V	冷压 Crimping	DSM/F DGM/F	H32B
HDD-216	216+PE	10A	250V	冷压 Crimping	DSM/F DGM/F	H48B
HDDD-055	55+PE	10A	250V	冷压 Crimping	DSM/F DGM/F	H6B
HDDD-075	75+PE	10A	250V	冷压 Crimping	DSM/F DGM/F	H10B
HDDD-107	107+PE	10A	250V	冷压 Crimping	DSM/F DGM/F	H16B
HSB-006	6+PE	35A	690V	螺钉 Screws	/	H16B
HSB-012	12+PE	35A	690V	螺钉 Screws	/	H32B
HK-4/0	4+PE	80A	830V	螺钉 Screws	/	H16B
HK-4/2	4/2+PE	80/16A	830/400V	螺钉 Screws	/	H16B
HK-4/8	4/8+PE	80/16A	830/400V	螺钉 Screws	/	H24B
HQ-005	5+PE	16A	230/400V	冷压 Crimping	ESM/F EGM/F	H3A
HQ-007	7+PE	10A	400V	冷压 Crimping	DSM/F DGM/F	H3A
HQ-012	12+PE	10A	400V	冷压 Crimping	DSM/F DGM/F	H3A
HQ-008	8+PE	16A	500V	冷压 Crimping	ESM/F EGM/F	HC
HQ-004/2	4/2+PE	40/10A	400/690V	冷压 Crimping	CSM40/F CGM40/F DSM/F DGM/F	HC
HQ-021	21+PE	6.5A	50V	冷压 Crimping	SSM/F SGM/F	H3A

螺钉连接参数信息 Screws Connection Parameters

螺钉尺寸对应的参数 Parameters Corresponding to Screws Size

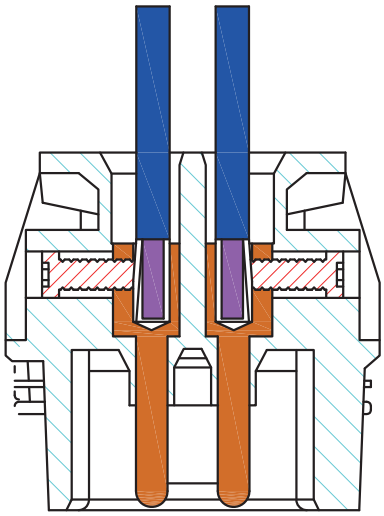

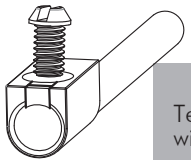

有压线保护
Terminals with wire protection

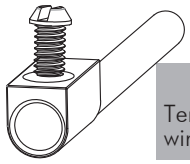

无压线保护
Terminals without wire protection

导线导体规格mm² Wire Gauge	1.5	2.5	4	6	10	16
螺钉规格 Screws Thread	M3	M3	M3.5	M4	M4	M6
测试力矩 Test Torque (Nm)	0.5	0.5	0.8	1.2	1.2	1.2
最小拉脱力 Min. Pull-off force for Stranded Wire (N)	40	50	60	80	90	100

插芯 Inserts	电缆保护 Cable Protection		最小导线导体规格 Min. Wire Gauge		最大导线导体规格 Max. Wire Gauge		剥线长度 Stripping Length mm
	有 yes	无 no	mm²	AWG	mm²	AWG	
HA-003 HA-004	/	√	0.75	18	1.5	16	4.5
HA-010 HA-016 HA-032	/	√	0.75	18	2.5	14	7.5
HE-006 HE-010 HE-016 HE-024	√	/	0.75	18	2.5	14	7.5
HSB-006	√	/	1.5	16	6	10	11.5
HK-004 信号	/	√	0.5	20	2.5	14	7.5
HK-004 电力	/	√	1.5	16	16	6	14
HWK-006 信号	/	√	0.2	24	2.5	14	7.5
HWK-006 电力	/	√	1.5	16	16	6	14

冷压连接参数信息 Crimp Termination Connection Parameter

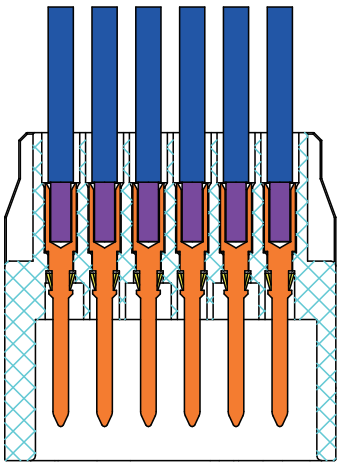

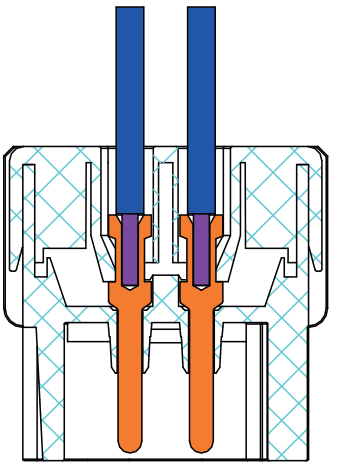

导线导体规格 Wire Gauge		16A冷压端子 Terminal ESM/F EGM/F			
mm²	AWG	HA系列插芯 Inserts	HE系列插芯 Inserts	HEE系列插芯 Inserts	HQ系列插芯 Inserts
		剥线长度 Stripping length (mm)			
0.37	22	/	/	/	/
0.5	20	7.5	7.5	7.5	7.5
0.75	18	7.5	7.5	7.5	7.5
1.0	18	7.5	7.5	7.5	7.5
1.5	16	7.5	7.5	7.5	7.5
2.5	14	7.5	7.5	7.5	7.5
4.0	12	7.5	7.5	7.5	7.5

导线导体规格 Wire Gauge		10A冷压端子 Terminal DSM/F DGM/F		
mm²	AWG	HD系列插芯 Inserts	HDD系列插芯 Inserts	HQ系列插芯 Inserts
		剥线长度 Stripping length (mm)		
0.37	22	/	/	/
0.5	20	8	8	8
0.75	18	8	8	8
1.0	18	8	8	8
1.5	16	8	8	8
2.5	14	8	8	8

弹片连接参数信息 PUSH-IN Termination Connection and Parameter Information

弹片连接方法及对应的参数 Connection-mode and Parameter PUSH-IN terminal

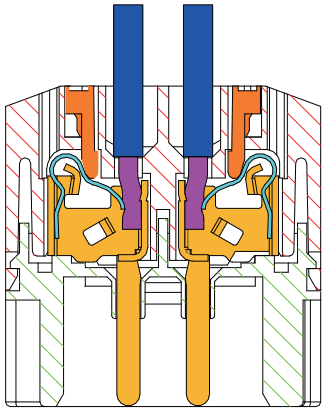

弹片连接接线方法
PUSH-IN Termination Connection-mode

使用头部宽度小于3mm的螺丝刀 Use a screwdriver with a head width less than 3mm

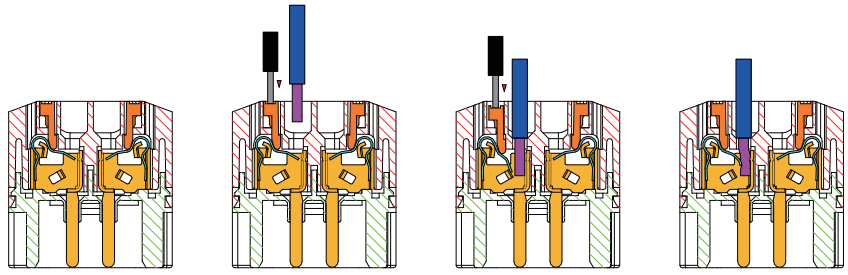

STEP1 STEP2 STEP3 STEP4

插芯 Insert	导线导体规格 Wire Gauge		剥线长度 Stripping Length(mm)
	mm^2	AWG	
HE-006	0.14-2.5	26-14	7-9
HE-010	0.14-2.5	26-14	7-9
HE-016	0.14-2.5	26-14	7-9
HE-024	0.14-2.5	26-14	7-9

插芯 Inserts　可与框架及其他所有模块产品组合使用 Combination With Hinged Frame and Other Modules Possible.

技术参数 Technical Characteristics

规范	Specifications	DIN EN 60 664 / DIN EN 61 984
插芯	**Inserts**	
接插件针数	Number Of Contacts	3,4,10,16,32(2x16)+PE
HA-003/004额定电流（见负载图）	HA-003/004 Rated Current (See Current Carrying Capacity)	10A
HA-010/016 污染等级2时	Pollution Degree 2	16A 230/400V 4KV
HA-010/016 额定电流（见负载图）	HA-010/016 Rated Current (See Current Carrying Capacity)	16A
额定电压	Rated Voltage	250V
额定脉冲电压	Rated Impulse Voltage	4KV
污染程度	Pollution Degree	3
绝缘电阻	Insulation Resistance	≥10^{10}Ω
材料	Material	聚碳酸酯 Polycarbonate
工作温度范围	Limiting Temperatures	-40℃...+125℃
依据UL 94的阻燃等级	Flammability Acc. To UL 94	V0
据UL/CUL额定电压	Rated Voltage Acc.To UL/CUL	600V
可拔插次数	Mating Cycles	≥500
插针	**Contacts**	
材料	Material	铜合金 Copper Alloy
表面处理	Surface	镀银/镀金 Hard Silver-Plated Hard Gold-Plated
接触电阻	Contact Resistance	≤1mΩ or 3mΩ
螺钉连接	Screw Termination	
导线规格	Wire Gauge	0.75-1.5mm² AWG 18-16(HA-003/004) 0.75-2.5mm² AWG 18-14(HA-010/016)
拧紧力矩	Tightening Torque	0.25N.m(HA-003/004) or 0.5N.m(HA-010/016)
冷压连接	Crimp Termination	
导线规格	Wire Gauge	0.14-4.0mm² AWG 26-12

电流负载能力
Current Carrying Capacity

电流负载能力所受的限制主要来自包含接插针的接插体可承受的最大温度。
测试和控制过程依据 IEC 60512-3。

The current carrying is limited by maximum temperature of materials for Inserts and contacts including terminals. Measuring and testing techniques according to IEC 60512-3.

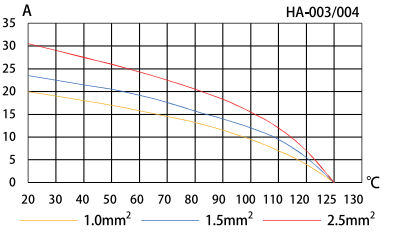

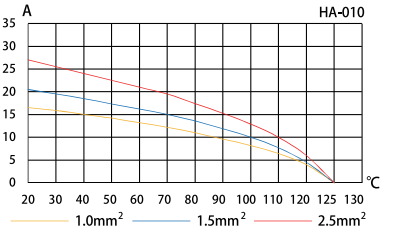

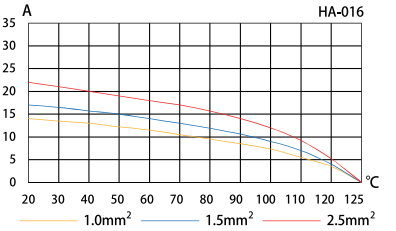

→ HA-3/4+ ⏚

230/400V/10A Size 3A 3/4+ ⏚

匹配 H3A 外壳系列,参见P155-159 For H3A,Hood/Housing Please Refer Page No. P155-159

Identification	Product Model	Order No.	Dimensions mm
螺钉连接 / Screw Termination			
	HA-003-M	1 007 03 0000001	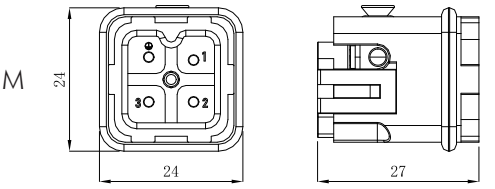
	HA-003-F	1 007 03 0000002	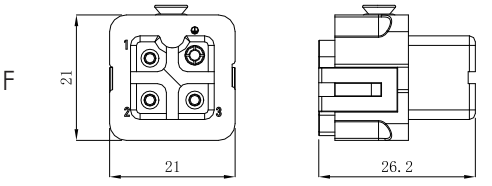
	HA-004-M	1 007 03 0000003	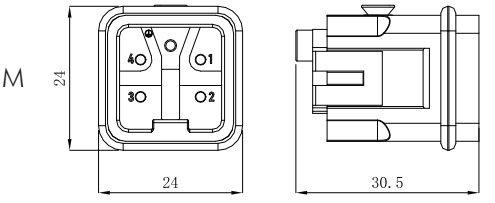
	HA-004-F	1 007 03 0000004	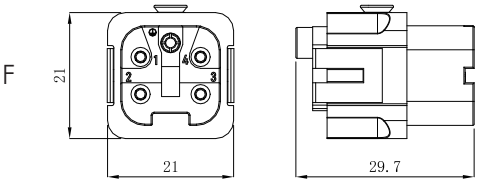

→ HA-10+ ⏚

250V/16A Size 10A 10+ ⏚

匹配 H10A 外壳系列,参见P160-161 For H10A,Hood/Housing Please Refer Page No. P160-161

Identification	Product Model	Order No.	Product Model	Order No.
螺钉连接 / Screw Termination	HA-010-M	1 007 03 0000005	HA-010-F	1 007 03 0000006

Dimensions mm

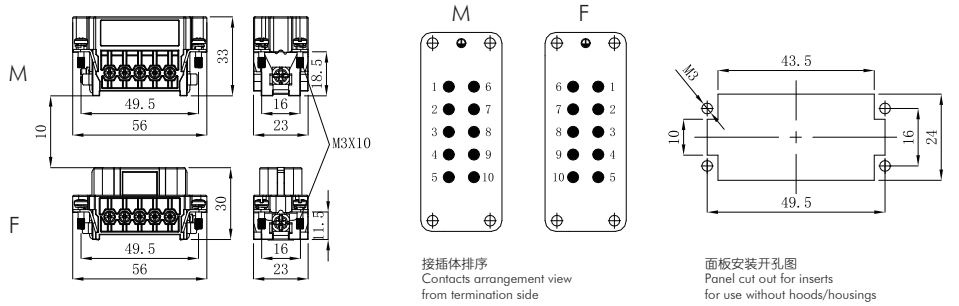

Identification	Product Model	Order No.	Product Model	Order No.
冷压连接 / Crimp Termination	HA-010-MC	1 007 03 0000007	HA-010-FC	1 007 03 0000008



Dimensions mm

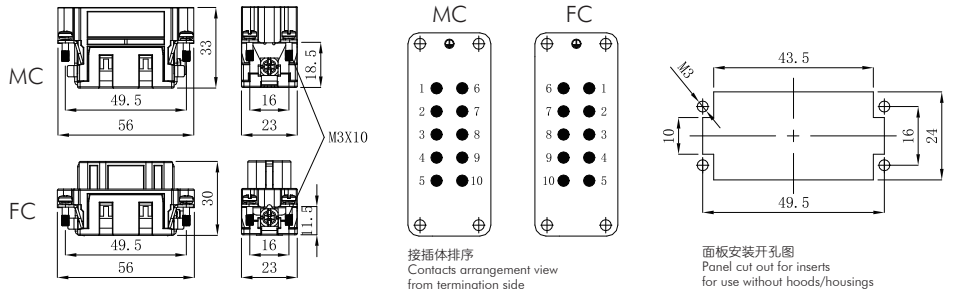

16A冷压针孔 / 16A Crimp Contacts

镀银 Silver Plated

Inserts	Product Model	Order No.	Inserts	Product Model	Order No.
Male	ESM-0.37	1 007 06 0000021	Female	ESF-0.37	1 007 07 0000021
	ESM-0.5	1 007 06 0000022		ESF-0.5	1 007 07 0000022
	ESM-0.75	1 007 06 0000023		ESF-0.75	1 007 07 0000023
	ESM-1.0	1 007 06 0000024		ESF-1.0	1 007 07 0000024
	ESM-1.5	1 007 06 0000025		ESF-1.5	1 007 07 0000025
	ESM-2.5	1 007 06 0000026		ESF-2.5	1 007 07 0000026
	ESM-4.0	1 007 06 0000027		ESF-4.0	1 007 07 0000027

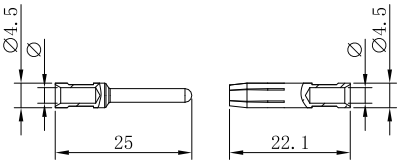

Marking		Wire gauge	Stripping length
no groove	0.14-0.37 mm²	AWG 26-22	7.5 mm
no groove	0.5 mm²	AWG 20	7.5 mm
1 no groove	0.75 mm²	AWG 18	7.5 mm
1 no groove	1 mm²	AWG 18	7.5 mm
2 no grooves	1.5 mm²	AWG 16	7.5 mm
3 no grooves	2.5 mm²	AWG 14	7.5 mm
wide groove	3 mm²	AWG 12	7.5 mm
no groove	4 mm²	AWG 12	7.5 mm



镀金 Gold Plated

Inserts	Product Model	Order No.	Inserts	Product Model	Order No.
Male	EGM-0.37	1 007 06 0000028	Female	EGF-0.37	1 007 07 0000028
	EGM-0.5	1 007 06 0000029		EGF-0.5	1 007 07 0000029
	EGM-0.75	1 007 06 0000030		EGF-0.75	1 007 07 0000030
	EGM-1.0	1 007 06 0000031		EGF-1.0	1 007 07 0000031
	EGM-1.5	1 007 06 0000032		EGF-1.5	1 007 07 0000032
	EGM-2.5	1 007 06 0000033		EGF-2.5	1 007 07 0000033
	EGM-4.0	1 007 06 0000034		EGF-4.0	1 007 07 0000034

→ HA-16+ ⏚

250V/16A Size 16A 16+⏚

匹配 H16A 外壳系列,参见P162-163 For H16A,Hood/Housing Please Refer Page No. P162-163

Identification	Product Model	Order No.	Product Model	Order No.
螺钉连接 / Screw Termination	HA-016-M	1 007 03 0000009	HA-016-F	1 007 03 0000010



Dimensions mm

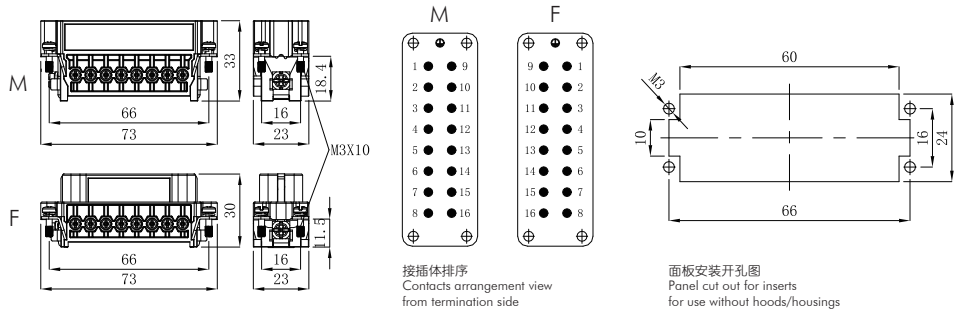

Identification	Product Model	Order No.	Product Model	Order No.
冷压连接 / Crimp Termination	HA-016-MC	1 007 03 0000011	HA-016-FC	1 007 03 0000012

Dimensions mm

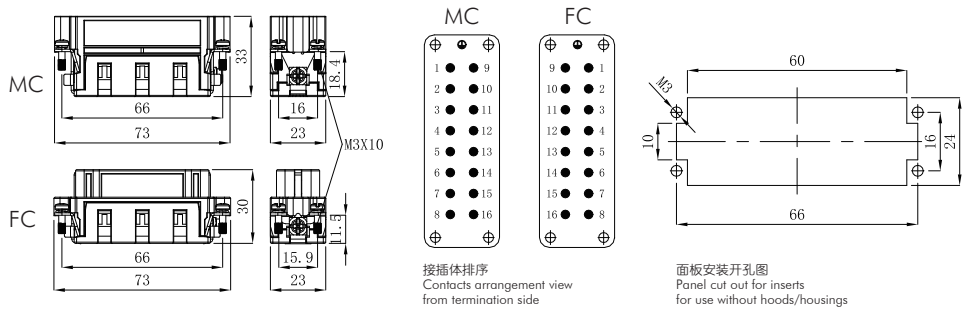

16A冷压针孔 / 16A Crimp Contacts

镀银 Silver Plated

Inserts	Product Model	Order No.	Inserts	Product Model	Order No.
Male	ESM-0.37	1 007 06 0000021	Female	ESF-0.37	1 007 07 0000021
	ESM-0.5	1 007 06 0000022		ESF-0.5	1 007 07 0000022
	ESM-0.75	1 007 06 0000023		ESF-0.75	1 007 07 0000023
	ESM-1.0	1 007 06 0000024		ESF-1.0	1 007 07 0000024
	ESM-1.5	1 007 06 0000025		ESF-1.5	1 007 07 0000025
	ESM-2.5	1 007 06 0000026		ESF-2.5	1 007 07 0000026
	ESM-4.0	1 007 06 0000027		ESF-4.0	1 007 07 0000027

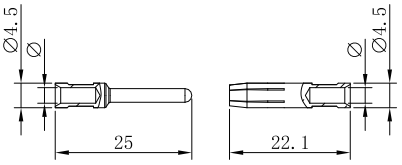

Marking		Wire gauge	Stripping length
no groove	0.14-0.37 mm²	AWG 26-22	7.5 mm
no groove	0.5 mm²	AWG 20	7.5 mm
1 no groove	0.75 mm²	AWG 18	7.5 mm
1 no groove	1 mm²	AWG 18	7.5 mm
2 no grooves	1.5 mm²	AWG 16	7.5 mm
3 no grooves	2.5 mm²	AWG 14	7.5 mm
wide groove	3 mm²	AWG 12	7.5 mm
no groove	4 mm²	AWG 12	7.5 mm



镀金 Gold Plated

Inserts	Product Model	Order No.	Inserts	Product Model	Order No.
Male	EGM-0.37	1 007 06 0000028	Female	EGF-0.37	1 007 07 0000028
	EGM-0.5	1 007 06 0000029		EGF-0.5	1 007 07 0000029
	EGM-0.75	1 007 06 0000030		EGF-0.75	1 007 07 0000030
	EGM-1.0	1 007 06 0000031		EGF-1.0	1 007 07 0000031
	EGM-1.5	1 007 06 0000032		EGF-1.5	1 007 07 0000032
	EGM-2.5	1 007 06 0000033		EGF-2.5	1 007 07 0000033
	EGM-4.0	1 007 06 0000034		EGF-4.0	1 007 07 0000034

→ HA-32+ ⏚

250V/16A Size 32A 32+⏚

匹配 H32A 外壳系列,参见P164-165 For H32A,Hood/Housing Please Refer Page No. P164-165

Identification	Product Model	Order No.	Product Model	Order No.
螺钉连接 / Screw Termination	HA-016-M	1 007 03 0000009	HA-016-F	1 007 03 0000010
	HA-032-M(17-32)	1 007 03 0000013	HA-032-F(17-32)	1 007 03 0000014



Dimensions mm

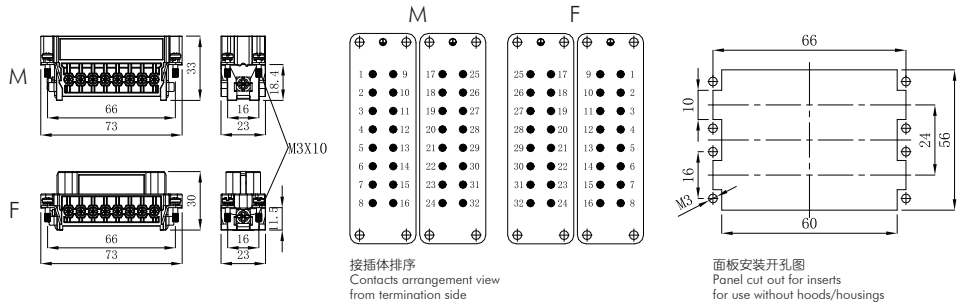

冷压连接 / Crimp Termination	HA-016-MC	1 007 03 0000011	HA-016-FC	1 007 03 0000012
	HA-032-MC(17-32)	1 007 03 0000015	HA-032-FC(17-32)	1 007 03 0000016



Dimensions mm

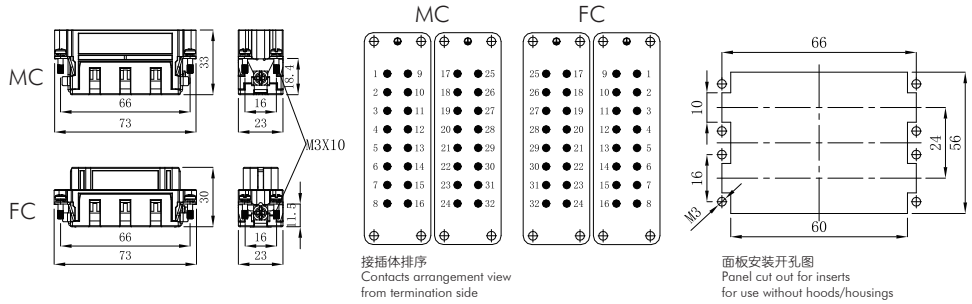

16A冷压针孔 / 16A Crimp Contacts

镀银 Silver Plated

Inserts	Product Model	Order No.	Inserts	Product Model	Order No.
Male	ESM-0.37	1 007 06 0000021	Female	ESF-0.37	1 007 07 0000021
	ESM-0.5	1 007 06 0000022		ESF-0.5	1 007 07 0000022
	ESM-0.75	1 007 06 0000023		ESF-0.75	1 007 07 0000023
	ESM-1.0	1 007 06 0000024		ESF-1.0	1 007 07 0000024
	ESM-1.5	1 007 06 0000025		ESF-1.5	1 007 07 0000025
	ESM-2.5	1 007 06 0000026		ESF-2.5	1 007 07 0000026
	ESM-4.0	1 007 06 0000027		ESF-4.0	1 007 07 0000027

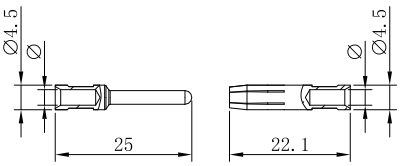

Marking		Wire gauge	Stripping length
no groove	0.14-0.37 mm²	AWG 26-22	7.5 mm
no groove	0.5 mm²	AWG 20	7.5 mm
1 no groove	0.75 mm²	AWG 18	7.5 mm
1 no groove	1 mm²	AWG 18	7.5 mm
2 no grooves	1.5 mm²	AWG 16	7.5 mm
3 no grooves	2.5 mm²	AWG 14	7.5 mm
wide groove	3 mm²	AWG 12	7.5 mm
no groove	4 mm²	AWG 12	7.5 mm

镀金 Gold Plated



Inserts	Product Model	Order No.	Inserts	Product Model	Order No.
Male	EGM-0.37	1 007 06 0000028	Female	EGF-0.37	1 007 07 0000028
	EGM-0.5	1 007 06 0000029		EGF-0.5	1 007 07 0000029
	EGM-0.75	1 007 06 0000030		EGF-0.75	1 007 07 0000030
	EGM-1.0	1 007 06 0000031		EGF-1.0	1 007 07 0000031
	EGM-1.5	1 007 06 0000032		EGF-1.5	1 007 07 0000032
	EGM-2.5	1 007 06 0000033		EGF-2.5	1 007 07 0000033
	EGM-4.0	1 007 06 0000034		EGF-4.0	1 007 07 0000034

插芯 Inserts　可与框架及其他所有模块产品组合使用 Combination With Hinged Frame and Other Modules Possible.

技术参数 Technical Characteristics

规范	Specifications	DIN EN 60 664 / DIN EN 61 984
插芯	**Inserts**	
接插件针数	Number Of Contacts	6,10,16,24,32(2x16),48(2x24)+PE
额定电流（见负载图）	Rated Current（See Current Carrying Capacity）	16A
额定电压	Rated Voltage	500V
额定脉冲电压	Rated Impulse Voltage	6KV
污染程度	Pollution Degree	3
绝缘电阻	Insulation Resistance	$\geq 10^{10}\Omega$
材料	Material	聚碳酸酯 Polycarbonate
工作温度范围	Limiting Temperatures	-40℃...+125℃
依据UL 94的阻燃等级	Flammability Acc. To UL 94	V0
据UL/CUL额定电压	Rated Voltage Acc.To UL/CUL	600V
可拔插次数	Mating Cycles	≥500
插针	**Contacts**	
材料	Material	铜合金 Copper Alloy
表面处理	Surface	镀银/镀金 Hard Silver-Plated Hard Gold-Plated
接触电阻	Contact Resistance	≤1mΩ
螺钉连接	Screw Termination	
导线规格	Wire Gauge	1.0-2.5mm² AWG 18-14
螺钉拧紧力矩	Screw Terminal Tightening	0.5N.m
剥线长度	Stripping length	7.0mm
冷压连接	Crimp Termination	
导线规格	Wire Gauge	0.14-4.0mm² AWG 26-12
剥线长度	Stripping length	7.0mm
弹片连接	Spring Termination	
导线规格	Wire Gauge	0.14-2.5mm² AWG 26-14
剥线长度	Stripping length	7-9mm

电流负载能力
Current Carrying Capacity

电流负载能力所受的限制主要来自包含接插针的接插体可承受的最大温度。
测试和控制过程依据 IEC 60512-3。

The current carrying is limited by maximum temperature of materials for Inserts and contacts including terminals. Measuring and testing techniques according to IEC 60512-3.

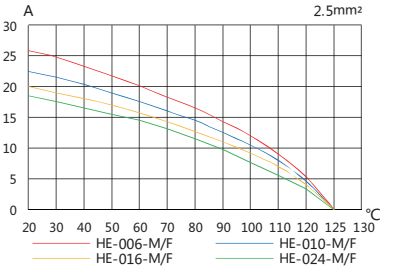

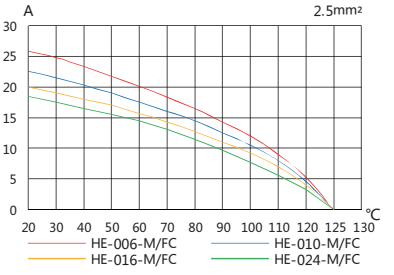

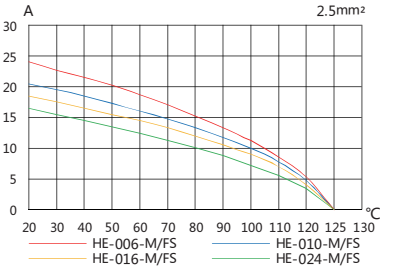

→ HE-6+ ⏚

500V/16A Size 6B 6+ ⏚

匹配 H6B 外壳系列,参见P166-169 For H6B,Hood/Housing Please Refer Page No. P166-169

Identification	Product Model	Order No.	Product Model	Order No.
冷压连接 / Crimp Termination	HE-006-MC	1 007 03 0000017	HE-006-FC	1 007 03 0000018



Dimensions mm

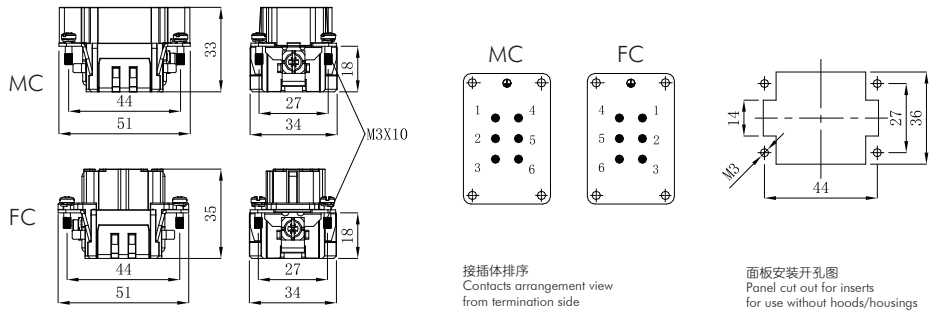

16A冷压针孔 / 16A Crimp Contacts

镀银 Silver Plated

Inserts	Product Model	Order No.	Inserts	Product Model	Order No.
Male	ESM-0.37	1 007 06 0000021	Female	ESF-0.37	1 007 07 0000021
	ESM-0.5	1 007 06 0000022		ESF-0.5	1 007 07 0000022
	ESM-0.75	1 007 06 0000023		ESF-0.75	1 007 07 0000023
	ESM-1.0	1 007 06 0000024		ESF-1.0	1 007 07 0000024
	ESM-1.5	1 007 06 0000025		ESF-1.5	1 007 07 0000025
	ESM-2.5	1 007 06 0000026		ESF-2.5	1 007 07 0000026
	ESM-4.0	1 007 06 0000027		ESF-4.0	1 007 07 0000027

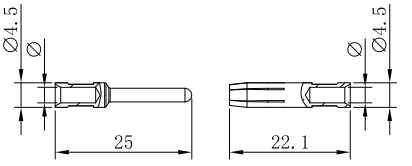

Marking		Wire gauge	Stripping length
no groove	0.14-0.37 mm²	AWG 26-22	7.5 mm
no groove	0.5 mm²	AWG 20	7.5 mm
1 no groove	0.75 mm²	AWG 18	7.5 mm
1 no groove	1 mm²	AWG 18	7.5 mm
2 no grooves	1.5 mm²	AWG 16	7.5 mm
3 no grooves	2.5 mm²	AWG 14	7.5 mm
wide groove	3 mm²	AWG 12	7.5 mm
no groove	4 mm²	AWG 12	7.5 mm



镀金 Gold Plated

Inserts	Product Model	Order No.	Inserts	Product Model	Order No.
Male	EGM-0.37	1 007 06 0000028	Female	EGF-0.37	1 007 07 0000028
	EGM-0.5	1 007 06 0000029		EGF-0.5	1 007 07 0000029
	EGM-0.75	1 007 06 0000030		EGF-0.75	1 007 07 0000030
	EGM-1.0	1 007 06 0000031		EGF-1.0	1 007 07 0000031
	EGM-1.5	1 007 06 0000032		EGF-1.5	1 007 07 0000032
	EGM-2.5	1 007 06 0000033		EGF-2.5	1 007 07 0000033
	EGM-4.0	1 007 06 0000034		EGF-4.0	1 007 07 0000034

→ HE-6+ ⏚

500V/16A Size 6B 6+ ⏚

匹配 H6B 外壳系列,参见P166-169 For H6B,Hood/Housing Please Refer Page No. P166-169

Identification	Product Model	Order No.	Product Model	Order No.
螺钉连接 / Screw Termination	HE-006-M	1 007 03 0000019	HE-006-F	1 007 03 0000020



Dimensions mm

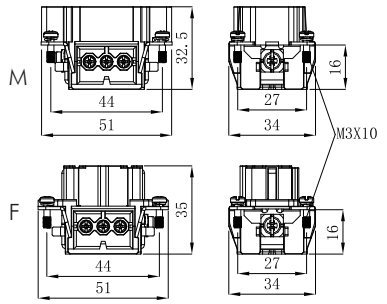

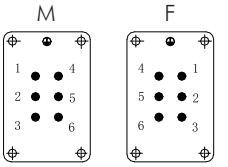

接插体排序
Contacts arrangement view
from termination side

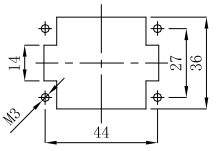

面板安装开孔图
Panel cut out for inserts
for use without hoods/housings

弹片连接 / Spring Termination	HE-006-MS	1 007 03 0000021	HE-006-FS	1 007 03 0000022



Dimensions mm

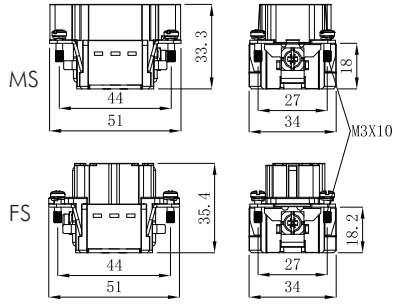

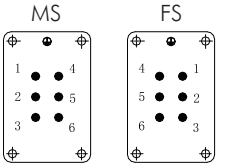

接插体排序
Contacts arrangement view
from termination side

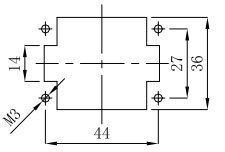

面板安装开孔图
Panel cut out for inserts
for use without hoods/housings

→ HE-10+ ⏚

500V/16A Size 10B 10+ ⏚

匹配 H10B 外壳系列,参见P170-178 For H10B,Hood/Housing Please Refer Page No. P170-178

Identification	Product Model	Order No.	Product Model	Order No.
冷压连接 / Crimp Termination	HE-010-MC	1 007 03 0000023	HE-010-FC	1 007 03 0000024



Dimensions mm

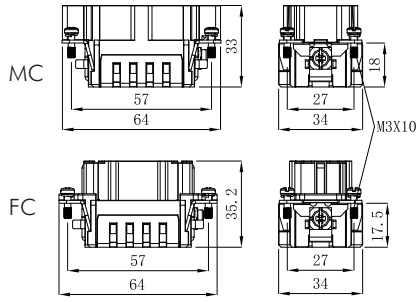

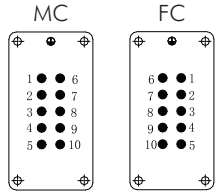

接插体排序
Contacts arrangement view
from termination side

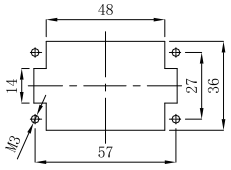

面板安装开孔图
Panel cut out for inserts
for use without hoods/housings

16A冷压针孔 / 16A Crimp Contacts

镀银 Silver Plated

Inserts	Product Model	Order No.	Inserts	Product Model	Order No.
Male	ESM-0.37	1 007 06 0000021	Female	ESF-0.37	1 007 07 0000021
	ESM-0.5	1 007 06 0000022		ESF-0.5	1 007 07 0000022
	ESM-0.75	1 007 06 0000023		ESF-0.75	1 007 07 0000023
	ESM-1.0	1 007 06 0000024		ESF-1.0	1 007 07 0000024
	ESM-1.5	1 007 06 0000025		ESF-1.5	1 007 07 0000025
	ESM-2.5	1 007 06 0000026		ESF-2.5	1 007 07 0000026
	ESM-4.0	1 007 06 0000027		ESF-4.0	1 007 07 0000027

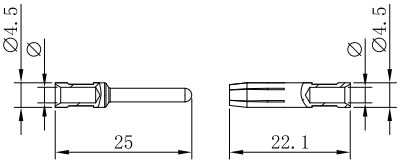

Marking		Wire gauge	Stripping length
no groove	0.14-0.37 mm²	AWG 26-22	7.5 mm
no groove	0.5 mm²	AWG 20	7.5 mm
1 no groove	0.75 mm²	AWG 18	7.5 mm
1 no groove	1 mm²	AWG 18	7.5 mm
2 no grooves	1.5 mm²	AWG 16	7.5 mm
3 no grooves	2.5 mm²	AWG 14	7.5 mm
wide groove	3 mm²	AWG 12	7.5 mm
no groove	4 mm²	AWG 12	7.5 mm



镀金 Gold Plated

Inserts	Product Model	Order No.	Inserts	Product Model	Order No.
Male	EGM-0.37	1 007 06 0000028	Female	EGF-0.37	1 007 07 0000028
	EGM-0.5	1 007 06 0000029		EGF-0.5	1 007 07 0000029
	EGM-0.75	1 007 06 0000030		EGF-0.75	1 007 07 0000030
	EGM-1.0	1 007 06 0000031		EGF-1.0	1 007 07 0000031
	EGM-1.5	1 007 06 0000032		EGF-1.5	1 007 07 0000032
	EGM-2.5	1 007 06 0000033		EGF-2.5	1 007 07 0000033
	EGM-4.0	1 007 06 0000034		EGF-4.0	1 007 07 0000034

→ HE-10+ ⏚

500V/16A Size 10B 10+ ⏚

匹配 H10B 外壳系列,参见P170-178 For H10B,Hood/Housing Please Refer Page No. P170-178

Identification	Product Model	Order No.	Product Model	Order No.
螺钉连接 / Screw Termination	HE-010-M	1 007 03 0000025	HE-010-F	1 007 03 0000026



Dimensions mm

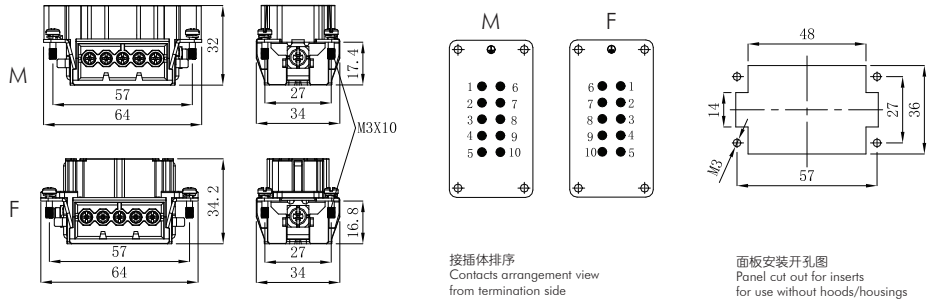

弹片连接 / Spring Termination	HE-010-MS	1 007 03 0000027	HE-010-FS	1 007 03 0000028





Dimensions mm

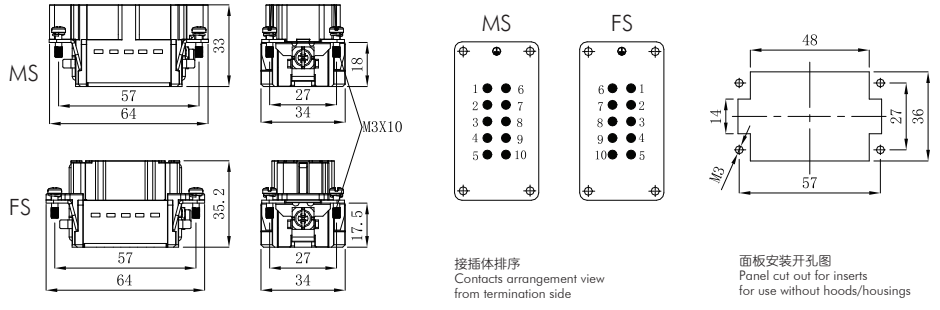

→ HE-16+ ⏚

500V/16A Size 16B 16+ ⏚

匹配 H16B 外壳系列,参见P179-187 For H16B,Hood/Housing Please Refer Page No. P179-187

Identification	Product Model	Order No.	Product Model	Order No.
冷压连接 / Crimp Termination	HE-016-MC	1 007 03 0000029	HE-016-FC	1 007 03 0000030



Dimensions mm

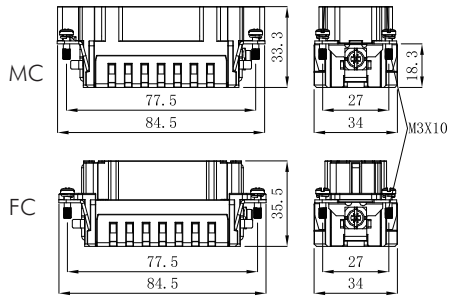

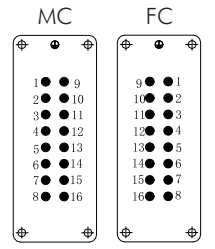

接插体排序
Contacts arrangement view from termination side

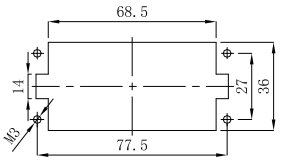

面板安装开孔图
Panel cut out for inserts for use without hoods/housings

16A冷压针孔 / 16A Crimp Contacts

镀银 Silver Plated

Inserts	Product Model	Order No.	Inserts	Product Model	Order No.
Male	ESM-0.37	1 007 06 0000021	Female	ESF-0.37	1 007 07 0000021
	ESM-0.5	1 007 06 0000022		ESF-0.5	1 007 07 0000022
	ESM-0.75	1 007 06 0000023		ESF-0.75	1 007 07 0000023
	ESM-1.0	1 007 06 0000024		ESF-1.0	1 007 07 0000024
	ESM-1.5	1 007 06 0000025		ESF-1.5	1 007 07 0000025
	ESM-2.5	1 007 06 0000026		ESF-2.5	1 007 07 0000026
	ESM-4.0	1 007 06 0000027		ESF-4.0	1 007 07 0000027

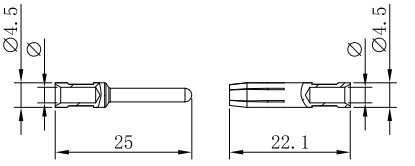

Marking		Wire gauge	Stripping length
no groove	0.14-0.37 mm²	AWG 26-22	7.5 mm
no groove	0.5 mm²	AWG 20	7.5 mm
1 no groove	0.75 mm²	AWG 18	7.5 mm
1 no groove	1 mm²	AWG 18	7.5 mm
2 no grooves	1.5 mm²	AWG 16	7.5 mm
3 no grooves	2.5 mm²	AWG 14	7.5 mm
wide groove	3 mm²	AWG 12	7.5 mm
no groove	4 mm²	AWG 12	7.5 mm



镀金 Gold Plated

Inserts	Product Model	Order No.	Inserts	Product Model	Order No.
Male	EGM-0.37	1 007 06 0000028	Female	EGF-0.37	1 007 07 0000028
	EGM-0.5	1 007 06 0000029		EGF-0.5	1 007 07 0000029
	EGM-0.75	1 007 06 0000030		EGF-0.75	1 007 07 0000030
	EGM-1.0	1 007 06 0000031		EGF-1.0	1 007 07 0000031
	EGM-1.5	1 007 06 0000032		EGF-1.5	1 007 07 0000032
	EGM-2.5	1 007 06 0000033		EGF-2.5	1 007 07 0000033
	EGM-4.0	1 007 06 0000034		EGF-4.0	1 007 07 0000034

→ HE-16+ ⏚

500V/16A Size 16B 16+ ⏚

匹配 H16B 外壳系列,参见P179-187 For H16B,Hood/Housing Please Refer Page No. P179-187

Identification	Product Model	Order No.	Product Model	Order No.
螺钉连接 / Screw Termination	HE-016-M	1 007 03 0000031	HE-016-F	1 007 03 0000032



Dimensions mm

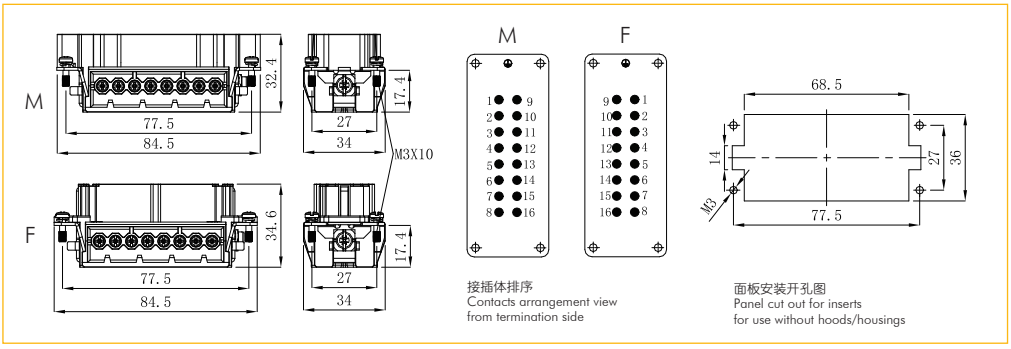

弹片连接 / Spring Termination	HE-016-MS	1 007 03 0000033	HE-016-FS	1 007 03 0000034



Dimensions mm

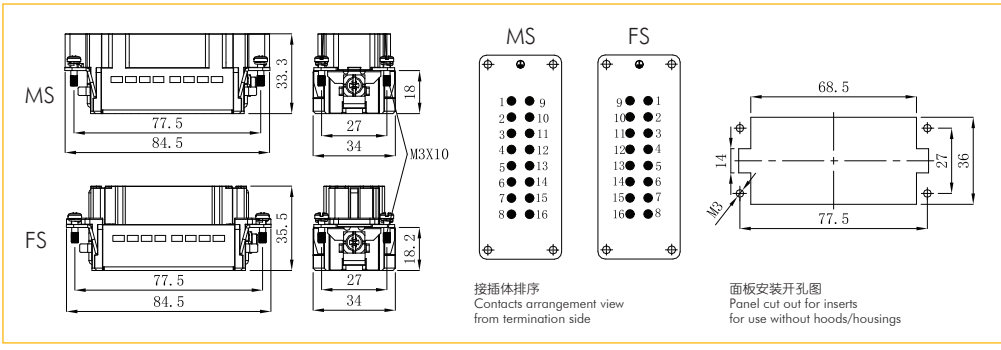

→ HE-24+⏚

500V/16A Size 24B 24+⏚

匹配 H24B 外壳系列,参见P188-197 For H24B,Hood/Housing Please Refer Page No. P188-197

Identification	Product Model	Order No.	Product Model	Order No.
冷压连接 / Crimp Termination	HE-024-MC	1 007 03 0000035	HE-024-FC	1 007 03 0000036



Dimensions mm

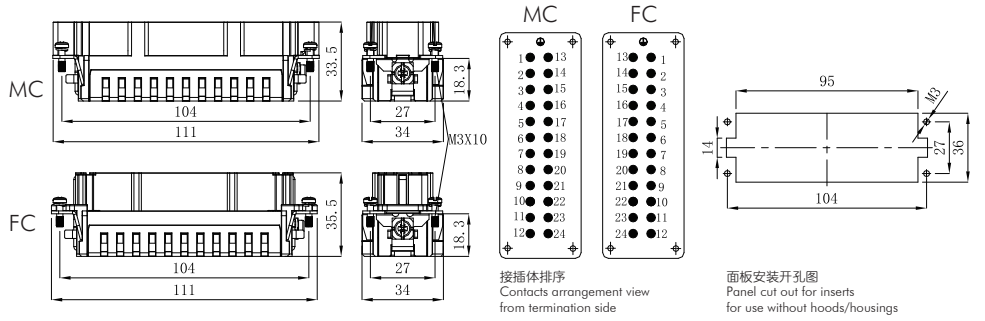

16A冷压针孔 / 16A Crimp Contacts

镀银 Silver Plated

Inserts	Product Model	Order No.	Inserts	Product Model	Order No.
Male	ESM-0.37	1 007 06 0000021	Female	ESF-0.37	1 007 07 0000021
	ESM-0.5	1 007 06 0000022		ESF-0.5	1 007 07 0000022
	ESM-0.75	1 007 06 0000023		ESF-0.75	1 007 07 0000023
	ESM-1.0	1 007 06 0000024		ESF-1.0	1 007 07 0000024
	ESM-1.5	1 007 06 0000025		ESF-1.5	1 007 07 0000025
	ESM-2.5	1 007 06 0000026		ESF-2.5	1 007 07 0000026
	ESM-4.0	1 007 06 0000027		ESF-4.0	1 007 07 0000027

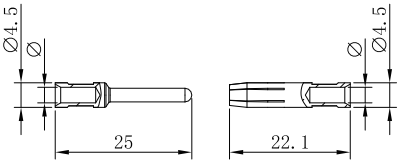

Marking		Wire gauge	Stripping length
no groove	0.14-0.37 mm²	AWG 26-22	7.5 mm
no groove	0.5 mm²	AWG 20	7.5 mm
1 no groove	0.75 mm²	AWG 18	7.5 mm
1 no groove	1 mm²	AWG 18	7.5 mm
2 no grooves	1.5 mm²	AWG 16	7.5 mm
3 no grooves	2.5 mm²	AWG 14	7.5 mm
wide groove	3 mm²	AWG 12	7.5 mm
no groove	4 mm²	AWG 12	7.5 mm



镀金 Gold Plated

Inserts	Product Model	Order No.	Inserts	Product Model	Order No.
Male	EGM-0.37	1 007 06 0000028	Female	EGF-0.37	1 007 07 0000028
	EGM-0.5	1 007 06 0000029		EGF-0.5	1 007 07 0000029
	EGM-0.75	1 007 06 0000030		EGF-0.75	1 007 07 0000030
	EGM-1.0	1 007 06 0000031		EGF-1.0	1 007 07 0000031
	EGM-1.5	1 007 06 0000032		EGF-1.5	1 007 07 0000032
	EGM-2.5	1 007 06 0000033		EGF-2.5	1 007 07 0000033
	EGM-4.0	1 007 06 0000034		EGF-4.0	1 007 07 0000034

→ HE-24+⏚

500V/16A　Size 24B　24+⏚

匹配 H24B 外壳系列,参见P188-197　For H24B,Hood/Housing Please Refer Page No. P188-197

Identification	Product Model	Order No.	Product Model	Order No.
螺钉连接 / Screw Termination	HE-024-M	1 007 03 0000037	HE-024-F	1 007 03 0000038



Dimensions mm

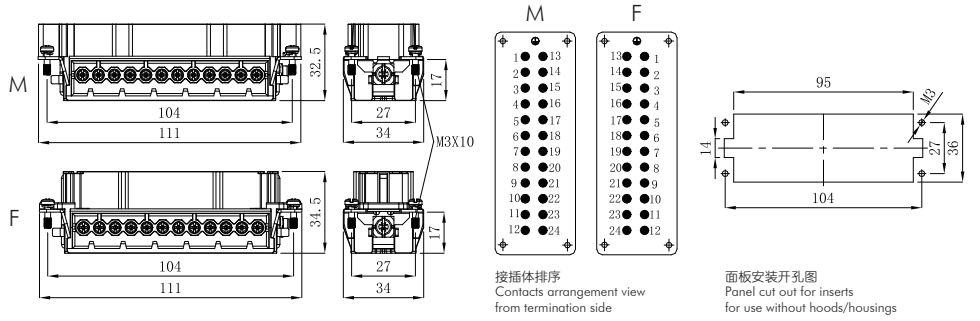

弹片连接 / Spring Termination	HE-024-MS	1 007 03 0000039	HE-024-FS	1 007 03 0000040



Dimensions mm

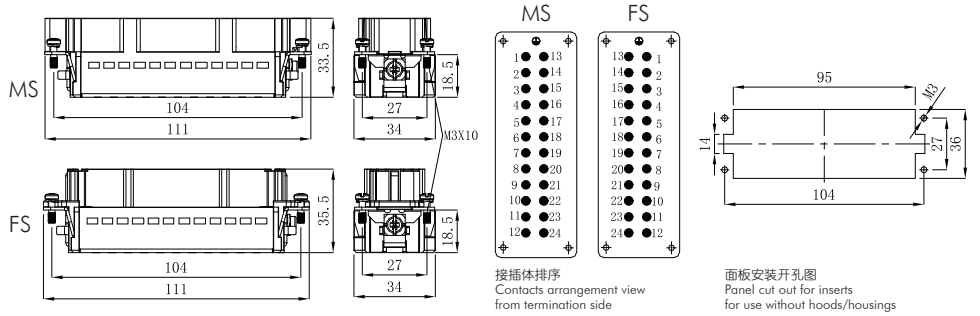

→ HE-32+ ⏚

500V/16A Size 32B 32+ ⏚

匹配 H32B 外壳系列,参见P198-201 For H32B,Hood/Housing Please Refer Page No. P198-201

Identification	Product Model	Order No.	Product Model	Order No.
冷压连接 / Crimp Termination	HE-016-MC	1 007 03 0000029	HE-016-FC	1 007 03 0000030
	HE-032-MC(17-32)	1 007 03 0000041	HE-032-FC(17-32)	1 007 03 0000042





Dimensions mm

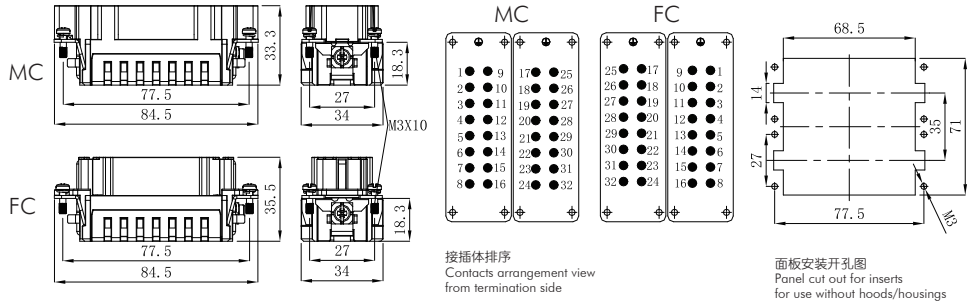

16A冷压针孔 / 16A Crimp Contacts

镀银 Silver Plated

Inserts	Product Model	Order No.	Inserts	Product Model	Order No.
Male	ESM-0.37	1 007 06 0000021	Female	ESF-0.37	1 007 07 0000021
	ESM-0.5	1 007 06 0000022		ESF-0.5	1 007 07 0000022
	ESM-0.75	1 007 06 0000023		ESF-0.75	1 007 07 0000023
	ESM-1.0	1 007 06 0000024		ESF-1.0	1 007 07 0000024
	ESM-1.5	1 007 06 0000025		ESF-1.5	1 007 07 0000025
	ESM-2.5	1 007 06 0000026		ESF-2.5	1 007 07 0000026
	ESM-4.0	1 007 06 0000027		ESF-4.0	1 007 07 0000027

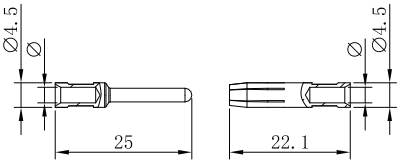

Marking		Wire gauge	Stripping length
no groove	0.14-0.37 mm²	AWG 26-22	7.5 mm
no groove	0.5 mm²	AWG 20	7.5 mm
1 no groove	0.75 mm²	AWG 18	7.5 mm
1 no groove	1 mm²	AWG 18	7.5 mm
2 no grooves	1.5 mm²	AWG 16	7.5 mm
3 no grooves	2.5 mm²	AWG 14	7.5 mm
wide groove	3 mm²	AWG 12	7.5 mm
no groove	4 mm²	AWG 12	7.5 mm



镀金 Gold Plated

Inserts	Product Model	Order No.	Inserts	Product Model	Order No.
Male	EGM-0.37	1 007 06 0000028	Female	EGF-0.37	1 007 07 0000028
	EGM-0.5	1 007 06 0000029		EGF-0.5	1 007 07 0000029
	EGM-0.75	1 007 06 0000030		EGF-0.75	1 007 07 0000030
	EGM-1.0	1 007 06 0000031		EGF-1.0	1 007 07 0000031
	EGM-1.5	1 007 06 0000032		EGF-1.5	1 007 07 0000032
	EGM-2.5	1 007 06 0000033		EGF-2.5	1 007 07 0000033
	EGM-4.0	1 007 06 0000034		EGF-4.0	1 007 07 0000034

→ HE-32+ ⏚

500V/16A Size 32B 32+ ⏚

匹配 H32B 外壳系列,参见P198-201 For H32B,Hood/Housing Please Refer Page No. P198-201

Identification	Product Model	Order No.	Product Model	Order No.
螺钉连接 / Screw Termination	HE-016-M	1 007 03 0000031	HE-016-F	1 007 03 0000032
	HE-032-M(17-32)	1 007 03 0000043	HE-032-F(17-32)	1 007 03 0000044





Dimensions mm

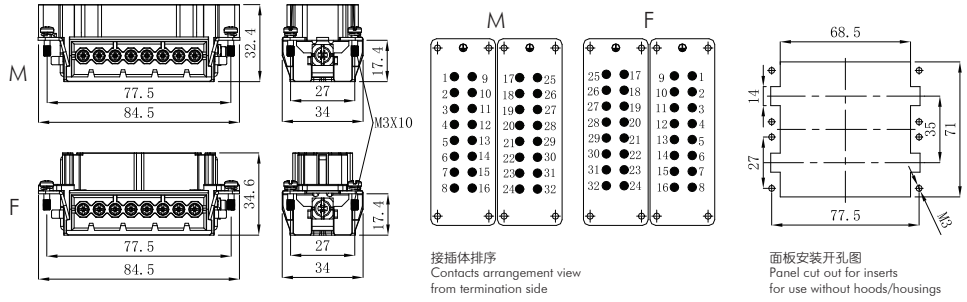

弹片连接 / Spring Termination	HE-016-MS	1 007 03 0000033	HE-016-FS	1 007 03 0000034
	HE-032-MS(17-32)	1 007 03 0000045	HE-032-FS(17-32)	1 007 03 0000046





Dimensions mm

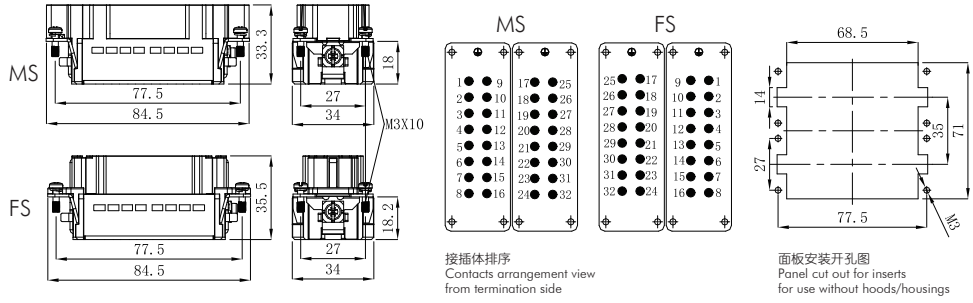

→ HE-48+ ⏚

500V/16A Size 48B 48+ ⏚

匹配 H48B 外壳系列,参见P202-203 For H48B,Hood/Housing Please Refer Page No. P202-203

Identification	Product Model	Order No.	Product Model	Order No.
冷压连接 / Crimp Termination	HE-024-MC	1 007 03 0000035	HE-024-FC	1 007 03 0000036
	HE-048-MC(25-48)	1 007 03 0000047	HE-048-FC(25-48)	1 007 03 0000048





Dimensions mm

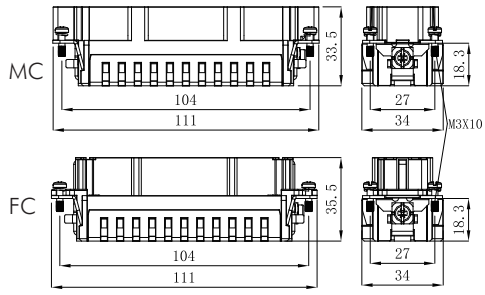

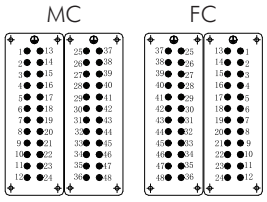

接插体排序
Contacts arrangement view
from termination side

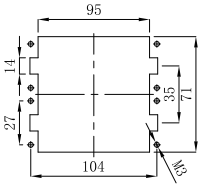

面板安装开孔图
Panel cut out for inserts
for use without hoods/housings

16A冷压针孔 / 16A Crimp Contacts

镀银 Silver Plated

Inserts	Product Model	Order No.	Inserts	Product Model	Order No.
Male	ESM-0.37	1 007 06 0000021	Female	ESF-0.37	1 007 07 0000021
	ESM-0.5	1 007 06 0000022		ESF-0.5	1 007 07 0000022
	ESM-0.75	1 007 06 0000023		ESF-0.75	1 007 07 0000023
	ESM-1.0	1 007 06 0000024		ESF-1.0	1 007 07 0000024
	ESM-1.5	1 007 06 0000025		ESF-1.5	1 007 07 0000025
	ESM-2.5	1 007 06 0000026		ESF-2.5	1 007 07 0000026
	ESM-4.0	1 007 06 0000027		ESF-4.0	1 007 07 0000027

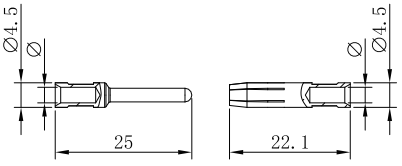

Marking		Wire gauge	Stripping length
no groove	0.14-0.37 mm²	AWG 26-22	7.5 mm
no groove	0.5 mm²	AWG 20	7.5 mm
1 no groove	0.75 mm²	AWG 18	7.5 mm
1 no groove	1 mm²	AWG 18	7.5 mm
2 no grooves	1.5 mm²	AWG 16	7.5 mm
3 no grooves	2.5 mm²	AWG 14	7.5 mm
wide groove	3 mm²	AWG 12	7.5 mm
no groove	4 mm²	AWG 12	7.5 mm



镀金 Gold Plated

Inserts	Product Model	Order No.	Inserts	Product Model	Order No.
Male	EGM-0.37	1 007 06 0000028	Female	EGF-0.37	1 007 07 0000028
	EGM-0.5	1 007 06 0000029		EGF-0.5	1 007 07 0000029
	EGM-0.75	1 007 06 0000030		EGF-0.75	1 007 07 0000030
	EGM-1.0	1 007 06 0000031		EGF-1.0	1 007 07 0000031
	EGM-1.5	1 007 06 0000032		EGF-1.5	1 007 07 0000032
	EGM-2.5	1 007 06 0000033		EGF-2.5	1 007 07 0000033
	EGM-4.0	1 007 06 0000034		EGF-4.0	1 007 07 0000034

→ HE-48+ ⏚

500V/16A Size 48B 48+ ⏚

匹配 H48B 外壳系列,参见P202-203 For H48B,Hood/Housing Please Refer Page No. P202-203

Identification	Product Model	Order No.	Product Model	Order No.
螺钉连接 / Screw Termination	HE-024-M	1 007 03 0000037	HE-024-F	1 007 03 0000038
	HE-048-M(25-48)	1 007 03 0000049	HE-048-F(25-48)	1 007 03 0000050





Dimensions mm

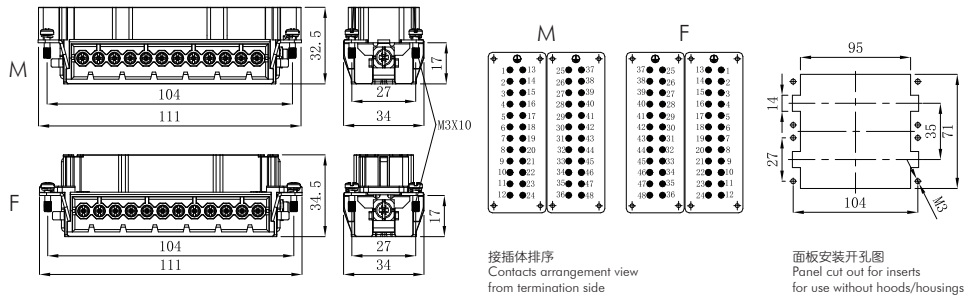

弹片连接 / Spring Termination	HE-024-MS	1 007 03 0000039	HE-024-FS	1 007 03 0000040
	HE-048-MS(25-48)	1 007 03 0000051	HE-048-FS(25-48)	1 007 03 0000052





Dimensions mm

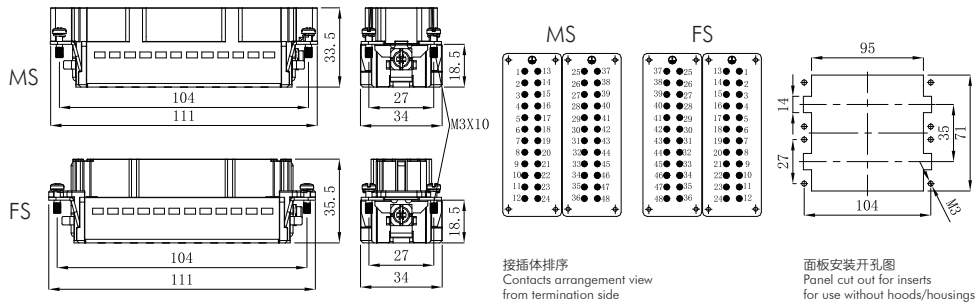

→ HEE系列 Series

HEE调整插针分布可提高工作电压至1000V
HEE modified contact arrangement up to1000V

HEE接插体在装满插针时， 在绝缘等级3(C) 时， 其工作电压可达500V。但其插针分布经过调整，同样在绝缘等级3(C)时，其工作电压允许值可达1000V。
The connector series HEE equipped with all contacts maybe used for voltage upto 500V at insulation group C,
but modified contact loading arrangement permits useupto 1000V at insulation group C.

插针分布图 Contact Arrangement View From Termination Side.

● 装有插针的插孔 Working Contact　○ 不装插针的插孔 Without Contact　　M–公接插体 Male Insert　F–母接插体 Female Insert

690V-绝缘等级C Insulation Group C

4+⏚

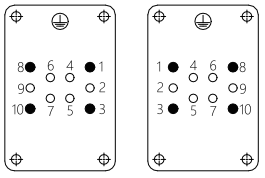

8+⏚

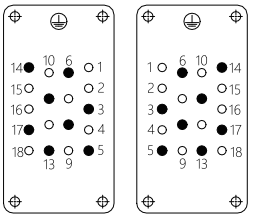

14+⏚

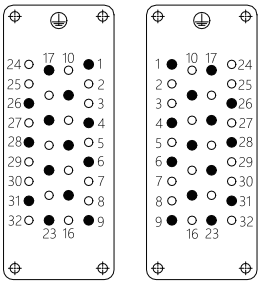

20+⏚



1000V-绝缘等级C Insulation Group C

2+⏚

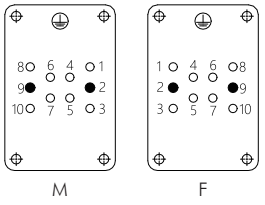

4+⏚

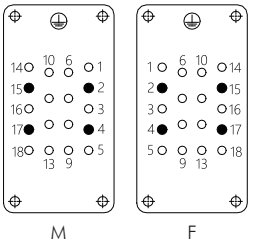

8+⏚



12+⏚



插芯 Inserts　可与框架及其他所有模块产品组合使用 Combination With Hinged Frame and Other Modules Possible.

技术参数 Technical Characteristics

规范	Specifications	DIN EN 60 664 / DIN EN 61 984
插芯	**Inserts**	
接插件针数	Number Of Contacts	10,18,32,46,64(2x32),92(2x46)+PE
额定电流（见负载图）	Rated Current（see current carrying capacity）	16A
额定电压	Rated Voltage	500V
额定脉冲电压	Rated Impulse Voltage	6KV
污染程度	Pollution Degree	3
绝缘电阻	Insulation Resistance	$\geq 10^{10}\Omega$
材料	Material	聚碳酸酯 Polycarbonate
工作温度范围	Limiting Temperatures	-40℃...+125℃
依据UL 94的阻燃等级	Flammability Acc. To UL 94	V0
据UL/CUL额定电压	Rated Voltage Acc.To UL/CUL	600V
可拔插次数	Mating Cycles	≥500
插针	**Contacts**	
材料	Material	铜合金 Copper Alloy
表面处理	Surface	镀银/镀金 Hard Silver-Plated Hard Gold-Plated
接触电阻	Contact Resistance	≤1mΩ
螺钉连接	Screw Termination	
导线规格	Wire Gauge	0.14-4.0mm² AWG 26-12
剥线长度	Stripping length	7.5mm

电流负载能力
Current Carrying Capacity

电流负载能力所受的限制主要来自包含接插针的接插体可承受的最大温度。
测试和控制过程依据 IEC 60512-3。

The current carrying is limited by maximum temperature of materials for Inserts and contacts including terminals. Measuring and testing techniques according to IEC 60512-3.

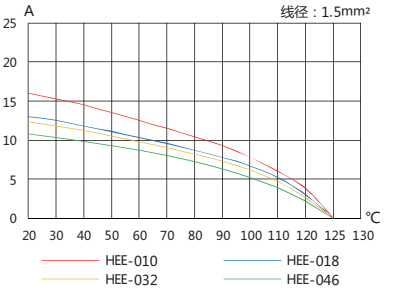

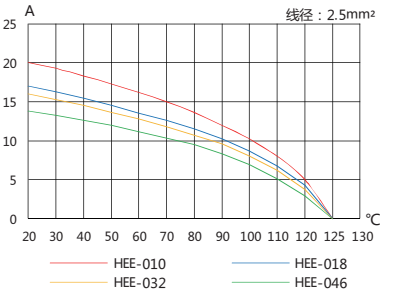

→ HEE-10+⏚

500V/16A Size 6B 10+⏚

匹配 H6B 外壳系列,参见P166-169 For H6B,Hood/Housing Please Refer Page No. P166-169

Identification	Product Model	Order No.	Product Model	Order No.
冷压连接 / Crimp Termination	HEE-010-MC	1 007 03 0000053	HEE-010-FC	1 007 03 0000054



Dimensions mm

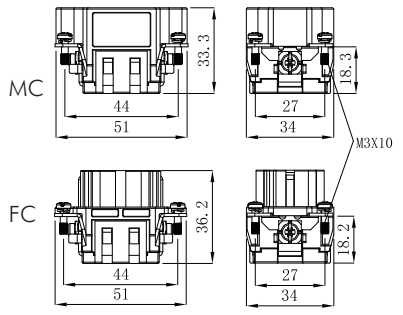

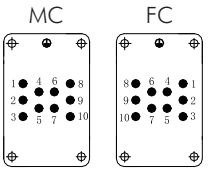

接插体排序
Contacts arrangement view
from termination side

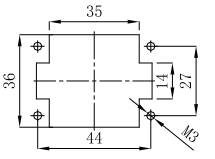

面板安装开孔图
Panel cut out for inserts
for use without hoods/housings

16A冷压针孔 / 16A Crimp Contacts

镀银 Silver Plated

Inserts	Product Model	Order No.	Inserts	Product Model	Order No.
Male	ESM-0.37	1 007 06 0000021	Female	ESF-0.37	1 007 07 0000021
	ESM-0.5	1 007 06 0000022		ESF-0.5	1 007 07 0000022
	ESM-0.75	1 007 06 0000023		ESF-0.75	1 007 07 0000023
	ESM-1.0	1 007 06 0000024		ESF-1.0	1 007 07 0000024
	ESM-1.5	1 007 06 0000025		ESF-1.5	1 007 07 0000025
	ESM-2.5	1 007 06 0000026		ESF-2.5	1 007 07 0000026
	ESM-4.0	1 007 06 0000027		ESF-4.0	1 007 07 0000027

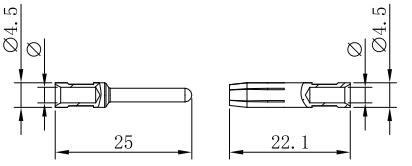

Marking		Wire gauge	Stripping length
no groove	0.14-0.37 mm²	AWG 26-22	7.5 mm
no groove	0.5 mm²	AWG 20	7.5 mm
1 no groove	0.75 mm²	AWG 18	7.5 mm
1 no groove	1 mm²	AWG 18	7.5 mm
2 no grooves	1.5 mm²	AWG 16	7.5 mm
3 no grooves	2.5 mm²	AWG 14	7.5 mm
wide groove	3 mm²	AWG 12	7.5 mm
no groove	4 mm²	AWG 12	7.5 mm



镀金 Gold Plated

Inserts	Product Model	Order No.	Inserts	Product Model	Order No.
Male	EGM-0.37	1 007 06 0000028	Female	EGF-0.37	1 007 07 0000028
	EGM-0.5	1 007 06 0000029		EGF-0.5	1 007 07 0000029
	EGM-0.75	1 007 06 0000030		EGF-0.75	1 007 07 0000030
	EGM-1.0	1 007 06 0000031		EGF-1.0	1 007 07 0000031
	EGM-1.5	1 007 06 0000032		EGF-1.5	1 007 07 0000032
	EGM-2.5	1 007 06 0000033		EGF-2.5	1 007 07 0000033
	EGM-4.0	1 007 06 0000034		EGF-4.0	1 007 07 0000034

→ HEE-18+ ⏚

500V/16A Size 10B 18+ ⏚

匹配 H10B 外壳系列,参见P170-178 For H10B,Hood/Housing Please Refer Page No. P170-178

Identification	Product Model	Order No.	Product Model	Order No.
冷压连接 / Crimp Termination	HEE-018-MC	1 007 03 0000055	HEE-018-FC	1 007 03 0000056





Dimensions mm

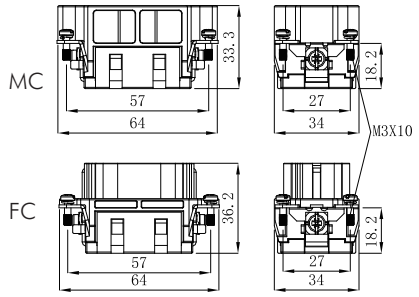

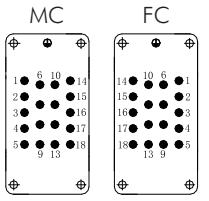

接插体排序
Contacts arrangement view
from termination side

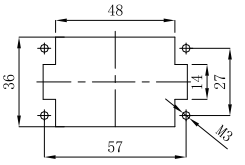

面板安装开孔图
Panel cut out for inserts
for use without hoods/housings

16A冷压针孔 / 16A Crimp Contacts

镀银 Silver Plated

Inserts	Product Model	Order No.	Inserts	Product Model	Order No.
Male	ESM-0.37	1 007 06 0000021	Female	ESF-0.37	1 007 07 0000021
	ESM-0.5	1 007 06 0000022		ESF-0.5	1 007 07 0000022
	ESM-0.75	1 007 06 0000023		ESF-0.75	1 007 07 0000023
	ESM-1.0	1 007 06 0000024		ESF-1.0	1 007 07 0000024
	ESM-1.5	1 007 06 0000025		ESF-1.5	1 007 07 0000025
	ESM-2.5	1 007 06 0000026		ESF-2.5	1 007 07 0000026
	ESM-4.0	1 007 06 0000027		ESF-4.0	1 007 07 0000027

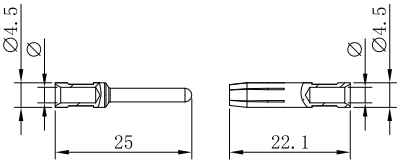

Marking		Wire gauge	Stripping length
no groove	0.14-0.37 mm²	AWG 26-22	7.5 mm
no groove	0.5 mm²	AWG 20	7.5 mm
1 no groove	0.75 mm²	AWG 18	7.5 mm
1 no groove	1 mm²	AWG 18	7.5 mm
2 no grooves	1.5 mm²	AWG 16	7.5 mm
3 no grooves	2.5 mm²	AWG 14	7.5 mm
wide groove	3 mm²	AWG 12	7.5 mm
no groove	4 mm²	AWG 12	7.5 mm



镀金 Gold Plated

Inserts	Product Model	Order No.	Inserts	Product Model	Order No.
Male	EGM-0.37	1 007 06 0000028	Female	EGF-0.37	1 007 07 0000028
	EGM-0.5	1 007 06 0000029		EGF-0.5	1 007 07 0000029
	EGM-0.75	1 007 06 0000030		EGF-0.75	1 007 07 0000030
	EGM-1.0	1 007 06 0000031		EGF-1.0	1 007 07 0000031
	EGM-1.5	1 007 06 0000032		EGF-1.5	1 007 07 0000032
	EGM-2.5	1 007 06 0000033		EGF-2.5	1 007 07 0000033
	EGM-4.0	1 007 06 0000034		EGF-4.0	1 007 07 0000034

→ HEE-32+⏚

500V/16A Size 16B 32+⏚

匹配 H16B 外壳系列,参见P179-187 For H16B,Hood/Housing Please Refer Page No. P179-187

Identification	Product Model	Order No.	Product Model	Order No.
冷压连接 / Crimp Termination	HEE-032-MC	1 007 03 0000057	HEE-032-FC	1 007 03 0000058



Dimensions mm

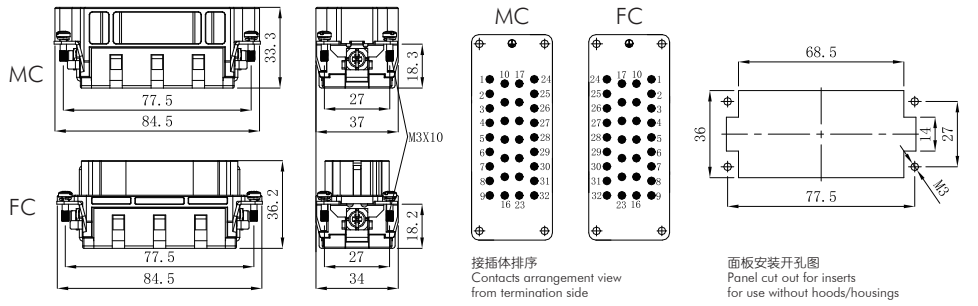

16A冷压针孔 / 16A Crimp Contacts

镀银 Silver Plated

Inserts	Product Model	Order No.	Inserts	Product Model	Order No.
Male	ESM-0.37	1 007 06 0000021	Female	ESF-0.37	1 007 07 0000021
	ESM-0.5	1 007 06 0000022		ESF-0.5	1 007 07 0000022
	ESM-0.75	1 007 06 0000023		ESF-0.75	1 007 07 0000023
	ESM-1.0	1 007 06 0000024		ESF-1.0	1 007 07 0000024
	ESM-1.5	1 007 06 0000025		ESF-1.5	1 007 07 0000025
	ESM-2.5	1 007 06 0000026		ESF-2.5	1 007 07 0000026
	ESM-4.0	1 007 06 0000027		ESF-4.0	1 007 07 0000027

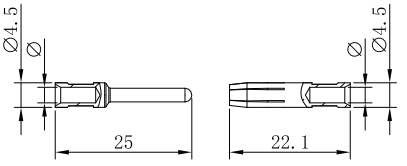

Marking		Wire gauge	Stripping length
no groove	0.14-0.37 mm²	AWG 26-22	7.5 mm
no groove	0.5 mm²	AWG 20	7.5 mm
1 no groove	0.75 mm²	AWG 18	7.5 mm
1 no groove	1 mm²	AWG 18	7.5 mm
2 no grooves	1.5 mm²	AWG 16	7.5 mm
3 no grooves	2.5 mm²	AWG 14	7.5 mm
wide groove	3 mm²	AWG 12	7.5 mm
no groove	4 mm²	AWG 12	7.5 mm



镀金 Gold Plated

Inserts	Product Model	Order No.	Inserts	Product Model	Order No.
Male	EGM-0.37	1 007 06 0000028	Female	EGF-0.37	1 007 07 0000028
	EGM-0.5	1 007 06 0000029		EGF-0.5	1 007 07 0000029
	EGM-0.75	1 007 06 0000030		EGF-0.75	1 007 07 0000030
	EGM-1.0	1 007 06 0000031		EGF-1.0	1 007 07 0000031
	EGM-1.5	1 007 06 0000032		EGF-1.5	1 007 07 0000032
	EGM-2.5	1 007 06 0000033		EGF-2.5	1 007 07 0000033
	EGM-4.0	1 007 06 0000034		EGF-4.0	1 007 07 0000034

→ HEE-46+ ⏚

500V/16A Size 24B 46+ ⏚

匹配 H24B 外壳系列,参见P188-197 For H24B,Hood/Housing Please Refer Page No. P188-197

Identification	Product Model	Order No.	Product Model	Order No.
冷压连接 / Crimp Termination	HEE-046-MC	1 007 03 0000059	HEE-046-FC	1 007 03 0000060



Dimensions mm

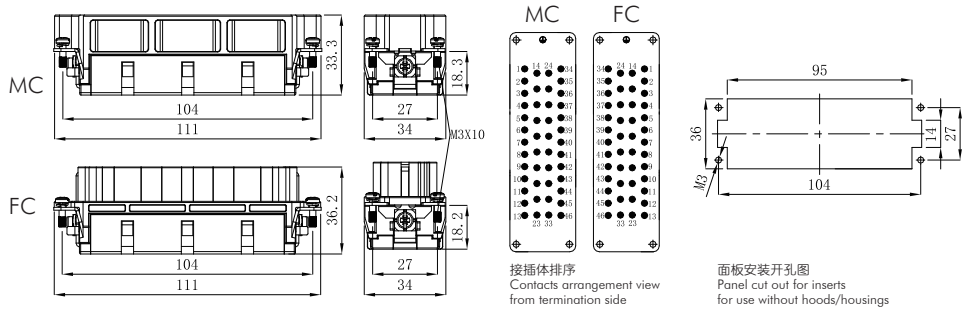

16A冷压针孔 / 16A Crimp Contacts

镀银 Silver Plated

Inserts	Product Model	Order No.	Inserts	Product Model	Order No.
Male	ESM-0.37	1 007 06 0000021	Female	ESF-0.37	1 007 07 0000021
	ESM-0.5	1 007 06 0000022		ESF-0.5	1 007 07 0000022
	ESM-0.75	1 007 06 0000023		ESF-0.75	1 007 07 0000023
	ESM-1.0	1 007 06 0000024		ESF-1.0	1 007 07 0000024
	ESM-1.5	1 007 06 0000025		ESF-1.5	1 007 07 0000025
	ESM-2.5	1 007 06 0000026		ESF-2.5	1 007 07 0000026
	ESM-4.0	1 007 06 0000027		ESF-4.0	1 007 07 0000027

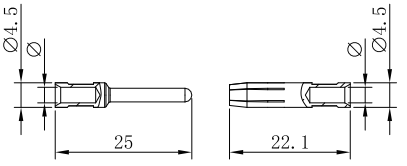

Marking		Wire gauge	Stripping length
no groove	0.14-0.37 mm²	AWG 26-22	7.5 mm
no groove	0.5 mm²	AWG 20	7.5 mm
1 no groove	0.75 mm²	AWG 18	7.5 mm
1 no groove	1 mm²	AWG 18	7.5 mm
2 no grooves	1.5 mm²	AWG 16	7.5 mm
3 no grooves	2.5 mm²	AWG 14	7.5 mm
wide groove	3 mm²	AWG 12	7.5 mm
no groove	4 mm²	AWG 12	7.5 mm



镀金 Gold Plated

Inserts	Product Model	Order No.	Inserts	Product Model	Order No.
Male	EGM-0.37	1 007 06 0000028	Female	EGF-0.37	1 007 07 0000028
	EGM-0.5	1 007 06 0000029		EGF-0.5	1 007 07 0000029
	EGM-0.75	1 007 06 0000030		EGF-0.75	1 007 07 0000030
	EGM-1.0	1 007 06 0000031		EGF-1.0	1 007 07 0000031
	EGM-1.5	1 007 06 0000032		EGF-1.5	1 007 07 0000032
	EGM-2.5	1 007 06 0000033		EGF-2.5	1 007 07 0000033
	EGM-4.0	1 007 06 0000034		EGF-4.0	1 007 07 0000034

→ HEE-64+⏚

500V/16A Size 32B 64+⏚

匹配 H32B 外壳系列,参见P198-201 For H32B,Hood/Housing Please Refer Page No. P198-201

Identification	Product Model	Order No.	Product Model	Order No.
冷压连接 / Crimp Termination	HEE-032-MC	1 007 03 0000057	HEE-032-FC	1 007 03 0000058
	HEE-064-MC(33-64)	1 007 03 0000061	HEE-064-FC(33-64)	1 007 03 0000062



Dimensions mm

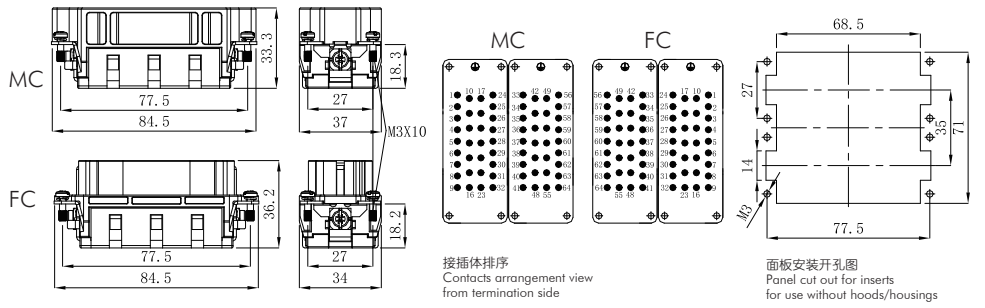

16A冷压针孔 / 16A Crimp Contacts

镀银 Silver Plated

Inserts	Product Model	Order No.	Inserts	Product Model	Order No.
Male	ESM-0.37	1 007 06 0000021	Female	ESF-0.37	1 007 07 0000021
	ESM-0.5	1 007 06 0000022		ESF-0.5	1 007 07 0000022
	ESM-0.75	1 007 06 0000023		ESF-0.75	1 007 07 0000023
	ESM-1.0	1 007 06 0000024		ESF-1.0	1 007 07 0000024
	ESM-1.5	1 007 06 0000025		ESF-1.5	1 007 07 0000025
	ESM-2.5	1 007 06 0000026		ESF-2.5	1 007 07 0000026
	ESM-4.0	1 007 06 0000027		ESF-4.0	1 007 07 0000027

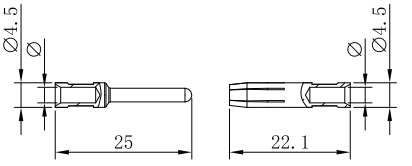

Marking		Wire gauge	Stripping length
no groove	0.14-0.37 mm²	AWG 26-22	7.5 mm
no groove	0.5 mm²	AWG 20	7.5 mm
1 no groove	0.75 mm²	AWG 18	7.5 mm
1 no groove	1 mm²	AWG 18	7.5 mm
2 no grooves	1.5 mm²	AWG 16	7.5 mm
3 no grooves	2.5 mm²	AWG 14	7.5 mm
wide groove	3 mm²	AWG 12	7.5 mm
no groove	4 mm²	AWG 12	7.5 mm



镀金 Gold Plated

Inserts	Product Model	Order No.	Inserts	Product Model	Order No.
Male	EGM-0.37	1 007 06 0000028	Female	EGF-0.37	1 007 07 0000028
	EGM-0.5	1 007 06 0000029		EGF-0.5	1 007 07 0000029
	EGM-0.75	1 007 06 0000030		EGF-0.75	1 007 07 0000030
	EGM-1.0	1 007 06 0000031		EGF-1.0	1 007 07 0000031
	EGM-1.5	1 007 06 0000032		EGF-1.5	1 007 07 0000032
	EGM-2.5	1 007 06 0000033		EGF-2.5	1 007 07 0000033
	EGM-4.0	1 007 06 0000034		EGF-4.0	1 007 07 0000034

→ HEE-92+ ⏚

500V/16A Size 48B 92+ ⏚

匹配 H48B 外壳系列,参见P202-203 For H48B,Hood/Housing Please Refer Page No. P202-203

Identification	Product Model	Order No.	Product Model	Order No.
冷压连接 / Crimp Termination	HEE-046-MC	1 007 03 0000059	HEE-046-FC	1 007 03 0000060
	HEE-092-MC(47-92)	1 007 03 0000063	HEE-092-FC(47-92)	1 007 03 0000064



Dimensions mm

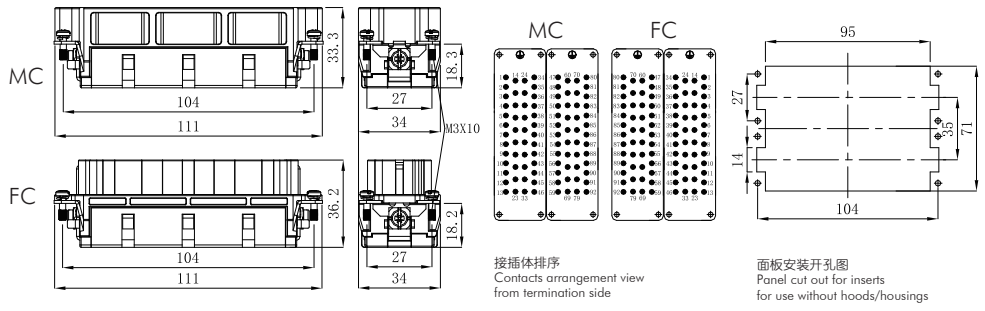

16A冷压针孔 / 16A Crimp Contacts

镀银 Silver Plated

Inserts	Product Model	Order No.	Inserts	Product Model	Order No.
Male	ESM-0.37	1 007 06 0000021	Female	ESF-0.37	1 007 07 0000021
	ESM-0.5	1 007 06 0000022		ESF-0.5	1 007 07 0000022
	ESM-0.75	1 007 06 0000023		ESF-0.75	1 007 07 0000023
	ESM-1.0	1 007 06 0000024		ESF-1.0	1 007 07 0000024
	ESM-1.5	1 007 06 0000025		ESF-1.5	1 007 07 0000025
	ESM-2.5	1 007 06 0000026		ESF-2.5	1 007 07 0000026
	ESM-4.0	1 007 06 0000027		ESF-4.0	1 007 07 0000027

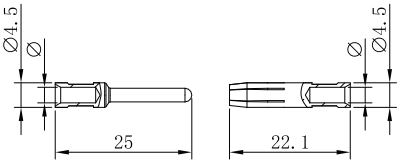

Marking		Wire gauge	Stripping length
no groove	0.14-0.37 mm²	AWG 26-22	7.5 mm
no groove	0.5 mm²	AWG 20	7.5 mm
1 no groove	0.75 mm²	AWG 18	7.5 mm
1 no groove	1 mm²	AWG 18	7.5 mm
2 no grooves	1.5 mm²	AWG 16	7.5 mm
3 no grooves	2.5 mm²	AWG 14	7.5 mm
wide groove	3 mm²	AWG 12	7.5 mm
no groove	4 mm²	AWG 12	7.5 mm



镀金 Gold Plated

Inserts	Product Model	Order No.	Inserts	Product Model	Order No.
Male	EGM-0.37	1 007 06 0000028	Female	EGF-0.37	1 007 07 0000028
	EGM-0.5	1 007 06 0000029		EGF-0.5	1 007 07 0000029
	EGM-0.75	1 007 06 0000030		EGF-0.75	1 007 07 0000030
	EGM-1.0	1 007 06 0000031		EGF-1.0	1 007 07 0000031
	EGM-1.5	1 007 06 0000032		EGF-1.5	1 007 07 0000032
	EGM-2.5	1 007 06 0000033		EGF-2.5	1 007 07 0000033
	EGM-4.0	1 007 06 0000034		EGF-4.0	1 007 07 0000034

插芯 Inserts　可与框架及其他所有模块产品组合使用 Combination With Hinged Frame and Other Modules Possible.

技术参数 Technical Characteristics

规范	Specifications	DIN EN 60 664 / DIN EN 61 984
插芯	Inserts	
接插件针数	Number Of Contacts	40,64,80(2x40),(2x46)+PE
额定电流（见负载图）	Rated Current（See Current Carrying Capacity）	16A
额定电压	Rated Voltage	500V
额定脉冲电压	Rated Impulse Voltage	6KV
污染程度	Pollution Degree	3
绝缘电阻	Insulation Resistance	$\geq 10^{10}\Omega$
材料	Material	聚碳酸酯 Polycarbonate
工作温度范围	Limiting Temperatures	-40℃...+125℃
依据UL 94的阻燃等级	Flammability Acc. To UL 94	V0
据UL/CUL额定电压	Rated Voltage Acc.To UL/CUL	600V
可拔插次数	Mating Cycles	≥500
插针	Contacts	
材料	Material	铜合金 Copper Alloy
表面处理	Surface	镀银/镀金 Hard Silver-Plated Hard Gold-Plated
接触电阻	Contact Resistance	≤1mΩ
螺钉连接	Screw Termination	
导线规格	Wire Gauge	0.14-4.0mm² AWG 26-12
剥线长度	Stripping length	7.5mm

→ HEEE-40+ ⏚

500V/16A Size 16B 40+⏚

匹配 H16B 外壳系列,参见P179-187 For H16B,Hood/Housing Please Refer Page No. P179-187

Identification	Product Model	Order No.	Product Model	Order No.
冷压连接 / Crimp Termination	HEEE-040-MC	1 007 03 0000141	HEEE-040-FC	1 007 03 0000142



Dimensions mm

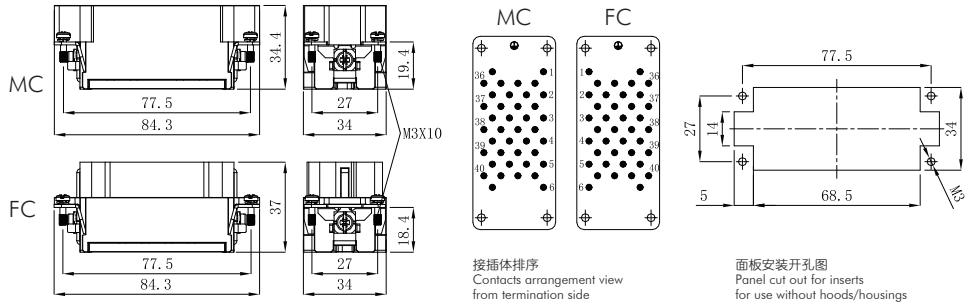

16A冷压针孔 / 16A Crimp Contacts

镀银 Silver Plated

Inserts	Product Model	Order No.	Inserts	Product Model	Order No.
Male	ESM-0.37	1 007 06 0000021	Female	ESF-0.37	1 007 07 0000021
	ESM-0.5	1 007 06 0000022		ESF-0.5	1 007 07 0000022
	ESM-0.75	1 007 06 0000023		ESF-0.75	1 007 07 0000023
	ESM-1.0	1 007 06 0000024		ESF-1.0	1 007 07 0000024
	ESM-1.5	1 007 06 0000025		ESF-1.5	1 007 07 0000025
	ESM-2.5	1 007 06 0000026		ESF-2.5	1 007 07 0000026
	ESM-4.0	1 007 06 0000027		ESF-4.0	1 007 07 0000027

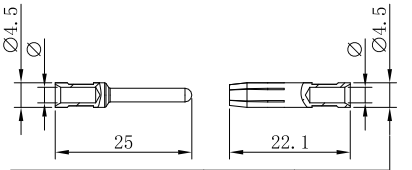

Marking		Wire gauge	Stripping length
no groove	0.14-0.37 mm²	AWG 26-22	7.5 mm
no groove	0.5 mm²	AWG 20	7.5 mm
1 no groove	0.75 mm²	AWG 18	7.5 mm
1 no groove	1 mm²	AWG 18	7.5 mm
2 no grooves	1.5 mm²	AWG 16	7.5 mm
3 no grooves	2.5 mm²	AWG 14	7.5 mm
wide groove	3 mm²	AWG 12	7.5 mm
no groove	4 mm²	AWG 12	7.5 mm



镀金 Gold Plated

Inserts	Product Model	Order No.	Inserts	Product Model	Order No.
Male	EGM-0.37	1 007 06 0000028	Female	EGF-0.37	1 007 07 0000028
	EGM-0.5	1 007 06 0000029		EGF-0.5	1 007 07 0000029
	EGM-0.75	1 007 06 0000030		EGF-0.75	1 007 07 0000030
	EGM-1.0	1 007 06 0000031		EGF-1.0	1 007 07 0000031
	EGM-1.5	1 007 06 0000032		EGF-1.5	1 007 07 0000032
	EGM-2.5	1 007 06 0000033		EGF-2.5	1 007 07 0000033
	EGM-4.0	1 007 06 0000034		EGF-4.0	1 007 07 0000034

→ HEEE-64+⏚

500V/16A Size 24B 64+⏚

匹配 H24B 外壳系列,参见P188-197 For H24B,Hood/Housing Please Refer Page No. P188-197

Identification	Product Model	Order No.	Product Model	Order No.
冷压连接 / Crimp Termination	HEEE-064-MC	1 007 03 0000143	HEEE-064-FC	1 007 03 0000144



Dimensions mm

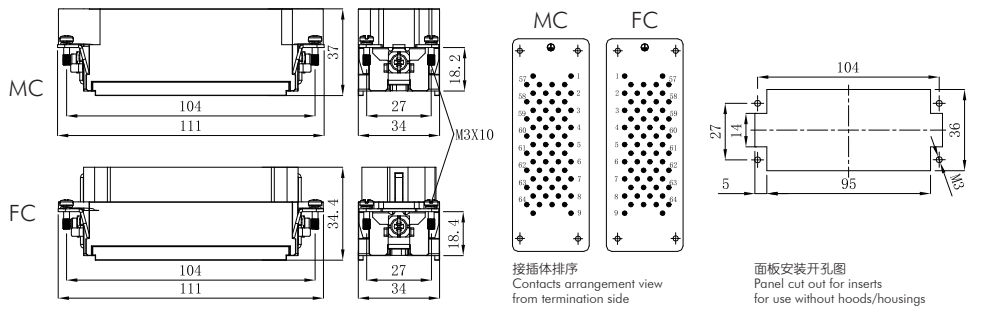

16A冷压针孔 / 16A Crimp Contacts

镀银 Silver Plated

Inserts	Product Model	Order No.	Inserts	Product Model	Order No.
Male	ESM-0.37	1 007 06 0000021	Female	ESF-0.37	1 007 07 0000021
	ESM-0.5	1 007 06 0000022		ESF-0.5	1 007 07 0000022
	ESM-0.75	1 007 06 0000023		ESF-0.75	1 007 07 0000023
	ESM-1.0	1 007 06 0000024		ESF-1.0	1 007 07 0000024
	ESM-1.5	1 007 06 0000025		ESF-1.5	1 007 07 0000025
	ESM-2.5	1 007 06 0000026		ESF-2.5	1 007 07 0000026
	ESM-4.0	1 007 06 0000027		ESF-4.0	1 007 07 0000027

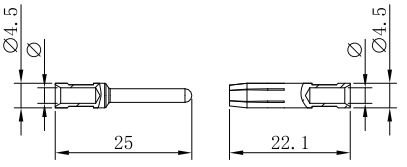

Marking		Wire gauge	Stripping length
no groove	0.14-0.37 mm²	AWG 26-22	7.5 mm
no groove	0.5 mm²	AWG 20	7.5 mm
1 no groove	0.75 mm²	AWG 18	7.5 mm
1 no groove	1 mm²	AWG 18	7.5 mm
2 no grooves	1.5 mm²	AWG 16	7.5 mm
3 no grooves	2.5 mm²	AWG 14	7.5 mm
wide groove	3 mm²	AWG 12	7.5 mm
no groove	4 mm²	AWG 12	7.5 mm



镀金 Gold Plated

Inserts	Product Model	Order No.	Inserts	Product Model	Order No.
Male	EGM-0.37	1 007 06 0000028	Female	EGF-0.37	1 007 07 0000028
	EGM-0.5	1 007 06 0000029		EGF-0.5	1 007 07 0000029
	EGM-0.75	1 007 06 0000030		EGF-0.75	1 007 07 0000030
	EGM-1.0	1 007 06 0000031		EGF-1.0	1 007 07 0000031
	EGM-1.5	1 007 06 0000032		EGF-1.5	1 007 07 0000032
	EGM-2.5	1 007 06 0000033		EGF-2.5	1 007 07 0000033
	EGM-4.0	1 007 06 0000034		EGF-4.0	1 007 07 0000034

→ HEEE-80+ ⏚

500V/16A Size 32B 80+ ⏚

匹配 H32B 外壳系列,参见P198-201 For H32B,Hood/Housing Please Refer Page No. P198-201

Identification	Product Model	Order No.	Product Model	Order No.
冷压连接 / Crimp Termination				
	HEEE-040-MC	1 007 03 0000141	HEEE-040-FC	1 007 03 0000142
	HEEE-080-MC（41-80）	1 007 03 0000145	HEEE-080-FC（41-80）	1 007 03 0000146



Dimensions mm

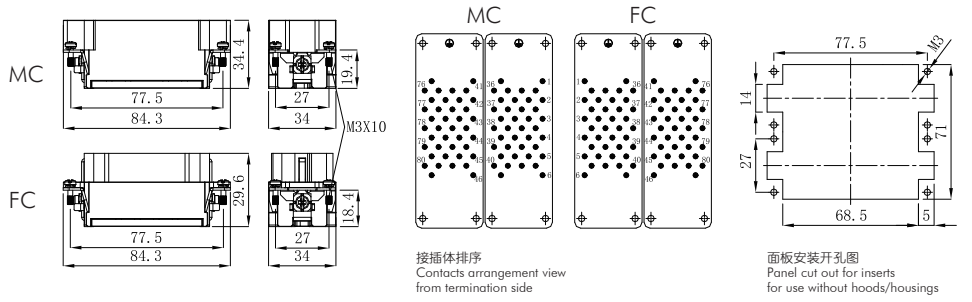

16A冷压针孔 / 16A Crimp Contacts

镀银 Silver Plated

Inserts	Product Model	Order No.	Inserts	Product Model	Order No.
Male	ESM-0.37	1 007 06 0000021	Female	ESF-0.37	1 007 07 0000021
	ESM-0.5	1 007 06 0000022		ESF-0.5	1 007 07 0000022
	ESM-0.75	1 007 06 0000023		ESF-0.75	1 007 07 0000023
	ESM-1.0	1 007 06 0000024		ESF-1.0	1 007 07 0000024
	ESM-1.5	1 007 06 0000025		ESF-1.5	1 007 07 0000025
	ESM-2.5	1 007 06 0000026		ESF-2.5	1 007 07 0000026
	ESM-4.0	1 007 06 0000027		ESF-4.0	1 007 07 0000027

镀金 Gold Plated



Inserts	Product Model	Order No.	Inserts	Product Model	Order No.
Male	EGM-0.37	1 007 06 0000028	Female	EGF-0.37	1 007 07 0000028
	EGM-0.5	1 007 06 0000029		EGF-0.5	1 007 07 0000029
	EGM-0.75	1 007 06 0000030		EGF-0.75	1 007 07 0000030
	EGM-1.0	1 007 06 0000031		EGF-1.0	1 007 07 0000031
	EGM-1.5	1 007 06 0000032		EGF-1.5	1 007 07 0000032
	EGM-2.5	1 007 06 0000033		EGF-2.5	1 007 07 0000033
	EGM-4.0	1 007 06 0000034		EGF-4.0	1 007 07 0000034

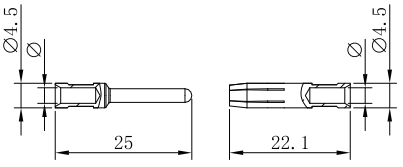

Marking		Wire gauge	Stripping length
no groove	0.14-0.37 mm²	AWG 26-22	7.5 mm
no groove	0.5 mm²	AWG 20	7.5 mm
1 no groove	0.75 mm²	AWG 18	7.5 mm
1 no groove	1 mm²	AWG 18	7.5 mm
2 no grooves	1.5 mm²	AWG 16	7.5 mm
3 no grooves	2.5 mm²	AWG 14	7.5 mm
wide groove	3 mm²	AWG 12	7.5 mm
no groove	4 mm²	AWG 12	7.5 mm

→ HEEE-128+ ⏚

500V/16A Size 48B 128+ ⏚

匹配 H48B 外壳系列,参见P202-203 For H48B,Hood/Housing Please Refer Page No. P202-203

Identification	Product Model	Order No.	Product Model	Order No.
冷压连接 / Crimp Termination	HEEE-064-MC	1 007 03 0000143	HEEE-064-FC	1 007 03 0000144
	HEEE-128-MC（65-128）	1 007 03 0000147	HEEE-128-FC（65-128）	1 007 03 0000148



Dimensions mm

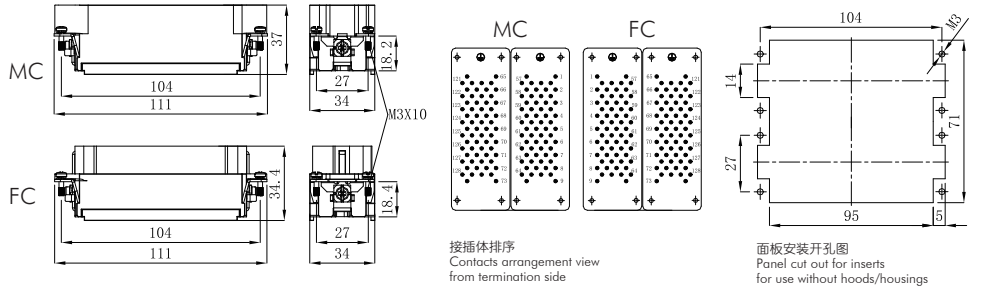

16A冷压针孔 / 16A Crimp Contacts

镀银 Silver Plated

Inserts	Product Model	Order No.	Inserts	Product Model	Order No.
Male	ESM-0.37	1 007 06 0000021	Female	ESF-0.37	1 007 07 0000021
	ESM-0.5	1 007 06 0000022		ESF-0.5	1 007 07 0000022
	ESM-0.75	1 007 06 0000023		ESF-0.75	1 007 07 0000023
	ESM-1.0	1 007 06 0000024		ESF-1.0	1 007 07 0000024
	ESM-1.5	1 007 06 0000025		ESF-1.5	1 007 07 0000025
	ESM-2.5	1 007 06 0000026		ESF-2.5	1 007 07 0000026
	ESM-4.0	1 007 06 0000027		ESF-4.0	1 007 07 0000027

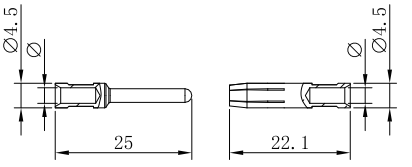

Marking		Wire gauge	Stripping length
no groove	0.14-0.37 mm²	AWG 26-22	7.5 mm
no groove	0.5 mm²	AWG 20	7.5 mm
1 no groove	0.75 mm²	AWG 18	7.5 mm
1 no groove	1 mm²	AWG 18	7.5 mm
2 no grooves	1.5 mm²	AWG 16	7.5 mm
3 no grooves	2.5 mm²	AWG 14	7.5 mm
wide groove	3 mm²	AWG 12	7.5 mm
no groove	4 mm²	AWG 12	7.5 mm



镀金 Gold Plated

Inserts	Product Model	Order No.	Inserts	Product Model	Order No.
Male	EGM-0.37	1 007 06 0000028	Female	EGF-0.37	1 007 07 0000028
	EGM-0.5	1 007 06 0000029		EGF-0.5	1 007 07 0000029
	EGM-0.75	1 007 06 0000030		EGF-0.75	1 007 07 0000030
	EGM-1.0	1 007 06 0000031		EGF-1.0	1 007 07 0000031
	EGM-1.5	1 007 06 0000032		EGF-1.5	1 007 07 0000032
	EGM-2.5	1 007 06 0000033		EGF-2.5	1 007 07 0000033
	EGM-4.0	1 007 06 0000034		EGF-4.0	1 007 07 0000034

→ HD系列 Series

HD调整插针分布可提高工作电压至500V
HD modified contact arrangement up to 500V

HD接插体在装满插针时， 在绝缘等级3(C) 时， 其工作电压可达250V。但其插针分布经过调整，同样在绝缘等级3(C)时，其工作电压允许值可达500V。
The connector series HD equipped with all contacts maybe used for voltage upto 250V at insulation group C，
but modified contact loading arrangement permits useupto 500V at insulation group C.

插针分布图 Contact Arrangement View From Termination Side.

● 装有插针的插孔 Working Contact　　O 不装插针的插孔 Without Contact　　M–公接插体 Male Insert　　F–母接插体 Female Insert

10A 500V 6KV 3

4+⏚　7+⏚　11+⏚　20+⏚　32+⏚

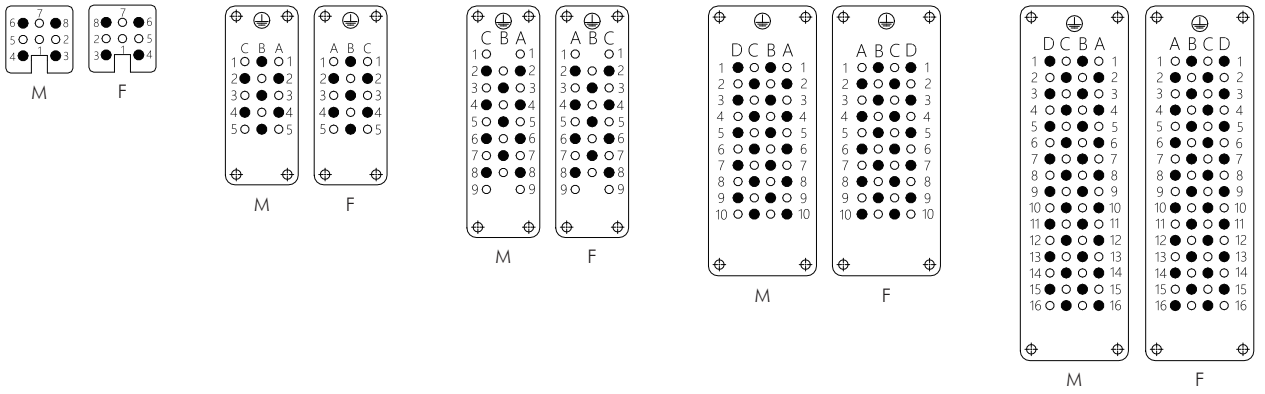

插芯 Inserts　可与框架及其他所有模块产品组合使用 Combination With Hinged Frame and Other Modules Possible.

技术参数 Technical Characteristics

规范	Specifications	DIN EN 60 664 / DIN EN 61 984
插芯	**Inserts**	
接插件针数	Number Of Contacts	7,8,15,25,40,50(2x25),64,80(2x40),128(2x64)+PE
额定电流（见负载图）	Rated Current（See Current Carrying Capacity）	10A
额定电压	Rated Voltage	250V
额定脉冲电压	Rated Impulse Voltage	4KV
污染程度2时	Pollution Degree 2	10A 230/400V 4KV
污染程度	Pollution Degree	3
绝缘电阻	Insulation Resistance	$\geq 10^{10}\Omega$
材料	Material	聚碳酸酯 Polycarbonate
工作温度范围	Limiting Temperatures	-40℃...+125℃
依据UL 94的阻燃等级	Flammability Acc. To UL 94	V0
据UL/CUL额定电压	Rated Voltage Acc.To UL/CUL	600V
可拔插次数	Mating Cycles	≥500
插针	**Contacts**	
材料	Material	铜合金 Copper Alloy
表面处理	Surface	镀银/镀金 Hard Silver-Plated Hard Gold-Plated
接触电阻	Contact Resistance	≤3mΩ
冷压压接	Crimp Termination	
导线规格	Wire Gauge	0.14-2.5mm² AWG 26-14

电流负载能力
Current Carrying Capacity

电流负载能力所受的限制主要来自包含接插针的接插体可承受的最大温度。
测试和控制过程依据 IEC 60512-3。

The current carrying is limited by maximum temperature of materials for Inserts and contacts including terminals. Measuring and testing techniques according to IEC 60512-3.

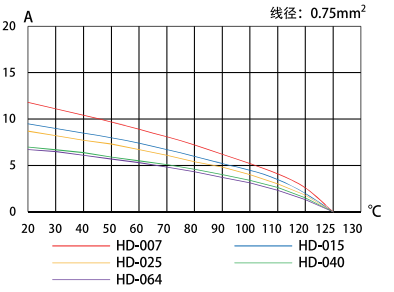

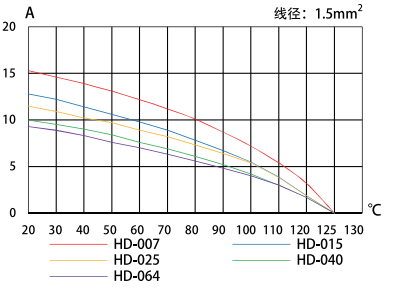

→ HD-7+ ⏚

250V/10A Size 3A 7+⏚

匹配 H3A 外壳系列,参见P156-159 For H3A,Hood/Housing Please Refer Page No. P156-159

Identification	Product Model	Order No.	Product Model	Order No.
冷压连接 / Crimp Termination	HD-007-MC	1 007 03 0000065	HD-007-FC	1 007 03 0000066



Dimensions mm

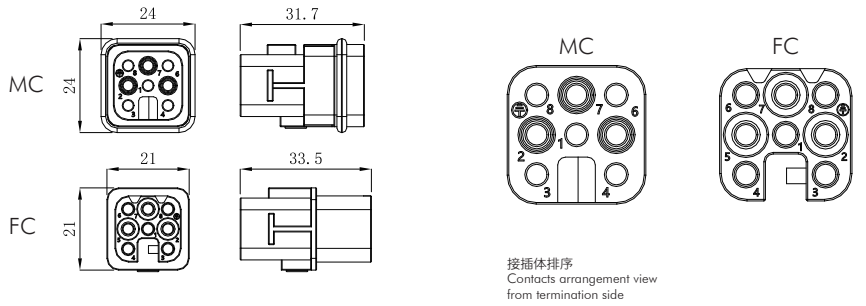

10A冷压针孔 / 10A Crimp Contacts



镀银 Silver Plated

Inserts	Product Model	Order No.	Inserts	Product Model	Order No.
Male	DSM-0.37	1 007 06 0000009	Female	DSF-0.37	1 007 07 0000009
	DSM-0.5	1 007 06 0000010		DSF-0.5	1 007 07 0000010
	DSM-0.75	1 007 06 0000011		DSF-0.75	1 007 07 0000011
	DSM-1.0	1 007 06 0000012		DSF-1.0	1 007 07 0000012
	DSM-1.5	1 007 06 0000013		DSF-1.5	1 007 07 0000013
	DSM-2.5	1 007 06 0000014		DSF-2.5	1 007 07 0000014

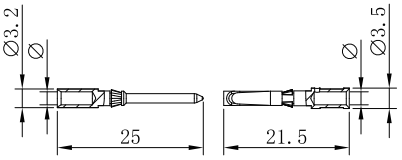

Wire gauge		Φ	Stripping length
0.14-0.37 mm²	AWG 26-22	0.9 mm	8 mm
0.5 mm²	AWG 20	1.1 mm	8 mm
0.75 mm²	AWG 18	1.3 mm	8 mm
1 mm²	AWG 18	1.45 mm	8 mm
1.5 mm²	AWG 16	1.75 mm	8 mm
2.5 mm²	AWG 14	2.25 mm	6 mm

镀金 Gold Plated

Inserts	Product Model	Order No.	Inserts	Product Model	Order No.
Male	DGM-0.37	1 007 06 0000015	Female	DGF-0.37	1 007 07 0000015
	DGM-0.5	1 007 06 0000016		DGF-0.5	1 007 07 0000016
	DGM-0.75	1 007 06 0000017		DGF-0.75	1 007 07 0000017
	DGM-1.0	1 007 06 0000018		DGF-1.0	1 007 07 0000018
	DGM-1.5	1 007 06 0000019		DGF-1.5	1 007 07 0000019
	DGM-2.5	1 007 06 0000020		DGF-2.5	1 007 07 0000020

→ HD-8

-120V~50V/10A Size 3A 8

匹配 H3A 外壳系列,参见P156-159 For H3A,Hood/Housing Please Refer Page No. P156-159

Identification	Product Model	Order No.	Product Model	Order No.
冷压连接 / Crimp Termination	HD-008-MC	1 007 03 0000067	HD-008-FC	1 007 03 0000068



Dimensions mm

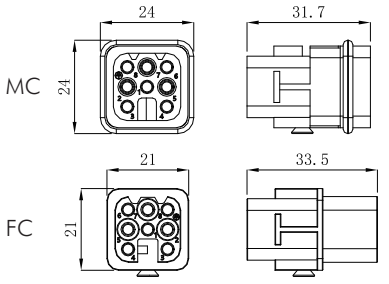

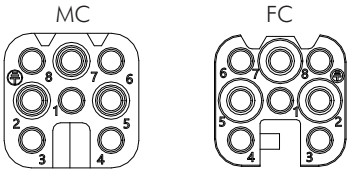

接插体排序
Contacts arrangement view
from termination side

10A冷压针孔 / 10A Crimp Contacts

镀银 Silver Plated

Inserts	Product Model	Order No.	Inserts	Product Model	Order No.
Male	DSM-0.37	1 007 06 0000009	Female	DSF-0.37	1 007 07 0000009
	DSM-0.5	1 007 06 0000010		DSF-0.5	1 007 07 0000010
	DSM-0.75	1 007 06 0000011		DSF-0.75	1 007 07 0000011
	DSM-1.0	1 007 06 0000012		DSF-1.0	1 007 07 0000012
	DSM-1.5	1 007 06 0000013		DSF-1.5	1 007 07 0000013
	DSM-2.5	1 007 06 0000014		DSF-2.5	1 007 07 0000014

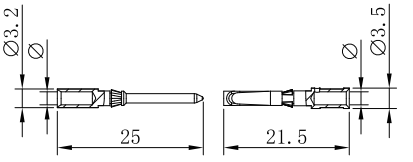

Wire gauge		Φ	Stripping length
0.14-0.37 mm²	AWG 26-22	0.9 mm	8 mm
0.5 mm²	AWG 20	1.1 mm	8 mm
0.75 mm²	AWG 18	1.3 mm	8 mm
1 mm²	AWG 18	1.45 mm	8 mm
1.5 mm²	AWG 16	1.75 mm	8 mm
2.5 mm²	AWG 14	2.25 mm	6 mm

镀金 Gold Plated

Inserts	Product Model	Order No.	Inserts	Product Model	Order No.
Male	DGM-0.37	1 007 06 0000015	Female	DGF-0.37	1 007 07 0000015
	DGM-0.5	1 007 06 0000016		DGF-0.5	1 007 07 0000016
	DGM-0.75	1 007 06 0000017		DGF-0.75	1 007 07 0000017
	DGM-1.0	1 007 06 0000018		DGF-1.0	1 007 07 0000018
	DGM-1.5	1 007 06 0000019		DGF-1.5	1 007 07 0000019
	DGM-2.5	1 007 06 0000020		DGF-2.5	1 007 07 0000020

→ HD-15+ ⏚

250V/10A Size 10A 15+ ⏚

匹配 H10A 外壳系列,参见P160-161 For H10A,Hood/Housing Please Refer Page No. P160-161

Identification	Product Model	Order No.	Product Model	Order No.
冷压连接 / Crimp Termination	HD-015-MC	1 007 03 0000069	HD-015-FC	1 007 03 0000070



Dimensions mm

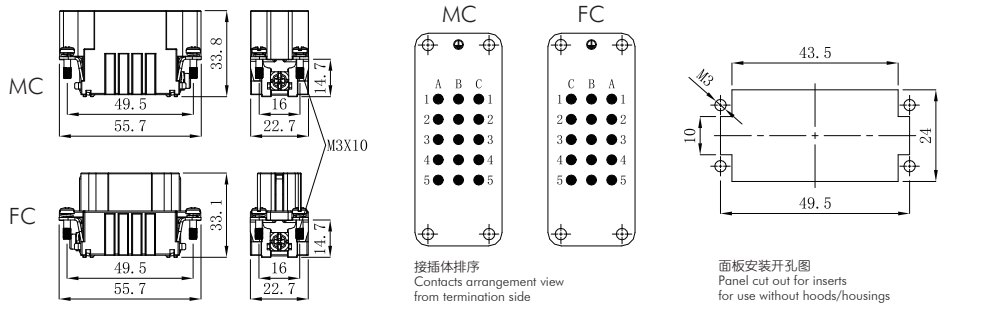

10A冷压针孔 / 10A Crimp Contacts



镀银 Silver Plated

Inserts	Product Model	Order No.	Inserts	Product Model	Order No.
Male	DSM-0.37	1 007 06 0000009	Female	DSF-0.37	1 007 07 0000009
	DSM-0.5	1 007 06 0000010		DSF-0.5	1 007 07 0000010
	DSM-0.75	1 007 06 0000011		DSF-0.75	1 007 07 0000011
	DSM-1.0	1 007 06 0000012		DSF-1.0	1 007 07 0000012
	DSM-1.5	1 007 06 0000013		DSF-1.5	1 007 07 0000013
	DSM-2.5	1 007 06 0000014		DSF-2.5	1 007 07 0000014

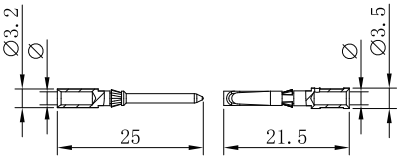

Wire gauge		Φ	Stripping length
0.14-0.37 mm²	AWG 26-22	0.9 mm	8 mm
0.5 mm²	AWG 20	1.1 mm	8 mm
0.75 mm²	AWG 18	1.3 mm	8 mm
1 mm²	AWG 18	1.45 mm	8 mm
1.5 mm²	AWG 16	1.75 mm	8 mm
2.5 mm²	AWG 14	2.25 mm	6 mm

镀金 Gold Plated

Inserts	Product Model	Order No.	Inserts	Product Model	Order No.
Male	DGM-0.37	1 007 06 0000015	Female	DGF-0.37	1 007 07 0000015
	DGM-0.5	1 007 06 0000016		DGF-0.5	1 007 07 0000016
	DGM-0.75	1 007 06 0000017		DGF-0.75	1 007 07 0000017
	DGM-1.0	1 007 06 0000018		DGF-1.0	1 007 07 0000018
	DGM-1.5	1 007 06 0000019		DGF-1.5	1 007 07 0000019
	DGM-2.5	1 007 06 0000020		DGF-2.5	1 007 07 0000020

→ HD-25+ ⏚

250V/10A Size 16A 25+ ⏚

匹配 H16A 外壳系列,参见P162-163 For H16A,Hood/Housing Please Refer Page No. P162-163

Identification	Product Model	Order No.	Product Model	Order No.
冷压连接 / Crimp Termination	HD-025-MC	1 007 03 0000071	HD-025-FC	1 007 03 0000072



Dimensions mm

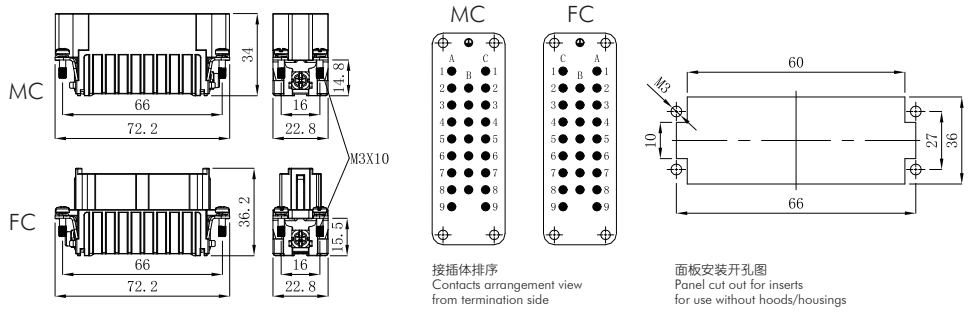

10A冷压针孔 / 10A Crimp Contacts

镀银 Silver Plated

Inserts	Product Model	Order No.	Inserts	Product Model	Order No.
Male	DSM-0.37	1 007 06 0000009	Female	DSF-0.37	1 007 07 0000009
	DSM-0.5	1 007 06 0000010		DSF-0.5	1 007 07 0000010
	DSM-0.75	1 007 06 0000011		DSF-0.75	1 007 07 0000011
	DSM-1.0	1 007 06 0000012		DSF-1.0	1 007 07 0000012
	DSM-1.5	1 007 06 0000013		DSF-1.5	1 007 07 0000013
	DSM-2.5	1 007 06 0000014		DSF-2.5	1 007 07 0000014

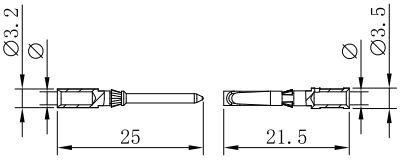

Wire gauge		Φ	Stripping length
0.14-0.37 mm²	AWG 26-22	0.9 mm	8 mm
0.5 mm²	AWG 20	1.1 mm	8 mm
0.75 mm²	AWG 18	1.3 mm	8 mm
1 mm²	AWG 18	1.45 mm	8 mm
1.5 mm²	AWG 16	1.75 mm	8 mm
2.5 mm²	AWG 14	2.25 mm	6 mm

镀金 Gold Plated

Inserts	Product Model	Order No.	Inserts	Product Model	Order No.
Male	DGM-0.37	1 007 06 0000015	Female	DGF-0.37	1 007 07 0000015
	DGM-0.5	1 007 06 0000016		DGF-0.5	1 007 07 0000016
	DGM-0.75	1 007 06 0000017		DGF-0.75	1 007 07 0000017
	DGM-1.0	1 007 06 0000018		DGF-1.0	1 007 07 0000018
	DGM-1.5	1 007 06 0000019		DGF-1.5	1 007 07 0000019
	DGM-2.5	1 007 06 0000020		DGF-2.5	1 007 07 0000020

→ HD-40+ ⏚

250V/10A Size 16B 40+ ⏚

匹配 H16B 外壳系列,参见P179-187 For H16B,Hood/Housing Please Refer Page No. P179-187

Identification	Product Model	Order No.	Product Model	Order No.
冷压连接 / Crimp Termination	HD-040-MC	1 007 03 0000073	HD-040-FC	1 007 03 0000074





Dimensions mm

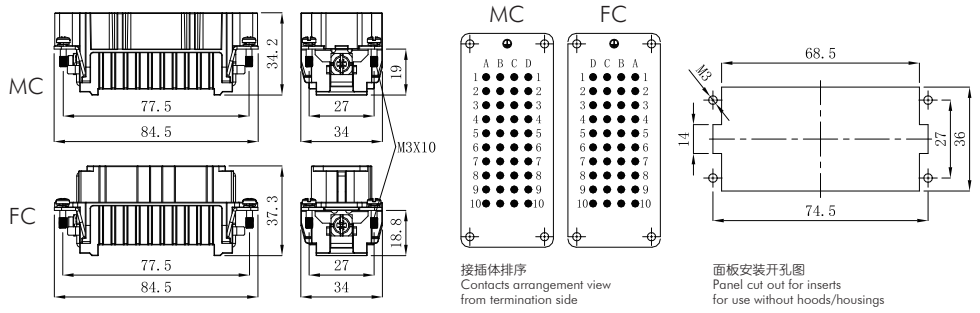

接插体排序
Contacts arrangement view
from termination side

面板安装开孔图
Panel cut out for inserts
for use without hoods/housings

10A冷压针孔 / 10A Crimp Contacts

镀银 Silver Plated

Inserts	Product Model	Order No.	Inserts	Product Model	Order No.
Male	DSM-0.37	1 007 06 0000009	Female	DSF-0.37	1 007 07 0000009
	DSM-0.5	1 007 06 0000010		DSF-0.5	1 007 07 0000010
	DSM-0.75	1 007 06 0000011		DSF-0.75	1 007 07 0000011
	DSM-1.0	1 007 06 0000012		DSF-1.0	1 007 07 0000012
	DSM-1.5	1 007 06 0000013		DSF-1.5	1 007 07 0000013
	DSM-2.5	1 007 06 0000014		DSF-2.5	1 007 07 0000014

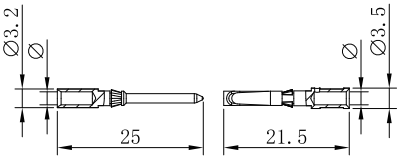

Wire gauge		Φ	Stripping length
0.14-0.37 mm²	AWG 26-22	0.9 mm	8 mm
0.5 mm²	AWG 20	1.1 mm	8 mm
0.75 mm²	AWG 18	1.3 mm	8 mm
1 mm²	AWG 18	1.45 mm	8 mm
1.5 mm²	AWG 16	1.75 mm	8 mm
2.5 mm²	AWG 14	2.25 mm	6 mm

镀金 Gold Plated

Inserts	Product Model	Order No.	Inserts	Product Model	Order No.
Male	DGM-0.37	1 007 06 0000015	Female	DGF-0.37	1 007 07 0000015
	DGM-0.5	1 007 06 0000016		DGF-0.5	1 007 07 0000016
	DGM-0.75	1 007 06 0000017		DGF-0.75	1 007 07 0000017
	DGM-1.0	1 007 06 0000018		DGF-1.0	1 007 07 0000018
	DGM-1.5	1 007 06 0000019		DGF-1.5	1 007 07 0000019
	DGM-2.5	1 007 06 0000020		DGF-2.5	1 007 07 0000020

→ HD-50+ ⏚

250V/10A Size 32A 50+ ⏚

匹配 H32A 外壳系列,参见P164-165 For H32A,Hood/Housing Please Refer Page No. P164-165

Identification	Product Model	Order No.	Product Model	Order No.
冷压连接 / Crimp Termination	HD-025-MC	1 007 03 0000071	HD-025-FC	1 007 03 0000072
	HD-050-MC(26-50)	1 007 03 0000075	HD-050-FC(26-50)	1 007 03 0000076



Dimensions mm

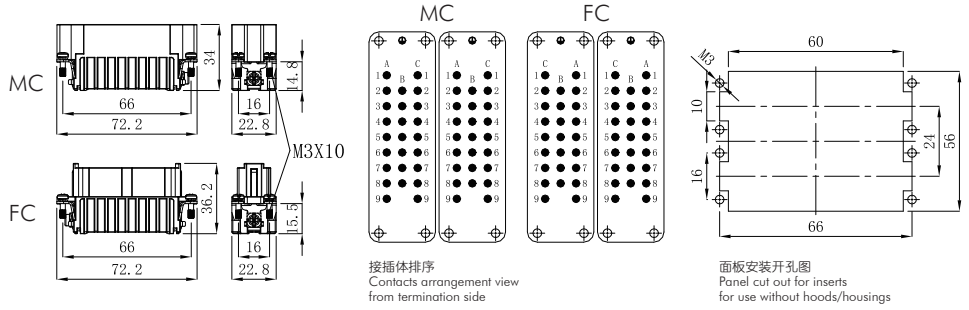

10A冷压针孔 / 10A Crimp Contacts



镀银 Silver Plated

Inserts	Product Model	Order No.	Inserts	Product Model	Order No.
Male	DSM-0.37	1 007 06 0000009	Female	DSF-0.37	1 007 07 0000009
	DSM-0.5	1 007 06 0000010		DSF-0.5	1 007 07 0000010
	DSM-0.75	1 007 06 0000011		DSF-0.75	1 007 07 0000011
	DSM-1.0	1 007 06 0000012		DSF-1.0	1 007 07 0000012
	DSM-1.5	1 007 06 0000013		DSF-1.5	1 007 07 0000013
	DSM-2.5	1 007 06 0000014		DSF-2.5	1 007 07 0000014

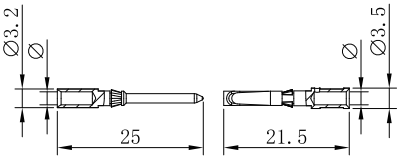

Wire gauge		Φ	Stripping length
0.14-0.37 mm²	AWG 26-22	0.9 mm	8 mm
0.5 mm²	AWG 20	1.1 mm	8 mm
0.75 mm²	AWG 18	1.3 mm	8 mm
1 mm²	AWG 18	1.45 mm	8 mm
1.5 mm²	AWG 16	1.75 mm	8 mm
2.5 mm²	AWG 14	2.25 mm	6 mm

镀金 Gold Plated

Inserts	Product Model	Order No.	Inserts	Product Model	Order No.
Male	DGM-0.37	1 007 06 0000015	Female	DGF-0.37	1 007 07 0000015
	DGM-0.5	1 007 06 0000016		DGF-0.5	1 007 07 0000016
	DGM-0.75	1 007 06 0000017		DGF-0.75	1 007 07 0000017
	DGM-1.0	1 007 06 0000018		DGF-1.0	1 007 07 0000018
	DGM-1.5	1 007 06 0000019		DGF-1.5	1 007 07 0000019
	DGM-2.5	1 007 06 0000020		DGF-2.5	1 007 07 0000020

→ HD-64+ ⏚

250V/10A Size 24B 64+ ⏚

匹配 H24B 外壳系列,参见P188-197 For H24B,Hood/Housing Please Refer Page No. P188-197

Identification	Product Model	Order No.	Product Model	Order No.
冷压连接 / Crimp Termination	HD-064-MC	1 007 03 0000077	HD-064-FC	1 007 03 0000078



Dimensions mm

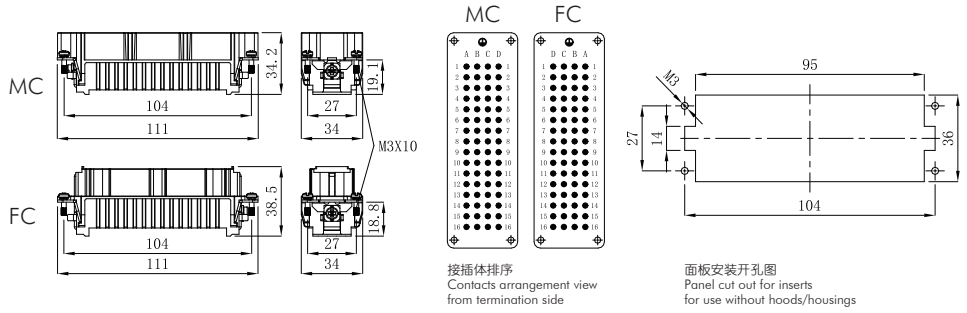

10A冷压针孔 / 10A Crimp Contacts

镀银 Silver Plated

Inserts	Product Model	Order No.	Inserts	Product Model	Order No.
Male	DSM-0.37	1 007 06 0000009	Female	DSF-0.37	1 007 07 0000009
	DSM-0.5	1 007 06 0000010		DSF-0.5	1 007 07 0000010
	DSM-0.75	1 007 06 0000011		DSF-0.75	1 007 07 0000011
	DSM-1.0	1 007 06 0000012		DSF-1.0	1 007 07 0000012
	DSM-1.5	1 007 06 0000013		DSF-1.5	1 007 07 0000013
	DSM-2.5	1 007 06 0000014		DSF-2.5	1 007 07 0000014

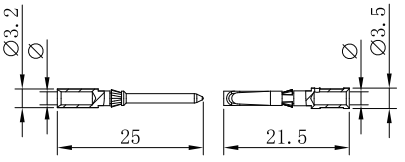

Wire gauge		Φ	Stripping length
0.14-0.37 mm²	AWG 26-22	0.9 mm	8 mm
0.5 mm²	AWG 20	1.1 mm	8 mm
0.75 mm²	AWG 18	1.3 mm	8 mm
1 mm²	AWG 18	1.45 mm	8 mm
1.5 mm²	AWG 16	1.75 mm	8 mm
2.5 mm²	AWG 14	2.25 mm	6 mm

镀金 Gold Plated

Inserts	Product Model	Order No.	Inserts	Product Model	Order No.
Male	DGM-0.37	1 007 06 0000015	Female	DGF-0.37	1 007 07 0000015
	DGM-0.5	1 007 06 0000016		DGF-0.5	1 007 07 0000016
	DGM-0.75	1 007 06 0000017		DGF-0.75	1 007 07 0000017
	DGM-1.0	1 007 06 0000018		DGF-1.0	1 007 07 0000018
	DGM-1.5	1 007 06 0000019		DGF-1.5	1 007 07 0000019
	DGM-2.5	1 007 06 0000020		DGF-2.5	1 007 07 0000020

→ HD-80+ ⏚

250V/10A Size 32B 80+ ⏚

匹配 H32B 外壳系列,参见P198-201 For H32B,Hood/Housing Please Refer Page No. P198-201

Identification	Product Model	Order No.	Product Model	Order No.
冷压连接 / Crimp Termination	HD-040-MC	1 007 03 0000073	HD-040-FC	1 007 03 0000074
	HD-080-MC(41-80)	1 007 03 0000079	HD-080-FC(41-80)	1 007 03 0000080



Dimensions mm

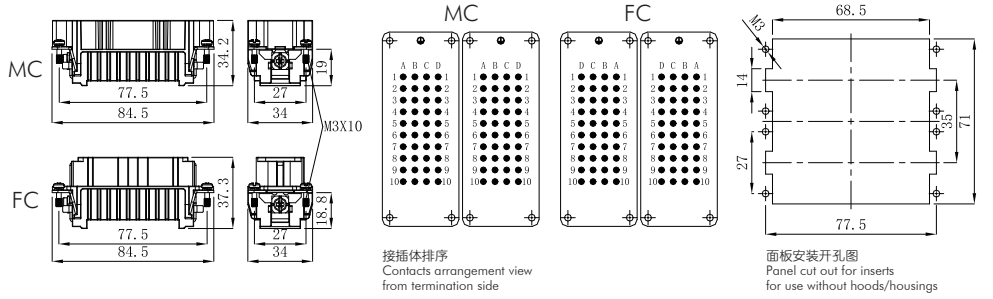

10A冷压针孔 / 10A Crimp Contacts

镀银 Silver Plated

Inserts	Product Model	Order No.	Inserts	Product Model	Order No.
Male	DSM-0.37	1 007 06 0000009	Female	DSF-0.37	1 007 07 0000009
	DSM-0.5	1 007 06 0000010		DSF-0.5	1 007 07 0000010
	DSM-0.75	1 007 06 0000011		DSF-0.75	1 007 07 0000011
	DSM-1.0	1 007 06 0000012		DSF-1.0	1 007 07 0000012
	DSM-1.5	1 007 06 0000013		DSF-1.5	1 007 07 0000013
	DSM-2.5	1 007 06 0000014		DSF-2.5	1 007 07 0000014

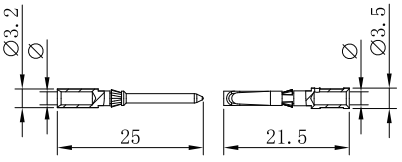

Wire gauge		Φ	Stripping length
0.14-0.37 mm²	AWG 26-22	0.9 mm	8 mm
0.5 mm²	AWG 20	1.1 mm	8 mm
0.75 mm²	AWG 18	1.3 mm	8 mm
1 mm²	AWG 18	1.45 mm	8 mm
1.5 mm²	AWG 16	1.75 mm	8 mm
2.5 mm²	AWG 14	2.25 mm	6 mm

镀金 Gold Plated

Inserts	Product Model	Order No.	Inserts	Product Model	Order No.
Male	DGM-0.37	1 007 06 0000015	Female	DGF-0.37	1 007 07 0000015
	DGM-0.5	1 007 06 0000016		DGF-0.5	1 007 07 0000016
	DGM-0.75	1 007 06 0000017		DGF-0.75	1 007 07 0000017
	DGM-1.0	1 007 06 0000018		DGF-1.0	1 007 07 0000018
	DGM-1.5	1 007 06 0000019		DGF-1.5	1 007 07 0000019
	DGM-2.5	1 007 06 0000020		DGF-2.5	1 007 07 0000020

→ HD-128+ ⏚

250V/10A Size 48B 128+ ⏚

匹配 H48B 外壳系列,参见P202-203 For H48B,Hood/Housing Please Refer Page No. P202-203

Identification	Product Model	Order No.	Product Model	Order No.
冷压连接 / Crimp Termination	HD-064-MC	1 007 03 0000077	HD-064-FC	1 007 03 0000078
	HD-128-MC(65-128)	1 007 03 0000081	HD-128-FC(65-128)	1 007 03 0000082



Dimensions mm

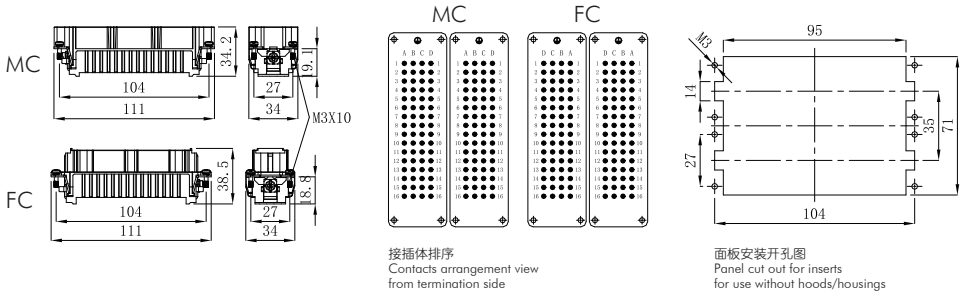

10A冷压针孔 / 10A Crimp Contacts

镀银 Silver Plated

Inserts	Product Model	Order No.	Inserts	Product Model	Order No.
Male	DSM-0.37	1 007 06 0000009	Female	DSF-0.37	1 007 07 0000009
	DSM-0.5	1 007 06 0000010		DSF-0.5	1 007 07 0000010
	DSM-0.75	1 007 06 0000011		DSF-0.75	1 007 07 0000011
	DSM-1.0	1 007 06 0000012		DSF-1.0	1 007 07 0000012
	DSM-1.5	1 007 06 0000013		DSF-1.5	1 007 07 0000013
	DSM-2.5	1 007 06 0000014		DSF-2.5	1 007 07 0000014

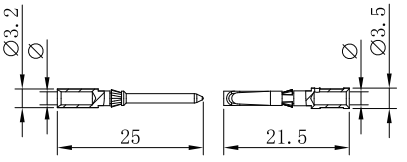

Wire gauge		Φ	Stripping length
0.14-0.37 mm²	AWG 26-22	0.9 mm	8 mm
0.5 mm²	AWG 20	1.1 mm	8 mm
0.75 mm²	AWG 18	1.3 mm	8 mm
1 mm²	AWG 18	1.45 mm	8 mm
1.5 mm²	AWG 16	1.75 mm	8 mm
2.5 mm²	AWG 14	2.25 mm	6 mm

镀金 Gold Plated

Inserts	Product Model	Order No.	Inserts	Product Model	Order No.
Male	DGM-0.37	1 007 06 0000015	Female	DGF-0.37	1 007 07 0000015
	DGM-0.5	1 007 06 0000016		DGF-0.5	1 007 07 0000016
	DGM-0.75	1 007 06 0000017		DGF-0.75	1 007 07 0000017
	DGM-1.0	1 007 06 0000018		DGF-1.0	1 007 07 0000018
	DGM-1.5	1 007 06 0000019		DGF-1.5	1 007 07 0000019
	DGM-2.5	1 007 06 0000020		DGF-2.5	1 007 07 0000020

→ HDD 系列 Series

HDD调整插针分布可提高工作电压至500V
HDD modified contact arrangement up to 500V

HDD接插体在装满插针时， 在绝缘等级3(C) 时， 其工作电压可达250V。但其插针分布经过调整，同样在绝缘等级3(C)时，其工作电压允许值可达500V。
The connector series HDD equipped with all contacts maybe used for voltage upto 250V at insulation group C，
but modified contact loading arrangement permits useupto 500V at insulation group C.

插针分布图 Contact Arrangement View From Termination Side.

● 装有插针的插孔 Working Contact　O 不装插针的插孔 Without Contact　　M–公接插体 Male Insert　F–母接插体 Female Insert

10A 400V 6KV 3

12+⏚

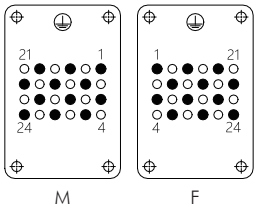

21+⏚

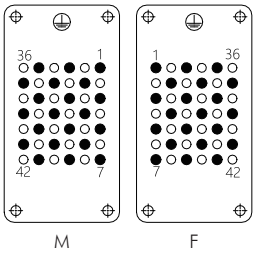

34+⏚



52+⏚



10A 500V 6KV 3

5+⏚

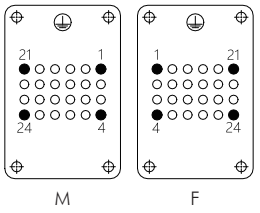

11+⏚

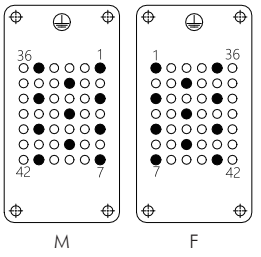

17+⏚



26+⏚



插芯 Inserts　可与框架及其他所有模块产品组合使用 Combination With Hinged Frame and Other Modules Possible.

技术参数 Technical Characteristics

规范	Specifications	DIN EN 60 664 / DIN EN 61 984
插芯	**Inserts**	
接插件针数	Number Of Contacts	24,42,72,108,144(2x72),216(2x108)+PE
额定电流（见负载图）	Rated Current（See Current Carrying Capacity）	10A
额定电压	Rated Voltage	250V
额定脉冲电压	Rated Impulse Voltage	4KV
污染程度2时	Pollution Degree 2	10A 230/400V 4KV
污染程度	Pollution Degree	3
绝缘电阻	Insulation Resistance	$\geq 10^{10}\Omega$
材料	Material	聚碳酸酯 Polycarbonate
工作温度范围	Limiting Temperatures	-40℃...+125℃
依据UL 94的阻燃等级	Flammability Acc. To UL 94	V0
据UL/CUL额定电压	Rated Voltage Acc.To UL/CUL	600V
可拔插次数	Mating Cycles	≥500
插针	**Contacts**	
材料	Material	铜合金 Copper Alloy
表面处理	Surface	镀银/镀金 Hard Silver-Plated Hard Gold-Plated
接触电阻	Contact Resistance	≤3mΩ
冷压压接	Crimp Termination	
导线规格	Wire Gauge	0.14-2.5mm² AWG 26-14

电流负载能力
Current Carrying Capacity

电流负载能力所受的限制主要来自包含接插针的接插体可承受的最大温度。
测试和控制过程依据 IEC 60512-3。

The current carrying is limited by maximum temperature of materials for Inserts and contacts including terminals. Measuring and testing techniques according to IEC 60512-3.

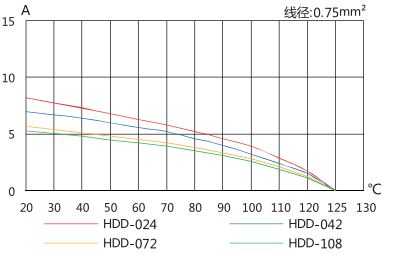

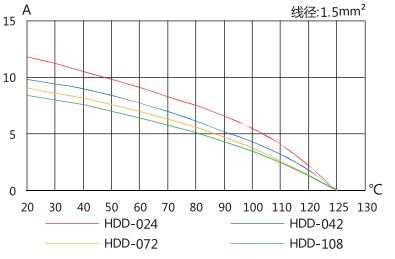

→ HDD-24+ ⏚

250V/10A Size 6B 24+ ⏚

匹配 H6B 外壳系列,参见P66-169 For H6B,Hood/Housing Please Refer Page No. P166-169

Identification	Product Model	Order No.	Product Model	Order No.
冷压连接 / Crimp Termination	HDD-024-MC	1 007 03 0000083	HDD-024-FC	1 007 03 0000084



Dimensions mm

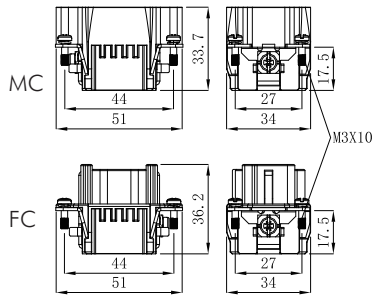

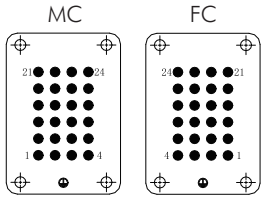

接插体排序
Contacts arrangement view
from termination side

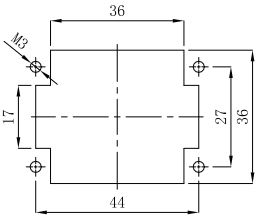

面板安装开孔图
Panel cut out for inserts
for use without hoods/housings

10A冷压针孔 / 10A Crimp Contacts

镀银 Silver Plated

Inserts	Product Model	Order No.	Inserts	Product Model	Order No.
Male	DSM-0.37	1 007 06 0000009	Female	DSF-0.37	1 007 07 0000009
	DSM-0.5	1 007 06 0000010		DSF-0.5	1 007 07 0000010
	DSM-0.75	1 007 06 0000011		DSF-0.75	1 007 07 0000011
	DSM-1.0	1 007 06 0000012		DSF-1.0	1 007 07 0000012
	DSM-1.5	1 007 06 0000013		DSF-1.5	1 007 07 0000013
	DSM-2.5	1 007 06 0000014		DSF-2.5	1 007 07 0000014

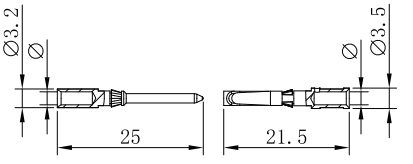

Wire gauge		Φ	Stripping length
0.14-0.37 mm²	AWG 26-22	0.9 mm	8 mm
0.5 mm²	AWG 20	1.1 mm	8 mm
0.75 mm²	AWG 18	1.3 mm	8 mm
1 mm²	AWG 18	1.45 mm	8 mm
1.5 mm²	AWG 16	1.75 mm	8 mm
2.5 mm²	AWG 14	2.25 mm	6 mm

镀金 Gold Plated

Inserts	Product Model	Order No.	Inserts	Product Model	Order No.
Male	DGM-0.37	1 007 06 0000015	Female	DGF-0.37	1 007 07 0000015
	DGM-0.5	1 007 06 0000016		DGF-0.5	1 007 07 0000016
	DGM-0.75	1 007 06 0000017		DGF-0.75	1 007 07 0000017
	DGM-1.0	1 007 06 0000018		DGF-1.0	1 007 07 0000018
	DGM-1.5	1 007 06 0000019		DGF-1.5	1 007 07 0000019
	DGM-2.5	1 007 06 0000020		DGF-2.5	1 007 07 0000020

→ HDD-42+⏚

250V/10A Size 10B 42+⏚

匹配 H10B 外壳系列,参见P170-178 For H10B,Hood/Housing Please Refer Page No. P170-178

Identification	Product Model	Order No.	Product Model	Order No.
冷压连接 / Crimp Termination	HDD-042-MC	1 007 03 0000085	HDD-042-FC	1 007 03 0000086



Dimensions mm

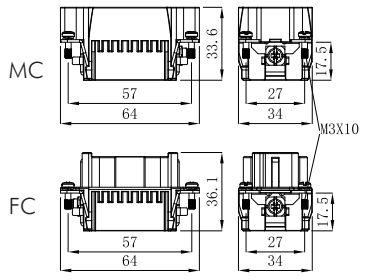

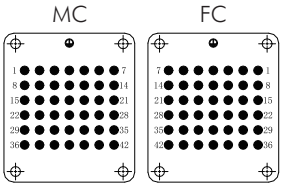

接插体排序
Contacts arrangement view
from termination side

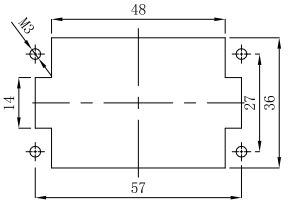

面板安装开孔图
Panel cut out for inserts
for use without hoods/housings

10A冷压针孔 / 10A Crimp Contacts

镀银 Silver Plated

Inserts	Product Model	Order No.	Inserts	Product Model	Order No.
Male	DSM-0.37	1 007 06 0000009	Female	DSF-0.37	1 007 07 0000009
	DSM-0.5	1 007 06 0000010		DSF-0.5	1 007 07 0000010
	DSM-0.75	1 007 06 0000011		DSF-0.75	1 007 07 0000011
	DSM-1.0	1 007 06 0000012		DSF-1.0	1 007 07 0000012
	DSM-1.5	1 007 06 0000013		DSF-1.5	1 007 07 0000013
	DSM-2.5	1 007 06 0000014		DSF-2.5	1 007 07 0000014

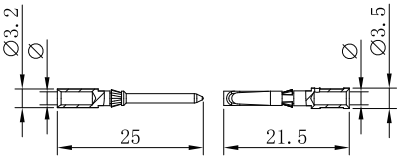

Wire gauge		Φ	Stripping length
0.14-0.37 mm²	AWG 26-22	0.9 mm	8 mm
0.5 mm²	AWG 20	1.1 mm	8 mm
0.75 mm²	AWG 18	1.3 mm	8 mm
1 mm²	AWG 18	1.45 mm	8 mm
1.5 mm²	AWG 16	1.75 mm	8 mm
2.5 mm²	AWG 14	2.25 mm	6 mm

镀金 Gold Plated

Inserts	Product Model	Order No.	Inserts	Product Model	Order No.
Male	DGM-0.37	1 007 06 0000015	Female	DGF-0.37	1 007 07 0000015
	DGM-0.5	1 007 06 0000016		DGF-0.5	1 007 07 0000016
	DGM-0.75	1 007 06 0000017		DGF-0.75	1 007 07 0000017
	DGM-1.0	1 007 06 0000018		DGF-1.0	1 007 07 0000018
	DGM-1.5	1 007 06 0000019		DGF-1.5	1 007 07 0000019
	DGM-2.5	1 007 06 0000020		DGF-2.5	1 007 07 0000020

→ HDD-72+ ⏚

250V/10A Size 16B 72+ ⏚

匹配 H16B 外壳系列,参见P179-187 For H16B,Hood/Housing Please Refer Page No. P179-187

Identification	Product Model	Order No.	Product Model	Order No.
冷压连接 / Crimp Termination	HDD-072-MC	1 007 03 0000087	HDD-072-FC	1 007 03 0000088





Dimensions mm

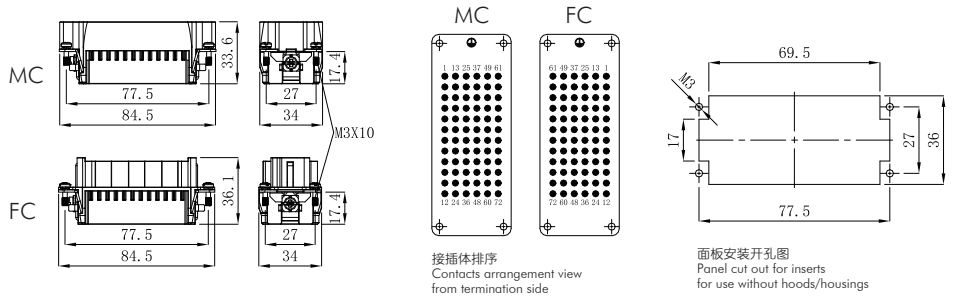

10A冷压针孔 / 10A Crimp Contacts

镀银 Silver Plated

Inserts	Product Model	Order No.	Inserts	Product Model	Order No.
Male	DSM-0.37	1 007 06 0000009	Female	DSF-0.37	1 007 07 0000009
	DSM-0.5	1 007 06 0000010		DSF-0.5	1 007 07 0000010
	DSM-0.75	1 007 06 0000011		DSF-0.75	1 007 07 0000011
	DSM-1.0	1 007 06 0000012		DSF-1.0	1 007 07 0000012
	DSM-1.5	1 007 06 0000013		DSF-1.5	1 007 07 0000013
	DSM-2.5	1 007 06 0000014		DSF-2.5	1 007 07 0000014

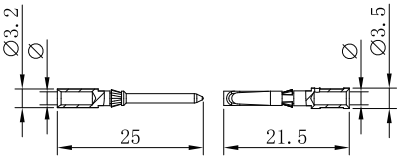

Wire gauge		Φ	Stripping length
0.14-0.37 mm²	AWG 26-22	0.9 mm	8 mm
0.5 mm²	AWG 20	1.1 mm	8 mm
0.75 mm²	AWG 18	1.3 mm	8 mm
1 mm²	AWG 18	1.45 mm	8 mm
1.5 mm²	AWG 16	1.75 mm	8 mm
2.5 mm²	AWG 14	2.25 mm	6 mm

镀金 Gold Plated

Inserts	Product Model	Order No.	Inserts	Product Model	Order No.
Male	DGM-0.37	1 007 06 0000015	Female	DGF-0.37	1 007 07 0000015
	DGM-0.5	1 007 06 0000016		DGF-0.5	1 007 07 0000016
	DGM-0.75	1 007 06 0000017		DGF-0.75	1 007 07 0000017
	DGM-1.0	1 007 06 0000018		DGF-1.0	1 007 07 0000018
	DGM-1.5	1 007 06 0000019		DGF-1.5	1 007 07 0000019
	DGM-2.5	1 007 06 0000020		DGF-2.5	1 007 07 0000020

→ HDD-108+⏚

250V/10A Size 24B 108+⏚

匹配 H24B 外壳系列,参见P188-197 For H24B,Hood/Housing Please Refer Page No. P188-197

Identification	Product Model	Order No.	Product Model	Order No.
冷压连接 / Crimp Termination	HDD-108-MC	1 007 03 0000089	HDD-108-FC	1 007 03 0000090



Dimensions mm

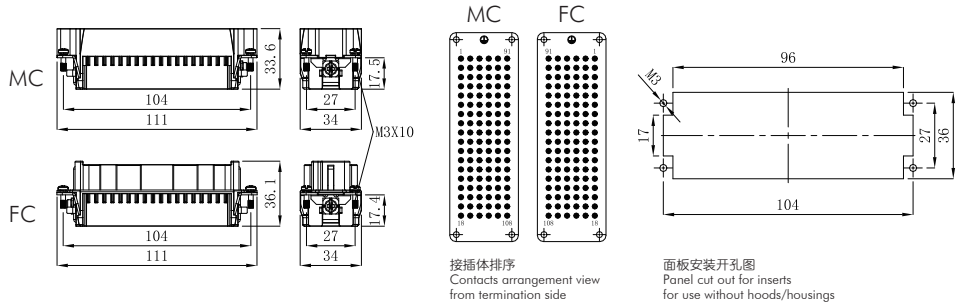

10A冷压针孔 / 10A Crimp Contacts

镀银 Silver Plated

Inserts	Product Model	Order No.	Inserts	Product Model	Order No.
Male	DSM-0.37	1 007 06 0000009	Female	DSF-0.37	1 007 07 0000009
	DSM-0.5	1 007 06 0000010		DSF-0.5	1 007 07 0000010
	DSM-0.75	1 007 06 0000011		DSF-0.75	1 007 07 0000011
	DSM-1.0	1 007 06 0000012		DSF-1.0	1 007 07 0000012
	DSM-1.5	1 007 06 0000013		DSF-1.5	1 007 07 0000013
	DSM-2.5	1 007 06 0000014		DSF-2.5	1 007 07 0000014

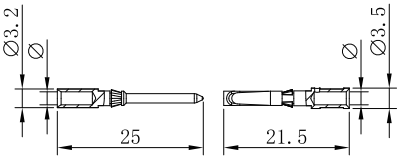

Wire gauge		Φ	Stripping length
0.14-0.37 mm²	AWG 26-22	0.9 mm	8 mm
0.5 mm²	AWG 20	1.1 mm	8 mm
0.75 mm²	AWG 18	1.3 mm	8 mm
1 mm²	AWG 18	1.45 mm	8 mm
1.5 mm²	AWG 16	1.75 mm	8 mm
2.5 mm²	AWG 14	2.25 mm	6 mm

镀金 Gold Plated

Inserts	Product Model	Order No.	Inserts	Product Model	Order No.
Male	DGM-0.37	1 007 06 0000015	Female	DGF-0.37	1 007 07 0000015
	DGM-0.5	1 007 06 0000016		DGF-0.5	1 007 07 0000016
	DGM-0.75	1 007 06 0000017		DGF-0.75	1 007 07 0000017
	DGM-1.0	1 007 06 0000018		DGF-1.0	1 007 07 0000018
	DGM-1.5	1 007 06 0000019		DGF-1.5	1 007 07 0000019
	DGM-2.5	1 007 06 0000020		DGF-2.5	1 007 07 0000020

→ HDD-144+ ⏚

250V/10A Size 32B 144+ ⏚

匹配 H32B 外壳系列,参见P198-201 For H32B,Hood/Housing Please Refer Page No. P198-201

Identification	Product Model	Order No.	Product Model	Order No.
冷压连接 / Crimp Termination	HDD-072-MC	1 007 03 0000087	HDD-072-FC	1 007 03 0000088
	HDD-144-MC(73-144)	1 007 03 0000091	HDD-144-FC(73-144)	1 007 03 0000092



Dimensions mm

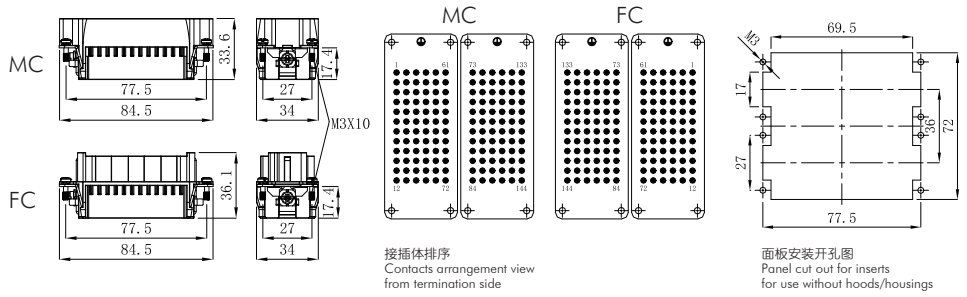

10A冷压针孔 / 10A Crimp Contacts



镀银 Silver Plated

Inserts	Product Model	Order No.	Inserts	Product Model	Order No.
Male	DSM-0.37	1 007 06 0000009	Female	DSF-0.37	1 007 07 0000009
	DSM-0.5	1 007 06 0000010		DSF-0.5	1 007 07 0000010
	DSM-0.75	1 007 06 0000011		DSF-0.75	1 007 07 0000011
	DSM-1.0	1 007 06 0000012		DSF-1.0	1 007 07 0000012
	DSM-1.5	1 007 06 0000013		DSF-1.5	1 007 07 0000013
	DSM-2.5	1 007 06 0000014		DSF-2.5	1 007 07 0000014

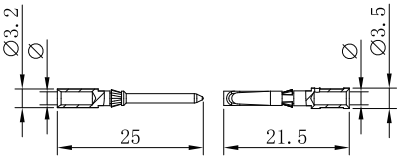

Wire gauge		Φ	Stripping length
0.14-0.37 mm²	AWG 26-22	0.9 mm	8 mm
0.5 mm²	AWG 20	1.1 mm	8 mm
0.75 mm²	AWG 18	1.3 mm	8 mm
1 mm²	AWG 18	1.45 mm	8 mm
1.5 mm²	AWG 16	1.75 mm	8 mm
2.5 mm²	AWG 14	2.25 mm	6 mm

镀金 Gold Plated

Inserts	Product Model	Order No.	Inserts	Product Model	Order No.
Male	DGM-0.37	1 007 06 0000015	Female	DGF-0.37	1 007 07 0000015
	DGM-0.5	1 007 06 0000016		DGF-0.5	1 007 07 0000016
	DGM-0.75	1 007 06 0000017		DGF-0.75	1 007 07 0000017
	DGM-1.0	1 007 06 0000018		DGF-1.0	1 007 07 0000018
	DGM-1.5	1 007 06 0000019		DGF-1.5	1 007 07 0000019
	DGM-2.5	1 007 06 0000020		DGF-2.5	1 007 07 0000020

→ HDD-216+ ⏚

250V/10A Size 48B 216+ ⏚

匹配 H48B 外壳系列,参见P202-203 For H48B,Hood/Housing Please Refer Page No. P202-203

Identification	Product Model	Order No.	Product Model	Order No.
冷压连接 / Crimp Termination	HDD-108-MC	1 007 03 0000089	HDD-108-FC	1 007 03 0000090
	HDD-216-MC(109-216)	1 007 03 0000093	HDD-216-FC(109-216)	1 007 03 0000094



Dimensions mm

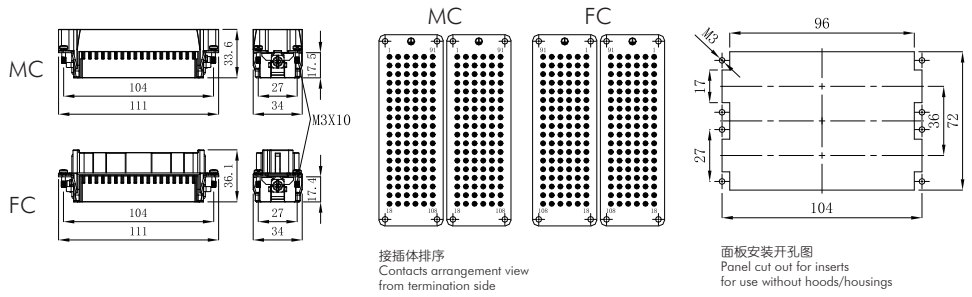

10A冷压针孔 / 10A Crimp Contacts

镀银 Silver Plated

Inserts	Product Model	Order No.	Inserts	Product Model	Order No.
Male	DSM-0.37	1 007 06 0000009	Female	DSF-0.37	1 007 07 0000009
	DSM-0.5	1 007 06 0000010		DSF-0.5	1 007 07 0000010
	DSM-0.75	1 007 06 0000011		DSF-0.75	1 007 07 0000011
	DSM-1.0	1 007 06 0000012		DSF-1.0	1 007 07 0000012
	DSM-1.5	1 007 06 0000013		DSF-1.5	1 007 07 0000013
	DSM-2.5	1 007 06 0000014		DSF-2.5	1 007 07 0000014

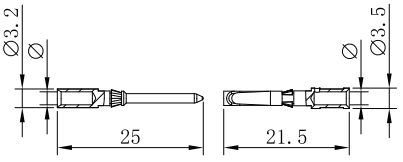

Wire gauge		Φ	Stripping length
0.14-0.37 mm²	AWG 26-22	0.9 mm	8 mm
0.5 mm²	AWG 20	1.1 mm	8 mm
0.75 mm²	AWG 18	1.3 mm	8 mm
1 mm²	AWG 18	1.45 mm	8 mm
1.5 mm²	AWG 16	1.75 mm	8 mm
2.5 mm²	AWG 14	2.25 mm	6 mm

镀金 Gold Plated

Inserts	Product Model	Order No.	Inserts	Product Model	Order No.
Male	DGM-0.37	1 007 06 0000015	Female	DGF-0.37	1 007 07 0000015
	DGM-0.5	1 007 06 0000016		DGF-0.5	1 007 07 0000016
	DGM-0.75	1 007 06 0000017		DGF-0.75	1 007 07 0000017
	DGM-1.0	1 007 06 0000018		DGF-1.0	1 007 07 0000018
	DGM-1.5	1 007 06 0000019		DGF-1.5	1 007 07 0000019
	DGM-2.5	1 007 06 0000020		DGF-2.5	1 007 07 0000020

插芯 Inserts　可与框架及其他所有模块产品组合使用 Combination With Hinged Frame and Other Modules Possible.

技术参数 Technical Characteristics

规范	Specifications	DIN EN 60 664 / DIN EN 61 984
插芯	**Inserts**	
接插件针数	Number Of Contacts	55,75,107+PE
额定电流（见负载图）	Rated Current（See Current Carrying Capacity）	10A
额定电压	Rated Voltage	250V
额定脉冲电压	Rated Impulse Voltage	4KV
污染程度2时	Pollution Degree 2	10A 230/400V 4KV
污染程度	Pollution Degree	3
绝缘电阻	Insulation Resistance	$\geq 10^{10}\Omega$
材料	Material	聚碳酸酯 Polycarbonate
工作温度范围	Limiting Temperatures	-40℃...+125℃
依据UL 94的阻燃等级	Flammability Acc. To UL 94	V0
据UL/CUL额定电压	Rated Voltage Acc.To UL/CUL	600V
可拔插次数	Mating Cycles	≥500
插针	**Contacts**	
材料	Material	铜合金 Copper Alloy
表面处理	Surface	镀银/镀金 Hard Silver-Plated Hard Gold-Plated
接触电阻	Contact Resistance	≤3mΩ
冷压压接	Crimp Termination	
导线规格	Wire Gauge	0.14-2.5mm² AWG 26-14

电流负载能力
Current Carrying Capacity

电流负载能力所受的限制主要来自包含接插针的接插体可承受的最大温度。
测试和控制过程依据 IEC 60512-3。

The current carrying is limited by maximum temperature of materials for Inserts and contacts including terminals. Measuring and testing techniques according to IEC 60512-3.

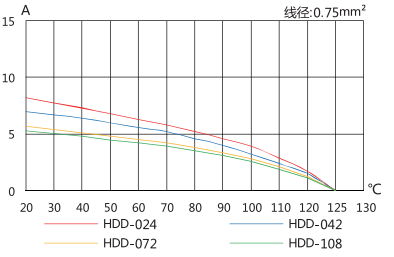

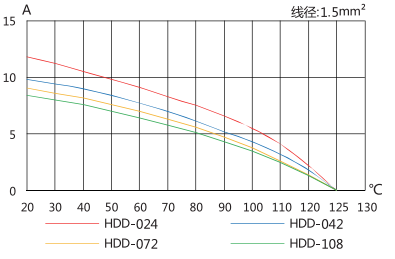

→ HDDD-55+ ⏚

250V/10A Size 6B 55+ ⏚

匹配 H6B 外壳系列,参见P166-169 For H6B,Hood/Housing Please Refer Page No. P166-169

Identification	Product Model	Order No.	Product Model	Order No.
冷压连接 / Crimp Termination	HDDD-055-MC	1 007 03 0000149	HDDD-055-FC	1 007 03 0000150



Dimensions mm

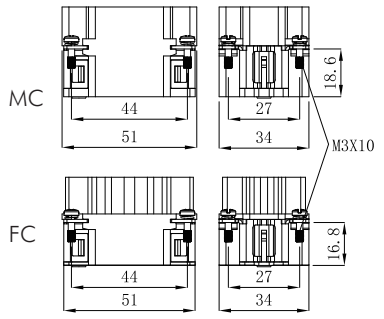

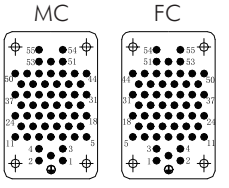

接插体排序
Contacts arrangement view
from termination side

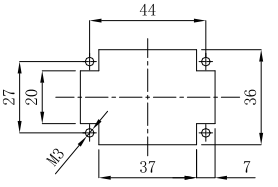

面板安装开孔图
Panel cut out for inserts
for use without hoods/housings

10A冷压针孔 / 10A Crimp Contacts

镀银 Silver Plated

Inserts	Product Model	Order No.	Inserts	Product Model	Order No.
Male	DSM-0.37	1 007 06 0000009	Female	DSF-0.37	1 007 07 0000009
	DSM-0.5	1 007 06 0000010		DSF-0.5	1 007 07 0000010
	DSM-0.75	1 007 06 0000011		DSF-0.75	1 007 07 0000011
	DSM-1.0	1 007 06 0000012		DSF-1.0	1 007 07 0000012
	DSM-1.5	1 007 06 0000013		DSF-1.5	1 007 07 0000013
	DSM-2.5	1 007 06 0000014		DSF-2.5	1 007 07 0000014

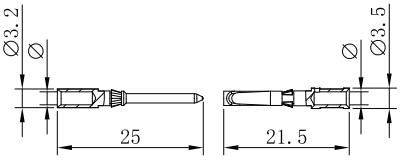

Wire gauge		Φ	Stripping length
0.14-0.37 mm²	AWG 26-22	0.9 mm	8 mm
0.5 mm²	AWG 20	1.1 mm	8 mm
0.75 mm²	AWG 18	1.3 mm	8 mm
1 mm²	AWG 18	1.45 mm	8 mm
1.5 mm²	AWG 16	1.75 mm	8 mm
2.5 mm²	AWG 14	2.25 mm	6 mm

镀金 Gold Plated

Inserts	Product Model	Order No.	Inserts	Product Model	Order No.
Male	DGM-0.37	1 007 06 0000015	Female	DGF-0.37	1 007 07 0000015
	DGM-0.5	1 007 06 0000016		DGF-0.5	1 007 07 0000016
	DGM-0.75	1 007 06 0000017		DGF-0.75	1 007 07 0000017
	DGM-1.0	1 007 06 0000018		DGF-1.0	1 007 07 0000018
	DGM-1.5	1 007 06 0000019		DGF-1.5	1 007 07 0000019
	DGM-2.5	1 007 06 0000020		DGF-2.5	1 007 07 0000020

→ HDDD-75+⏚

250V/10A Size 10B 75+⏚

匹配 H10B 外壳系列,参见P170-178 For H10B,Hood/Housing Please Refer Page No. P170-178

Identification	Product Model	Order No.	Product Model	Order No.
冷压连接 / Crimp Termination	HDDD-075-MC	1 007 03 0000151	HDDD-075-FC	1 007 03 0000152



Dimensions mm

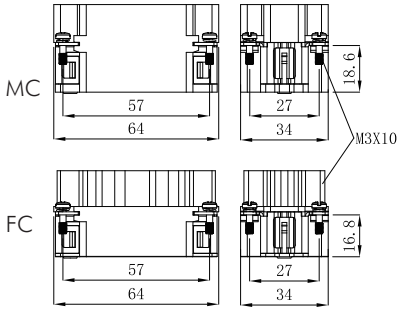

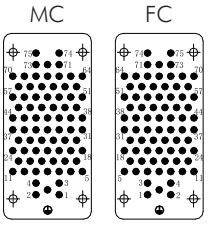

接插体排序
Contacts arrangement view
from termination side

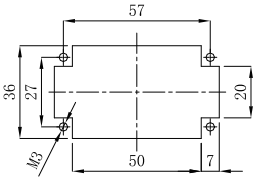

面板安装开孔图
Panel cut out for inserts
for use without hoods/housings

10A冷压针孔 / 10A Crimp Contacts

镀银 Silver Plated

Inserts	Product Model	Order No.	Inserts	Product Model	Order No.
Male	DSM-0.37	1 007 06 0000009	Female	DSF-0.37	1 007 07 0000009
	DSM-0.5	1 007 06 0000010		DSF-0.5	1 007 07 0000010
	DSM-0.75	1 007 06 0000011		DSF-0.75	1 007 07 0000011
	DSM-1.0	1 007 06 0000012		DSF-1.0	1 007 07 0000012
	DSM-1.5	1 007 06 0000013		DSF-1.5	1 007 07 0000013
	DSM-2.5	1 007 06 0000014		DSF-2.5	1 007 07 0000014

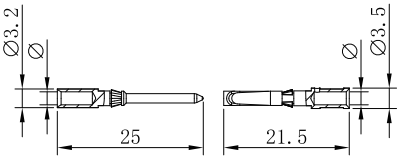

Wire gauge		Φ	Stripping length
0.14-0.37 mm²	AWG 26-22	0.9 mm	8 mm
0.5 mm²	AWG 20	1.1 mm	8 mm
0.75 mm²	AWG 18	1.3 mm	8 mm
1 mm²	AWG 18	1.45 mm	8 mm
1.5 mm²	AWG 16	1.75 mm	8 mm
2.5 mm²	AWG 14	2.25 mm	6 mm

镀金 Gold Plated

Inserts	Product Model	Order No.	Inserts	Product Model	Order No.
Male	DGM-0.37	1 007 06 0000015	Female	DGF-0.37	1 007 07 0000015
	DGM-0.5	1 007 06 0000016		DGF-0.5	1 007 07 0000016
	DGM-0.75	1 007 06 0000017		DGF-0.75	1 007 07 0000017
	DGM-1.0	1 007 06 0000018		DGF-1.0	1 007 07 0000018
	DGM-1.5	1 007 06 0000019		DGF-1.5	1 007 07 0000019
	DGM-2.5	1 007 06 0000020		DGF-2.5	1 007 07 0000020

→ HDDD-107+⏚

250V/10A Size 16B 107+⏚

匹配 H16B 外壳系列,参见P179-187 For H16B,Hood/Housing Please Refer Page No. P179-187

Identification	Product Model	Order No.	Product Model	Order No.
冷压连接 / Crimp Termination	HDDD-107-MC	1 007 03 0000153	HDDD-107-FC	1 007 03 0000154



Dimensions mm

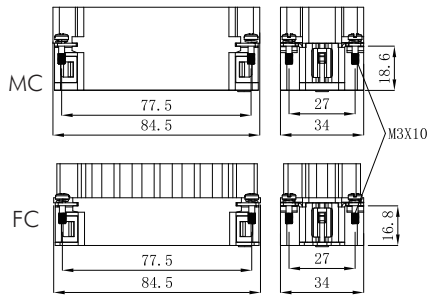

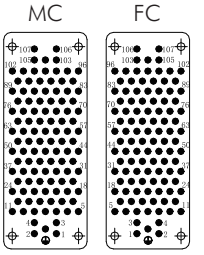

接插体排序
Contacts arrangement view
from termination side

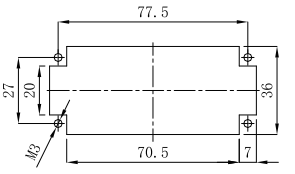

面板安装开孔图
Panel cut out for inserts
for use without hoods/housings

10A冷压针孔 / 10A Crimp Contacts

镀银 Silver Plated

Inserts	Product Model	Order No.	Inserts	Product Model	Order No.
Male	DSM-0.37	1 007 06 0000009	Female	DSF-0.37	1 007 07 0000009
	DSM-0.5	1 007 06 0000010		DSF-0.5	1 007 07 0000010
	DSM-0.75	1 007 06 0000011		DSF-0.75	1 007 07 0000011
	DSM-1.0	1 007 06 0000012		DSF-1.0	1 007 07 0000012
	DSM-1.5	1 007 06 0000013		DSF-1.5	1 007 07 0000013
	DSM-2.5	1 007 06 0000014		DSF-2.5	1 007 07 0000014

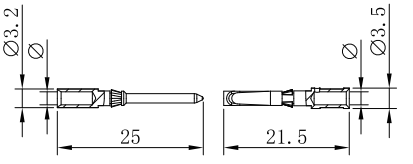

Wire gauge		Φ	Stripping length
0.14-0.37 mm²	AWG 26-22	0.9 mm	8 mm
0.5 mm²	AWG 20	1.1 mm	8 mm
0.75 mm²	AWG 18	1.3 mm	8 mm
1 mm²	AWG 18	1.45 mm	8 mm
1.5 mm²	AWG 16	1.75 mm	8 mm
2.5 mm²	AWG 14	2.25 mm	6 mm

镀金 Gold Plated

Inserts	Product Model	Order No.	Inserts	Product Model	Order No.
Male	DGM-0.37	1 007 06 0000015	Female	DGF-0.37	1 007 07 0000015
	DGM-0.5	1 007 06 0000016		DGF-0.5	1 007 07 0000016
	DGM-0.75	1 007 06 0000017		DGF-0.75	1 007 07 0000017
	DGM-1.0	1 007 06 0000018		DGF-1.0	1 007 07 0000018
	DGM-1.5	1 007 06 0000019		DGF-1.5	1 007 07 0000019
	DGM-2.5	1 007 06 0000020		DGF-2.5	1 007 07 0000020

插芯 Inserts　可与框架及其他所有模块产品组合使用 Combination With Hinged Frame and Other Modules Possible.

技术参数 Technical Characteristics

规范	Specifications	DIN EN 60 664 / DIN EN 61 984
插芯	**Inserts**	
接插件针数	Number Of Contacts	6,12(2x6)+PE
额定电流（见负载图）	Rated Current（See Current Carrying Capacity）	35A
额定脉冲电压	Rated Impulse Voltage	6KV
污染程度2时	Pollution Degree 2	400/690V
污染程度	Pollution Degree	3
绝缘电阻	Insulation Resistance	≥10^{10}Ω
材料	Material	聚碳酸酯 Polycarbonate
工作温度范围	Limiting Temperatures	-40℃...+125℃
依据UL 94的阻燃等级	Flammability Acc. To UL 94	V0
据UL/CUL额定电压	Rated Voltage Acc.To UL/CUL	600V
可拔插次数	Mating Cycles	≥500
插针	**Contacts**	
材料	Material	铜合金 Copper Alloy
表面处理	Surface	镀银/镀金 Hard Silver-Plated Hard Gold-Plated
接触电阻	Contact Resistance	≤1mΩ
螺钉连接	Screw Termination	
导线规格	Wire Gauge	1.5-6mm² AWG 10
螺钉拧紧力矩	Tighening Torque	1.2N.m

电流负载能力
Current Carrying Capacity

电流负载能力所受的限制主要来自包含接插针的接插体可承受的最大温度。
测试和控制过程依据 IEC 60512-3。

The current carrying is limited by maximum temperature of materials for Inserts and contacts including terminals. Measuring and testing techniques according to IEC 60512-3.

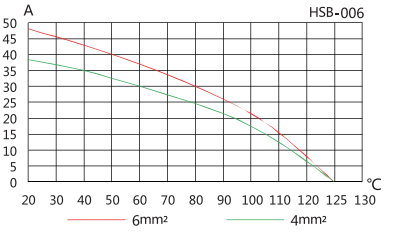

→ HSB-6+ ⏚

400V/690V 35A Size 16B 6+ ⏚

匹配 H16B 外壳系列,参见P179-187 For H16B,Hood/Housing Please Refer Page No. P179-187

Identification	Product Model	Order No.	Product Model	Order No.
螺钉连接 / Screw Termination				
	HSB-006-M	1 007 03 0000095	HSB-006-F	1 007 03 0000096



Dimensions mm

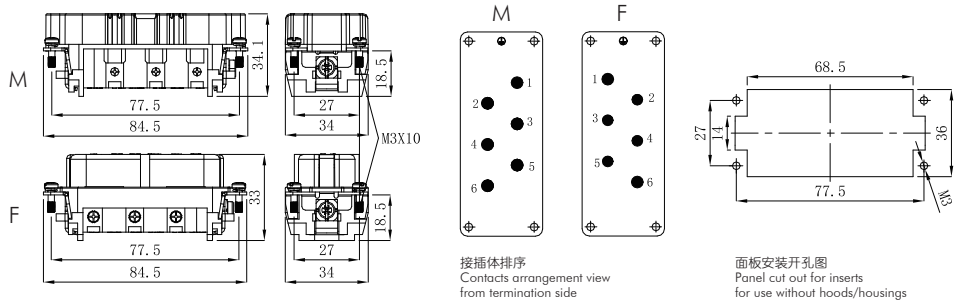

→ HSB-12+⏚

400V/690V 35A Size 32B 12+⏚

匹配 H32B 外壳系列,参见P198-P201 For H32B,Hood/Housing Please Refer Page No. P198-P201

Identification	Product Model	Order No.	Product Model	Order No.
螺钉连接 / Screw Termination	HSB-006-M	1 007 03 0000095	HSB-006-F	1 007 03 0000096
	HSB-012-M(7-12)	1 007 03 0000097	HSB-012-F(7-12)	1 007 03 0000098



Dimensions mm

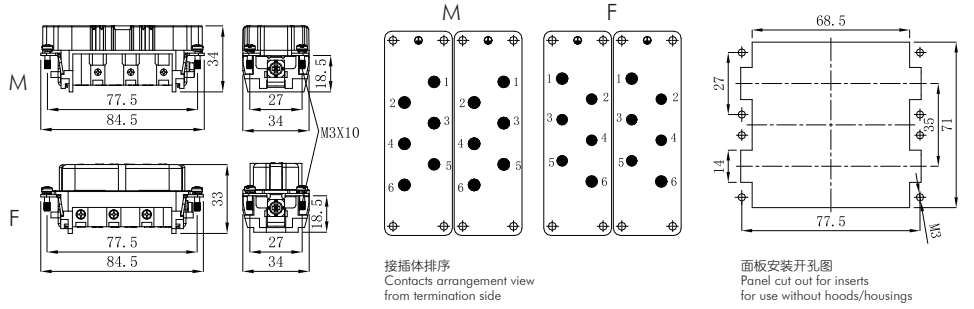

HK-004/0,004/2系列技术特性
HK-004/0,004/2 Technical Characteristics

插芯 Inserts　　可与框架及其他所有模块产品组合使用 Combination With Hinged Frame and Other Modules Possible.

技术参数 Technical Characteristics

规范	Specifications	DIN EN 60 664 / DIN EN 61 984
插芯	**Inserts**	
接插件针数	Number Of Contacts	4/0+PE，4/2+PE
额定电流（见负载图）	Rated Current（See Current Carrying Capacity）	
电力区	Power Area	80A
信号区	Signal Area	16A
额定电压	Rated Voltage	
电力区	Power Area	830V
信号区	Signal Area	400V
污染等级	Pollution Degree	3
污染等级2时	Pollution Degree 2	
电力区	Power Area	1000V
信号区	Signal Area	400/690V
额定脉冲电压	Rated Impulse Voltage	
电力区	Power Area	8KV
信号区	Signal Area	6KV
绝缘电阻	Insulation Resistance	$\geq 10^{10}\Omega$
材料	Material	聚碳酸酯 Polycarbonate
工作温度范围	Limiting Temperatures	-40℃...+125℃
依据UL 94的阻燃等级	Flammability Acc. To UL 94	V0
据UL/CUL额定电压	Rated Voltage Acc.To UL/CUL	600V/300V
可拔插次数	Mating Cycles	≥500
插针	**Contacts**	
材料	Material	铜合金 Copper Alloy
表面处理	Surface	镀银/镀金 Hard Silver-Plated Hard Gold-Plated
接触电阻	Contact Resistance	
电力区	Power Area	≤0.3mΩ
信号区	Signal Area	≤1mΩ
接线形式	Terminal	螺钉压接 Screw Termination
导线规格	Wire Gauge	
电力区	Power Area	1.5-16mm² AWG 16-6
信号区	Signal Area	0.5-2.5mm² AWG 20-14
螺钉拧紧力矩	Tighening Torque	
电力区	Power Area	mm² 1.5 2.5 4 6 10 16 N.m 1.2 2 3 3 3 3
信号区	Signal Area	0.5 N.m

电流负载能力
Current Carrying Capacity

电流负载能力所受的限制主要来自包含接插针的接插体可承受的最大温度。
测试和控制过程依据 IEC 60512-3。

The current carrying is limited by maximum temperature of materials for Inserts and contacts including terminals. Measuring and testing techniques according to IEC 60512-3.

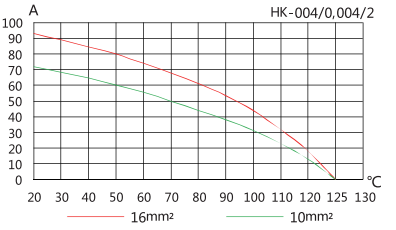

→ HK-004/0,004/2

830V/400V 80/16A　Size 16B　4/0,4/2+⏚

匹配 H16B 外壳系列,参见P179-187　For H16B,Hood/Housing Please Refer Page No. P179-187

Identification	Product Model	Order No.	Product Model	Order No.
螺钉连接 / Screw Termination	HK-004/0-M	1 007 03 0000099	HK-004/0-F	1 007 03 0000100



Dimensions mm

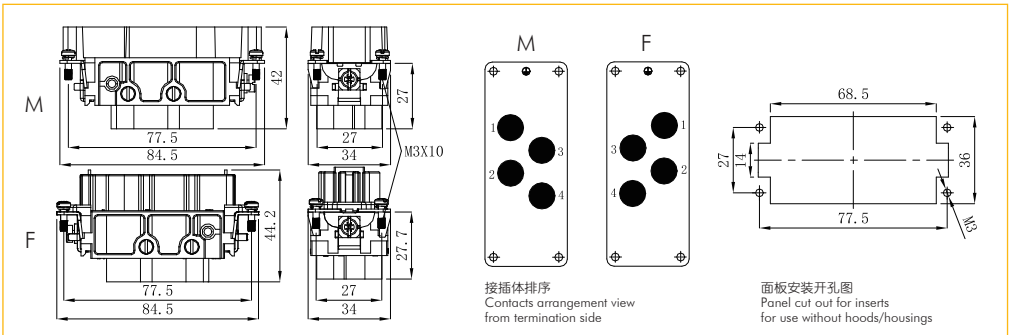

	HK-004/2-M	1 007 03 0000101	HK-004/2-F	1 007 03 0000102



Dimensions mm

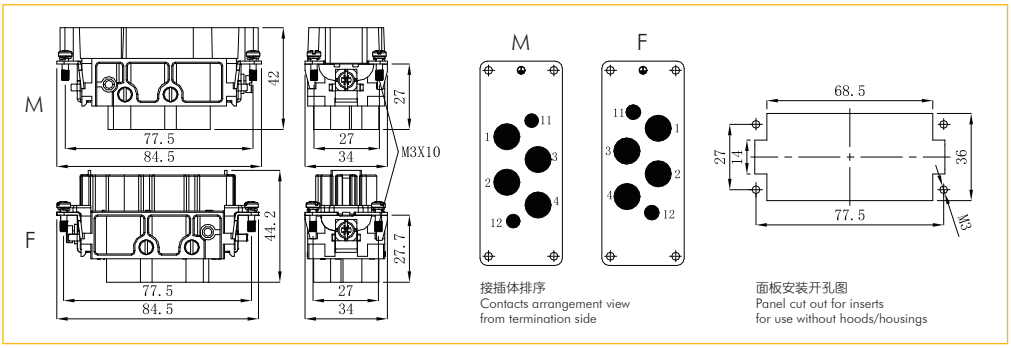

HK-004/8系列技术特性
HK-004/8 Technical Characteristics

插芯 Inserts　　可与框架及其他所有模块产品组合使用 Combination With Hinged Frame and Other Modules Possible.

技术参数 Technical Characteristics

规范	Specifications	DIN EN 60 664 / DIN EN 61 984
插芯	**Inserts**	
接插件针数	Number Of Contacts	4/8+PE
额定电流（见负载图）	Rated Current（See Current Carrying Capacity）	
电力区	Power Area	80A
信号区	Signal Area	16A
额定电压	Rated Voltage	
电力区	Power Area	830V
信号区	Signal Area	400V
污染等级	Pollution Degree	3
污染等级2时	Pollution Degree 2	
电力区	Power Area	400V/690V/6KV
额定脉冲电压	Rated Impulse Voltage	
电力区	Power Area	8KV
信号区	Signal Area	6KV
绝缘电阻	Insulation Resistance	$\geq 10^{10}\Omega$
材料	Material	聚碳酸酯 Polycarbonate
工作温度范围	Limiting Temperatures	-40℃...+125℃
依据UL 94的阻燃等级	Flammability Acc. To UL 94	V0
据UL/CUL额定电压	Rated Voltage Acc.To UL/CUL	600V/300V
可拔插次数	Mating Cycles	≥500
插针	**Contacts**	
材料	Material	铜合金 Copper Alloy
表面处理	Surface	镀银/镀金 Hard Silver-Plated Hard Gold-Plated
接触电阻	Contact Resistance	
电力区	Power Area	≤0.3mΩ
信号区	Signal Area	≤1mΩ
接线形式	Terminal	螺钉压接 Screw Termination
导线规格	Wire Gauge	
电力区	Power Area	1.5-16mm² AWG 16-6
信号区	Signal Area	0.5-2.5mm² AWG 20-14
螺钉拧紧力矩	Tighening Torque	
电力区	Power Area	mm² 1.5 2.5 4 6 10 16 N.m 1.2 2 3 3 3 3
信号区	Signal Area	0.5 N.m

电流负载能力
Current Carrying Capacity

电流负载能力所受的限制主要来自包含接插针的接插体可承受的最大温度。
测试和控制过程依据 IEC 60512-3。

The current carrying is limited by maximum temperature of materials for Inserts and contacts including terminals. Measuring and testing techniques according to IEC 60512-3.

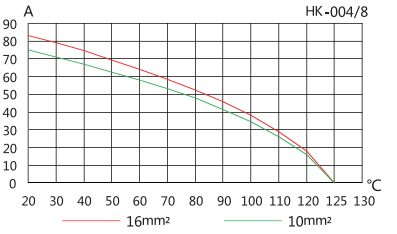

→ HK-004/8

830V/400V 80/16A Size 24B 4/8+⏚

匹配 H24B 外壳系列,参见P188-197 For H24B,Hood/Housing Please Refer Page No. P188-197

Identification	Product Model	Order No.	Product Model	Order No.
螺钉连接 / Screw Termination				
	HK-004/8-M	1 007 03 0000103	HK-004/8-F	1 007 03 0000104





Dimensions mm

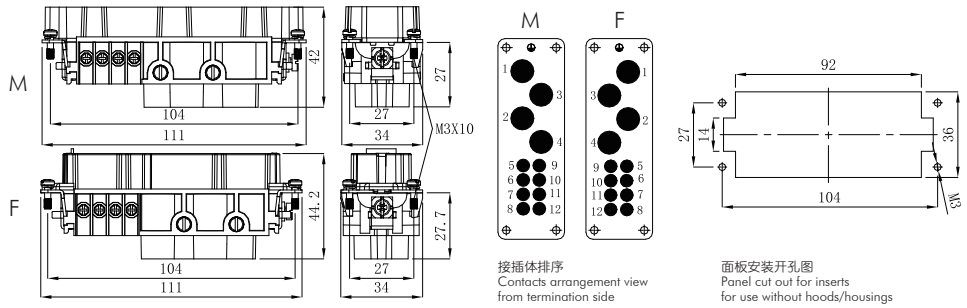

HQ-002 轴向螺栓模块

400V 40A+⏚

插芯 Inserts

技术参数 Technical Characteristics

规范	Specifications	DIN EN 60 664 / DIN EN 61 984
插芯	Inserts	
接插件针数	Number Of Contacts	2+PE
依据 EN 61 984的电气数据	Electrical Data Acc. To EN 61 984	
额定电流	Rated Current	40A
额定电压	Rated Voltage	1000V
额定脉冲电压	Rated Impulse Voltage	6KV
污染程度	Pollution Degree	3
绝缘电阻	Insulation Resistance	$\geq 10^{10}\Omega$
材料	Material	聚碳酸酯 Polycarbonate
工作温度范围	Limiting Temperatures	-40℃...+125℃
依据UL 94的阻燃等级	Flammability Acc. To UL 94	V0
可拔插次数	Mating Cycles	≥500
插针	Contacts	
材料	Material	铜合金 Copper Alloy
表面处理	Surface	镀银 Hard-Silver Plated
接触电阻	Contact Resistance	≤1mΩ
电缆绞线依据IEC 60 228-5	To IEC 60 228 Class 5	
轴向螺栓连接	Axial Screw Termination	
mm^2	mm^2	1.5-10mm^2
AWG	AWG	16-8
内六角扳手	Hexagonal Driver	SW 2
导线规格 (mm^2)	Conductor Specification(mm^2)	1.5 2.5 6 10
拧紧力矩(Nm)	Tightening Torque(Nm)	1 1 1.8 1.8

轴向螺栓连接 / Axial Screw Termination

Inserts	Product Model	Order No.	Wire gauge
Male	HQ-002-M-1	1 007 03 0000113	1.5-2.5mm^2
	HQ-002-M-2	1 007 03 0000115	2.5-6mm^2
	HQ-002-M-3	1 007 03 0000117	4-10mm^2
Female	HQ-002-F-1	1 007 03 0000114	1.5-2.5mm^2
	HQ-002-F-2	1 007 03 0000116	2.5-6mm^2
	HQ-002-F-3	1 007 03 0000118	4-10mm^2

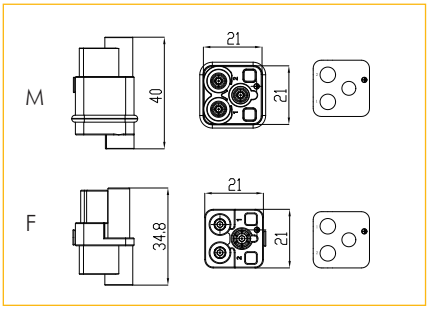

插芯 Inserts

技术参数 Technical Characteristics

规范	Specifications	DIN EN 60 664 / DIN EN 61 984
插芯	Inserts	
接插件针数	Number Of Contacts	2+PE
额定电流	Rated Current	40A
额定电压	Rated Voltage	400V
额定脉冲电压	Rated Impulse Voltage	6KV
污染等级	Pollution Degree	3
绝缘电阻	Insulation Resistance	$\geq 10^{10}\Omega$
材料	Material	聚碳酸酯 Polycarbonate
工作温度范围	Limiting Temperatures	-40℃...+125℃
依据UL 94的阻燃等级	Flammability Acc. To UL 94	V0
据UL/CUL额定电压	Rated Voltage Acc.To UL/CUL	600V
可拔插次数	Mating Cycles	≥500
插针	Contacts	
材料	Material	铜合金 Copper Alloy
表面处理	Surface	镀银/镀金 Hard Silver-Plated Hard Gold-Plated
接触电阻	Contact Resistance	≤3mΩ
接线形式	Terminal	冷压连接 Crimp Termination
导线规格	Wire Gauge	1.5-10mm² AWG 16-8

→ HQ-2+⏚

400V/40A Size H3A 2+⏚

匹配 H3A 外壳系列,参见P155-159 For HC,Hood/Housing Please Refer Page No. P155-159

Identification	Product Model	Order No.	Product Model	Order No.
冷压连接 / Crimp Termination	HQ-002-MC	1 007 03 0000111	HQ-002-FC	1 007 03 0000112



Dimensions mm

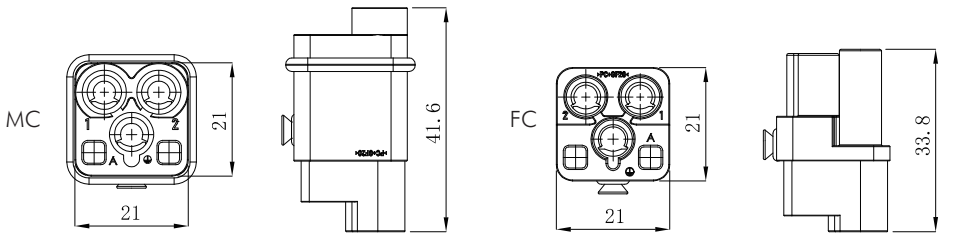

40A冷压针孔 / 40A Crimp Contacts

镀银 Silver Plated

Inserts	Product Model	Order No.	Inserts	Product Model	Order No.
Male	CSM40-1.5	1 007 06 0000035	Female	CSF40-1.5	1 007 07 0000035
	CSM40-2.5	1 007 06 0000036		CSF40-2.5	1 007 07 0000036
	CSM40-4.0	1 007 06 0000037		CSF40-4.0	1 007 07 0000037
	CSM40-6.0	1 007 06 0000038		CSF40-6.0	1 007 07 0000038
	CSM40-10.0	1 007 06 0000039		CSF40-10.0	1 007 07 0000039



镀金 Gold Plated

Inserts	Product Model	Order No.	Inserts	Product Model	Order No.
Male	CGM40-1.5	1 007 06 0000040	Female	CGF40-1.5	1 007 07 0000040
	CGM40-2.5	1 007 06 0000041		CGF40-2.5	1 007 07 0000041
	CGM40-4.0	1 007 06 0000042		CGF40-4.0	1 007 07 0000042
	CGM40-6.0	1 007 06 0000043		CGF40-6.0	1 007 07 0000043
	CGM40-10	1 007 06 0000044		CGF40-10	1 007 07 0000044

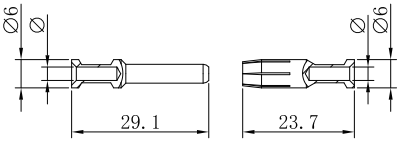

Wire gauge		ϕ	Stripping length
1.5 mm²	AWG 16	1.75 mm	9 mm
2.5 mm²	AWG 14	2.25 mm	9 mm
4 mm²	AWG 12	2.85 mm	9.6 mm
6 mm²	AWG 10	3.5 mm	9.6 mm
10 mm²	AWG 8	4.3 mm	15 mm

剥线长度A=15 mm 用于电缆≥5 mm
剥线长度A=18 mm 用于电缆≥6.4 mm
Stripping length A=15 mm for cables≥5 mm
Stripping length A=18 mm for cables≥6.4 mm

插芯 Inserts

技术参数 Technical Characteristics

规范	Specifications	DIN EN 60 664 / DIN EN 61 984
插芯	Inserts	
接插件针数	Number Of Contacts	3+PE
额定电流	Rated Current	40A
额定电压	Rated Voltage	400V
额定脉冲电压	Rated Impulse Voltage	6KV
污染等级	Pollution Degree	3
绝缘电阻	Insulation Resistance	$\geq 10^{10}\Omega$
材料	Material	聚碳酸酯 Polycarbonate
工作温度范围	Limiting Temperatures	-40℃...+125℃
依据UL 94的阻燃等级	Flammability Acc. To UL 94	V0
据UL/CUL额定电压	Rated Voltage Acc.To UL/CUL	600V
可拔插次数	Mating Cycles	≥500
插针	Contacts	
材料	Material	铜合金 Copper Alloy
表面处理	Surface	镀银/镀金 Hard Silver-Plated Hard Gold-Plated
接触电阻	Contact Resistance	≤1mΩ
接线形式	Terminal	冷压连接 Crimp Termination
导线规格	Wire Gauge	1.5-10mm² AWG 16-8

→ HQ-3+⏚

400V/40A Size H3A 3+⏚

匹配 H3A 外壳系列,参见P155-159 For HC,Hood/Housing Please Refer Page No. P155-159

Identification	Product Model	Order No.	Product Model	Order No.
冷压连接 / Crimp Termination	HQ-003-MC	1 007 03 0000127	HQ-003-FC	1 007 03 0000128



Dimensions mm

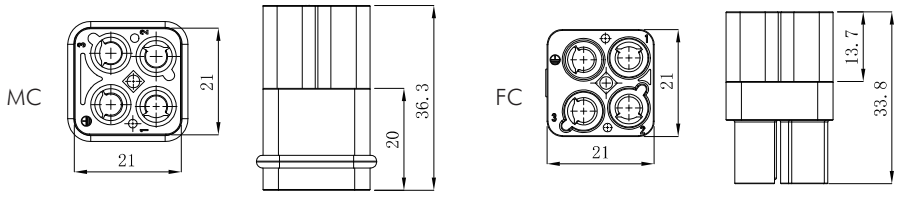

40A冷压针孔 / 40A Crimp Contacts

镀银 Silver Plated

Inserts	Product Model	Order No.	Inserts	Product Model	Order No.
Male	CSM40-1.5	1 007 06 0000035	Female	CSF40-1.5	1 007 07 0000035
	CSM40-2.5	1 007 06 0000036		CSF40-2.5	1 007 07 0000036
	CSM40-4.0	1 007 06 0000037		CSF40-4.0	1 007 07 0000037
	CSM40-6.0	1 007 06 0000038		CSF40-6.0	1 007 07 0000038
	CSM40-10.0	1 007 06 0000039		CSF40-10.0	1 007 07 0000039

镀金 Gold Plated



Inserts	Product Model	Order No.	Inserts	Product Model	Order No.
Male	CGM40-1.5	1 007 06 0000040	Female	CGF40-1.5	1 007 07 0000040
	CGM40-2.5	1 007 06 0000041		CGF40-2.5	1 007 07 0000041
	CGM40-4.0	1 007 06 0000042		CGF40-4.0	1 007 07 0000042
	CGM40-6.0	1 007 06 0000043		CGF40-6.0	1 007 07 0000043
	CGM40-10	1 007 06 0000044		CGF40-10	1 007 07 0000044

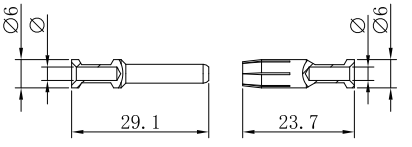

Wire gauge		ϕ	Stripping length
1.5 mm²	AWG 16	1.75 mm	9 mm
2.5 mm²	AWG 14	2.25 mm	9 mm
4 mm²	AWG 12	2.85 mm	9.6 mm
6 mm²	AWG 10	3.5 mm	9.6 mm
10 mm²	AWG 8	4.3 mm	15 mm

剥线长度A=15 mm 用于电缆≥5 mm
剥线长度A=18 mm 用于电缆≥6.4 mm
Stripping length A=15 mm for cables≥5 mm
Stripping length A=18 mm for cables≥6.4 mm

插芯 Inserts

技术参数 Technical Characteristics

规范	Specifications	DIN EN 60 664 / DIN EN 61 984
插芯	Inserts	
接插件针数	Number Of Contacts	4+PE
额定电流	Rated Current	40A
额定电压	Rated Voltage	830V
额定脉冲电压	Rated Impulse Voltage	6KV
污染等级	Pollution Degree	3
绝缘电阻	Insulation Resistance	$\geq 10^{10}\Omega$
材料	Material	聚碳酸酯 Polycarbonate
工作温度范围	Limiting Temperatures	-40℃...+125℃
依据UL 94的阻燃等级	Flammability Acc. To UL 94	V0
据UL/CUL额定电压	Rated Voltage Acc.To UL/CUL	600V
可拔插次数	Mating Cycles	≥500
插针	Contacts	
材料	Material	铜合金 Copper Alloy
表面处理	Surface	镀银/镀金 Hard Silver-Plated Hard Gold-Plated
接触电阻	Contact Resistance	≤1mΩ
接线形式	Terminal	冷压连接 Crimp Termination
导线规格	Wire Gauge	1.5-10mm² AWG16-8

→ HQ-4+⏚

830V/40A Size H3A 4+⏚

匹配 H3A 外壳系列,参见P155-159 For HC,Hood/Housing Please Refer Page No. P155-159

Identification	Product Model	Order No.	Product Model	Order No.
冷压连接 / Crimp Termination	HQ-004-MC	1 007 03 0000131	HQ-004-FC	1 007 03 0000132

Dimensions mm

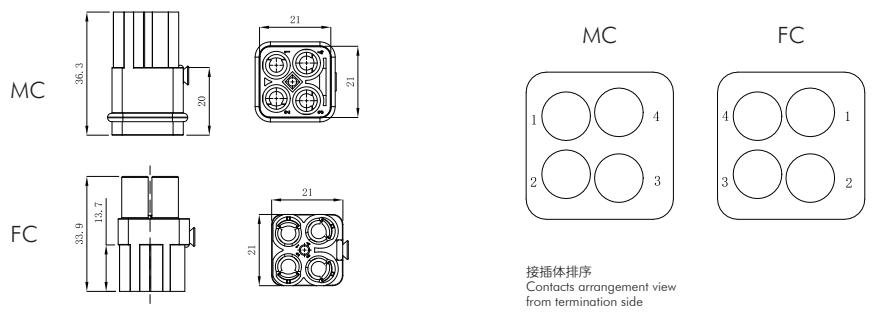

40A冷压针孔 / 40A Crimp Contacts

镀银 Silver Plated

Inserts	Product Model	Order No.	Inserts	Product Model	Order No.
Male	CSM40-1.5	1 007 06 0000035	Female	CSF40-1.5	1 007 07 0000035
	CSM40-2.5	1 007 06 0000036		CSF40-2.5	1 007 07 0000036
	CSM40-4.0	1 007 06 0000037		CSF40-4.0	1 007 07 0000037
	CSM40-6.0	1 007 06 0000038		CSF40-6.0	1 007 07 0000038
	CSM40-10.0	1 007 06 0000039		CSF40-10.0	1 007 07 0000039



镀金 Gold Plated

Inserts	Product Model	Order No.	Inserts	Product Model	Order No.
Male	CGM40-1.5	1 007 06 0000040	Female	CGF40-1.5	1 007 07 0000040
	CGM40-2.5	1 007 06 0000041		CGF40-2.5	1 007 07 0000041
	CGM40-4.0	1 007 06 0000042		CGF40-4.0	1 007 07 0000042
	CGM40-6.0	1 007 06 0000043		CGF40-6.0	1 007 07 0000043
	CGM40-10	1 007 06 0000044		CGF40-10	1 007 07 0000044

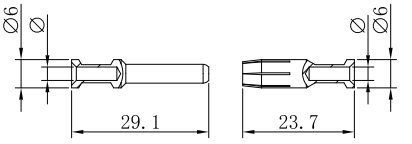

Wire gauge		ϕ	Stripping length
1.5 mm²	AWG 16	1.75 mm	9 mm
2.5 mm²	AWG 14	2.25 mm	9 mm
4 mm²	AWG 12	2.85 mm	9.6 mm
6 mm²	AWG 10	3.5 mm	9.6 mm
10 mm²	AWG 8	4.3 mm	15 mm

剥线长度A=15 mm 用于电缆≥5 mm
剥线长度A=18 mm 用于电缆≥6.4 mm
Stripping length A=15 mm for cables≥5 mm
Stripping length A=18 mm for cables≥6.4 mm

插芯 Inserts

技术参数 Technical Characteristics

规范	Specifications	DIN EN 60 664 / DIN EN 61 984
插芯	**Inserts**	
接插件针数	Number Of Contacts	5+PE
额定电流	Rated Current	16A
线电压	Rated Voltage Conductor-Ground	230V
相电压	Rated Voltage Conductor-Conductor	400V
耐冲击电压	Rated Impulse Voltage	4KV
污染等级	Pollution Degree	3
绝缘电阻	Insulation Resistance	$\geq 10^{10}\Omega$
材料	Material	聚碳酸酯 Polycarbonate
工作温度范围	Limiting Temperatures	-40℃...+125℃
依据UL 94的阻燃等级	Flammability Acc. To UL 94	V0
据UL/CUL额定电压	Rated Voltage Acc.To UL/CUL	600V
可拔插次数	Mating Cycles	≥500
插针	**Contacts**	
材料	Material	铜合金 Copper Alloy
表面处理	Surface	镀银/镀金 Hard Silver-Plated Hard Gold-Plated
接触电阻	Contact Resistance	≤1mΩ
接线形式	Terminal	冷压连接 Crimp Termination
导线规格	Wire Gauge	0.14-4mm² AWG 26-12

电流负载能力
Current Carrying Capacity

电流负载能力所受的限制主要来自包含接插针的接插体可承受的最大温度。
测试和控制过程依据 IEC 60512-3。

The current carrying is limited by maximum temperature of materials for Inserts and contacts including terminals. Measuring and testing techniques according to IEC 60512-3.

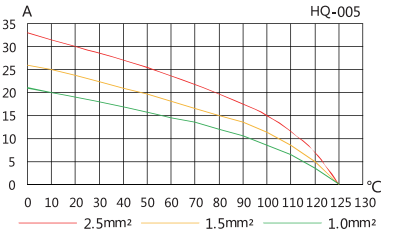

→ HQ-005-MC/FC

230V/400V 16A Size 3A 5

匹配 H3A 外壳系列,参见P155-159 For H3A,Hood/Housing Please Refer Page No. P155-159

Identification	Product Model	Order No.	Product Model	Order No.
冷压连接 / Crimp Termination	HQ-005-MC	1 007 03 0000105	HQ-005-FC	1 007 03 0000106

Dimensions mm

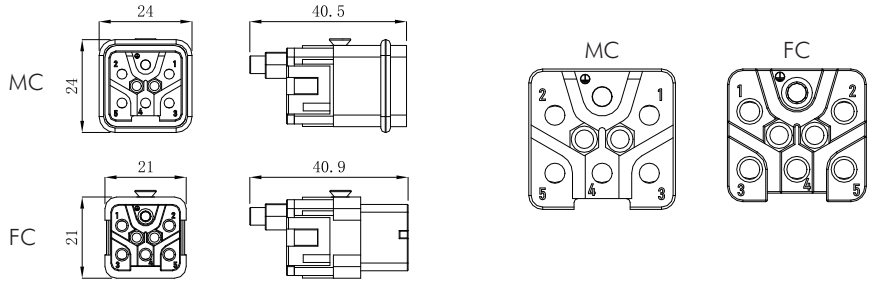

16A冷压针孔 / 16A Crimp Contacts

镀银 Silver Plated

Inserts	Product Model	Order No.	Inserts	Product Model	Order No.
Male	ESM-0.37	1 007 06 0000021	Female	ESF-0.37	1 007 07 0000021
	ESM-0.5	1 007 06 0000022		ESF-0.5	1 007 07 0000022
	ESM-0.75	1 007 06 0000023		ESF-0.75	1 007 07 0000023
	ESM-1.0	1 007 06 0000024		ESF-1.0	1 007 07 0000024
	ESM-1.5	1 007 06 0000025		ESF-1.5	1 007 07 0000025
	ESM-2.5	1 007 06 0000026		ESF-2.5	1 007 07 0000026
	ESM-4.0	1 007 06 0000027		ESF-4.0	1 007 07 0000027

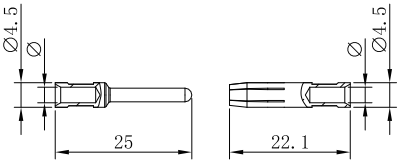

Marking		Wire gauge	Stripping length
no groove	0.14-0.37 mm²	AWG 26-22	7.5 mm
no groove	0.5 mm²	AWG 20	7.5 mm
1 no groove	0.75 mm²	AWG 18	7.5 mm
1 no groove	1 mm²	AWG 18	7.5 mm
2 no grooves	1.5 mm²	AWG 16	7.5 mm
3 no grooves	2.5 mm²	AWG 14	7.5 mm
wide groove	3 mm²	AWG 12	7.5 mm
no groove	4 mm²	AWG 12	7.5 mm



镀金 Gold Plated

Inserts	Product Model	Order No.	Inserts	Product Model	Order No.
Male	EGM-0.37	1 007 06 0000028	Female	EGF-0.37	1 007 07 0000028
	EGM-0.5	1 007 06 0000029		EGF-0.5	1 007 07 0000029
	EGM-0.75	1 007 06 0000030		EGF-0.75	1 007 07 0000030
	EGM-1.0	1 007 06 0000031		EGF-1.0	1 007 07 0000031
	EGM-1.5	1 007 06 0000032		EGF-1.5	1 007 07 0000032
	EGM-2.5	1 007 06 0000033		EGF-2.5	1 007 07 0000033
	EGM-4.0	1 007 06 0000034		EGF-4.0	1 007 07 0000034

插芯 Inserts

技术参数 Technical Characteristics

规范	Specifications	DIN EN 60 664 / DIN EN 61 984
插芯	**Inserts**	
接插件针数	Number Of Contacts	7+PE、12+PE
额定电流	Rated Current	10A
额定电压	Rated Voltage	400V
额定脉冲电压	Rated Impulse Voltage	6KV
污染等级	Pollution Degree	3
绝缘电阻	Insulation Resistance	$\geq 10^{10}\Omega$
材料	Material	聚碳酸酯 Polycarbonate
工作温度范围	Limiting Temperatures	-40℃...+125℃
依据UL 94的阻燃等级	Flammability Acc. To UL 94	V0
据UL/CUL额定电压	Rated Voltage Acc.To UL/CUL	600V
可拔插次数	Mating Cycles	≥500
插针	**Contacts**	
材料	Material	铜合金 Copper Alloy
表面处理	Surface	镀银/镀金 Hard Silver-Plated Hard Gold-Plated
接触电阻	Contact Resistance	≤3mΩ
接线形式	Terminal	冷压连接 Crimp Termination
导线规格	Wire Gauge	0.14-2.5mm² AWG 26-14

电流负载能力
Current Carrying Capacity

电流负载能力所受的限制主要来自包含接插针的接插体可承受的最大温度。
测试和控制过程依据 IEC 60512-3。

The current carrying is limited by maximum temperature of materials for Inserts and contacts including terminals. Measuring and testing techniques according to IEC 60512-3.

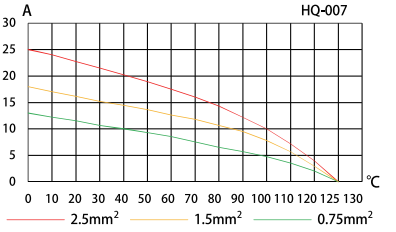

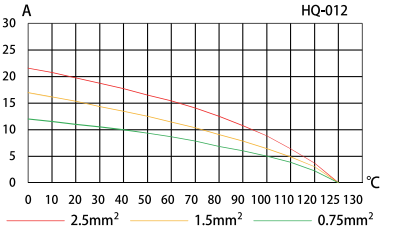

→ HQ-007-MC/FC

400V/10A Size 3A 7+ ⏚

匹配 H3A 外壳系列,参见P155-159 For H3A,Hood/Housing Please Refer Page No. P155-159

Identification	Product Model	Order No.	Product Model	Order No.
冷压连接 / Crimp Termination	HQ-007-MC	1 007 03 0000107	HQ-007-FC	1 007 03 0000108

Dimensions mm

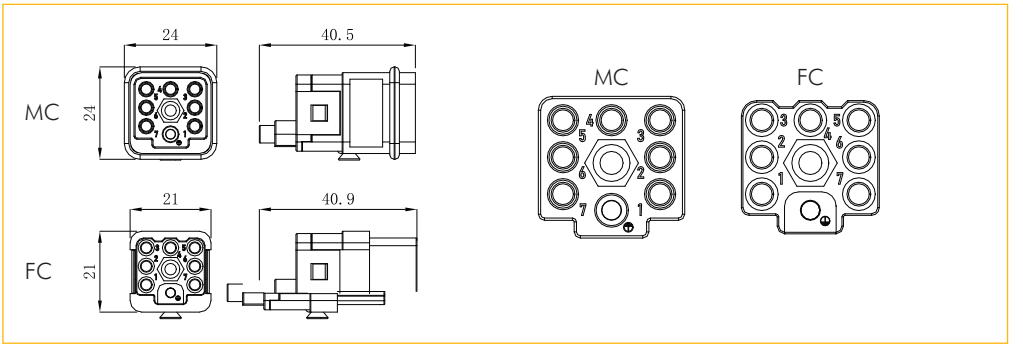

10A冷压针孔 / 10A Crimp Contacts

镀银 Silver Plated

Inserts	Product Model	Order No.	Inserts	Product Model	Order No.
Male	DSM-0.37	1 007 06 0000009	Female	DSF-0.37	1 007 07 0000009
	DSM-0.5	1 007 06 0000010		DSF-0.5	1 007 07 0000010
	DSM-0.75	1 007 06 0000011		DSF-0.75	1 007 07 0000011
	DSM-1.0	1 007 06 0000012		DSF-1.0	1 007 07 0000012
	DSM-1.5	1 007 06 0000013		DSF-1.5	1 007 07 0000013
	DSM-2.5	1 007 06 0000014		DSF-2.5	1 007 07 0000014

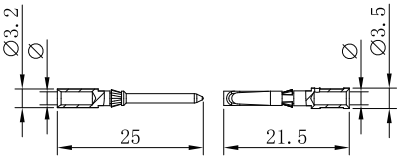

Wire gauge		Φ	Stripping length
0.14-0.37 mm²	AWG 26-22	0.9 mm	8 mm
0.5 mm²	AWG 20	1.1 mm	8 mm
0.75 mm²	AWG 18	1.3 mm	8 mm
1 mm²	AWG 18	1.45 mm	8 mm
1.5 mm²	AWG 16	1.75 mm	8 mm
2.5 mm²	AWG 14	2.25 mm	6 mm

镀金 Gold Plated

Inserts	Product Model	Order No.	Inserts	Product Model	Order No.
Male	DGM-0.37	1 007 06 0000015	Female	DGF-0.37	1 007 07 0000015
	DGM-0.5	1 007 06 0000016		DGF-0.5	1 007 07 0000016
	DGM-0.75	1 007 06 0000017		DGF-0.75	1 007 07 0000017
	DGM-1.0	1 007 06 0000018		DGF-1.0	1 007 07 0000018
	DGM-1.5	1 007 06 0000019		DGF-1.5	1 007 07 0000019
	DGM-2.5	1 007 06 0000020		DGF-2.5	1 007 07 0000020

→ HQ-012-MC/FC

400V/10A Size 3A 12+⏚

匹配 H3A 外壳系列,参见P155-159 For H3A,Hood/Housing Please Refer Page No. P155-159

Identification	Product Model	Order No.	Product Model	Order No.
冷压连接 / Crimp Termination	HQ-012-MC	1 007 03 0000109	HQ-012-FC	1 007 03 0000110

Dimensions mm

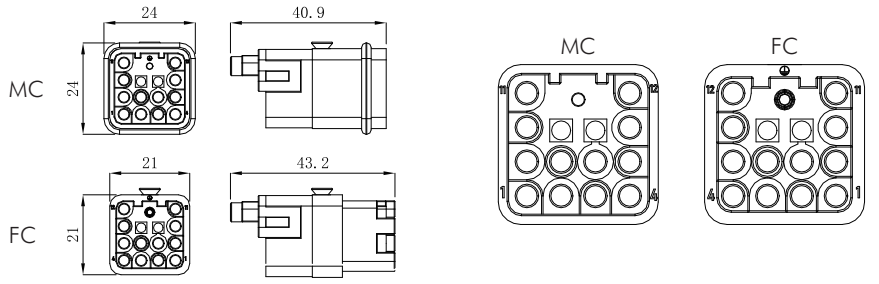

10A冷压针孔 / 10A Crimp Contacts

镀银 Silver Plated

Inserts	Product Model	Order No.	Inserts	Product Model	Order No.
Male	DSM-0.37	1 007 06 0000009	Female	DSF-0.37	1 007 07 0000009
	DSM-0.5	1 007 06 0000010		DSF-0.5	1 007 07 0000010
	DSM-0.75	1 007 06 0000011		DSF-0.75	1 007 07 0000011
	DSM-1.0	1 007 06 0000012		DSF-1.0	1 007 07 0000012
	DSM-1.5	1 007 06 0000013		DSF-1.5	1 007 07 0000013
	DSM-2.5	1 007 06 0000014		DSF-2.5	1 007 07 0000014

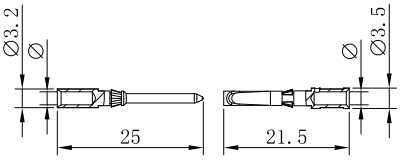

Wire gauge		Φ	Stripping length
0.14-0.37 mm²	AWG 26-22	0.9 mm	8 mm
0.5 mm²	AWG 20	1.1 mm	8 mm
0.75 mm²	AWG 18	1.3 mm	8 mm
1 mm²	AWG 18	1.45 mm	8 mm
1.5 mm²	AWG 16	1.75 mm	8 mm
2.5 mm²	AWG 14	2.25 mm	6 mm

镀金 Gold Plated

Inserts	Product Model	Order No.	Inserts	Product Model	Order No.
Male	DGM-0.37	1 007 06 0000015	Female	DGF-0.37	1 007 07 0000015
	DGM-0.5	1 007 06 0000016		DGF-0.5	1 007 07 0000016
	DGM-0.75	1 007 06 0000017		DGF-0.75	1 007 07 0000017
	DGM-1.0	1 007 06 0000018		DGF-1.0	1 007 07 0000018
	DGM-1.5	1 007 06 0000019		DGF-1.5	1 007 07 0000019
	DGM-2.5	1 007 06 0000020		DGF-2.5	1 007 07 0000020

插芯 Inserts　可与框架及其他所有模块产品组合使用 Combination With Hinged Frame and Other Modules Possible.

技术参数 Technical Characteristics

规范	Specifications	DIN EN 60 664 / DIN EN 61 984
插芯	**Inserts**	
接插件针数	Number Of Contacts	21+PE
额定电流	Rated Current	6.5 A
额定电压	Rated Voltage	
交流额定电压	AC Rated Voltage	50 V
直流额定电压	DC Rated Voltage	120 V
额定脉冲电压	Rated Impulse Voltage	0.8KV
污染程度	Pollution Degree	3
绝缘电阻	Insulation Resistance	$\geq 10^{10}\Omega$
材料	Material	聚碳酸酯 Polycarbonate
工作温度范围	Limiting Temperatures	-40℃...+125℃
依据UL 94的阻燃等级	Flammability Acc. To UL 94	V0
据UL/CUL额定电压	Rated Voltage Acc.To UL/CUL	600 V
可拔插次数	Mating Cycles	≥500
插针	**Contacts**	
材料	Material	铜合金 Copper Alloy
表面处理	Surface	镀银/镀金 Hard Silver-Plated Hard Gold-Plated
接触电阻	Contact Resistance	≤3 mΩ
接线形式	Terminal	冷压连接 Crimp Termination
导线规格	Wire Gauge	0.09-0.52mm² AWG 28-20

电流负载能力
Current Carrying Capacity

电流负载能力所受的限制主要来自包含接插针的接插体可承受的最大温度。
测试和控制过程依据 DIN EN 60512-3。

The current carrying is limited by maximum temperature of materials for Inserts and contacts including terminals. Measuring and testing techniques according to DINEN 60512-3.

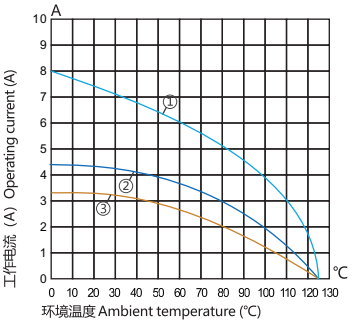

① 0.5mm²　② 0.25mm²　③ 0.14mm²

→ HQ-21+⏚

50V/6.5A Size 3A 21+⏚

匹配 H3A 外壳系列,参见P155-159 For H3A,Hood/Housing Please Refer Page No. P155-159

Identification	Product Model	Order No.	Product Model	Order No.
冷压连接 / Crimp Termination	HQ-021-MC	1 007 03 0000139	HQ-021-FC	1 007 03 0000140

Dimensions mm

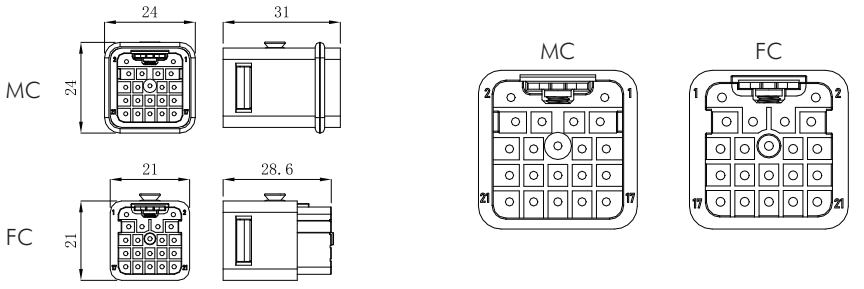

5A冷压针孔 / 5A Crimp Contacts

镀银 Silver Plated

Inserts	Product Model	Order No.	Inserts	Product Model	Order No.
Male	SSM-0.25	1 007 06 0000001	Female	SSF-0.25	1 007 07 0000001
	SSM-0.33	1 007 06 0000002		SSF-0.33	1 007 07 0000002
	SSM-0.52	1 007 06 0000003		SSF-0.52	1 007 07 0000003
	SSM-0.82	1 007 06 0000004		SSF-0.82	1 007 07 0000004

镀金 Gold Plated

Inserts	Product Model	Order No.	Inserts	Product Model	Order No.
Male	SGM-0.25	1 007 06 0000005	Female	SGF-0.25	1 007 07 0000005
	SGM-0.33	1 007 06 0000006		SGF-0.33	1 007 07 0000006
	SGM-0.52	1 007 06 0000007		SGF-0.52	1 007 07 0000007
	SGM-0.82	1 007 06 0000008		SGF-0.82	1 007 07 0000008

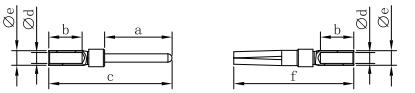

Wire gauge		Stripping length
0.09-0.25 mm²	AWG 28-24	5 mm
0.13-0.33 mm²	AWG 26-22	5 mm
0.33-0.52 mm²	AWG 22-20	5 mm
0.52-0.82 mm²	AWG 22-18	5 mm

插芯 Inserts　可与框架及其他所有模块产品组合使用 Combination With Hinged Frame and Other Modules Possible.

技术参数 Technical Characteristics

规范	Specifications	DIN EN 60 664 / DIN EN 61 984
插芯	Inserts	
接插件针数	Number Of Contacts	003/4+PE
依据 EN 61 984的电气数据	Electrical Data Acc. To EN 61 984	
电力区	Power Contacts	
额定电流	Rated Current	40A
相对地额定电压	Rated Voltage To Ground	400/690V
相间额定电压	Rated Voltage Between Phases	690V
额定脉冲电压	Rated Impulse Voltage	6KV
污染程度	Pollution Degree	3
信号区	Signal Contacts	
额定电流	Rated Current	10A
额定电压	Rated Voltage	250V
额定脉冲电压	Rated Impulse Voltage	4KV
污染程度	Pollution Degree	3
绝缘电阻	Insulation Resistance	$\geq 10^{10}\Omega$
材料	Material	聚碳酸酯 Polycarbonate
工作温度范围	Limiting Temperatures	-40℃...+125℃
依据UL 94的阻燃等级	Flammability Acc. To UL 94	V0
据UL/CUL额定电压	Rated Voltage Acc.To UL/CUL	600/250V
可拔插次数	Mating Cycles	≥500
插针	Contacts	
材料	Material	铜合金 Copper Alloy
表面处理	Surface	镀银 Hard-Silver Plated
接触电阻	Contact Resistance	
电力区	Power Contacts	≤1mΩ
信号区	Signal Contacts	≤3mΩ
冷压连接	Crimp Termination	
mm^2	mm^2	
电力区	Power Contacts	1.5-6mm^2
信号区	Signal Contacts	0.14-2.5mm^2
AWG	AWG	
电力区	Power Contacts	16-10
信号区	Signal Contacts	26-14
最大电缆直径	Max. Insulation Diameter	
电力区	Power Contacts	5mm

→ HQ-003/4+⏚

400/690V, 40/10A Size HC 3/4+ ⏚

匹配 HC 外壳系列,参见P203 For HC,Hood/Housing Please Refer Page No. P203

Identification	Product Model	Order No.	Product Model	Order No.
冷压连接 / Crimp Termination	HQ-003/4-MC	1 007 03 0000129	HQ-003/4-FC	1 007 03 0000130



Dimensions mm

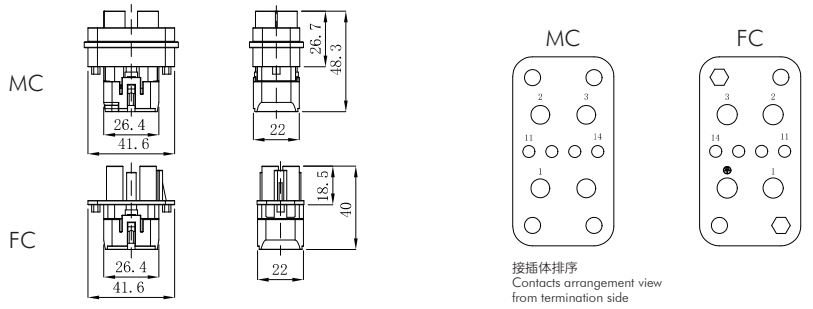

40A冷压针孔 / 40A Crimp Contacts

镀银 Silver Plated

Inserts	Product Model	Order No.	Inserts	Product Model	Order No.
Male	CSM40-1.5	1 007 06 0000035	Female	CSF40-1.5	1 007 07 0000035
	CSM40-2.5	1 007 06 0000036		CSF40-2.5	1 007 07 0000036
	CSM40-4.0	1 007 06 0000037		CSF40-4.0	1 007 07 0000037
	CSM40-6.0	1 007 06 0000038		CSF40-6.0	1 007 07 0000038
	CSM40-10.0	1 007 06 0000039		CSF40-10.0	1 007 07 0000039



镀金 Gold Plated

Inserts	Product Model	Order No.	Inserts	Product Model	Order No.
Male	CGM40-1.5	1 007 06 0000040	Female	CGF40-1.5	1 007 07 0000040
	CGM40-2.5	1 007 06 0000041		CGF40-2.5	1 007 07 0000041
	CGM40-4.0	1 007 06 0000042		CGF40-4.0	1 007 07 0000042
	CGM40-6.0	1 007 06 0000043		CGF40-6.0	1 007 07 0000043
	CGM40-10	1 007 06 0000044		CGF40-10	1 007 07 0000044

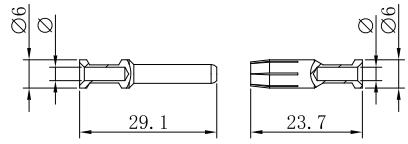

Wire gauge		ϕ	Stripping length
1.5 mm²	AWG 16	1.75 mm	9 mm
2.5 mm²	AWG 14	2.25 mm	9 mm
4 mm²	AWG 12	2.85 mm	9.6 mm
6 mm²	AWG 10	3.5 mm	9.6 mm
10 mm²	AWG 8	4.3 mm	15 mm

剥线长度A=15 mm 用于电缆≥5 mm
剥线长度A=18 mm 用于电缆≥6.4 mm
Stripping length A=15 mm for cables≥5 mm
Stripping length A=18 mm for cables≥6.4 mm

10A冷压针孔 / 10A Crimp Contacts



镀银 Silver Plated

Inserts	Product Model	Order No.	Inserts	Product Model	Order No.
Male	DSM-0.37	1 007 06 0000009	Female	DSF-0.37	1 007 07 0000009
	DSM-0.5	1 007 06 0000010		DSF-0.5	1 007 07 0000010
	DSM-0.75	1 007 06 0000011		DSF-0.75	1 007 07 0000011
	DSM-1.0	1 007 06 0000012		DSF-1.0	1 007 07 0000012
	DSM-1.5	1 007 06 0000013		DSF-1.5	1 007 07 0000013
	DSM-2.5	1 007 06 0000014		DSF-2.5	1 007 07 0000014

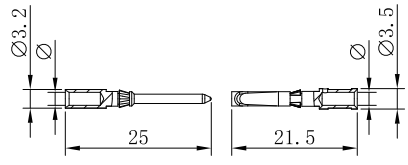

Wire gauge		ϕ	Stripping length
0.14-0.37 mm²	AWG 26-22	0.9 mm	8 mm
0.5 mm²	AWG 20	1.1 mm	8 mm
0.75 mm²	AWG 18	1.3 mm	8 mm
1 mm²	AWG 18	1.45 mm	8 mm
1.5 mm²	AWG 16	1.75 mm	8 mm
2.5 mm²	AWG 14	2.25 mm	6 mm

镀金 Gold Plated



Inserts	Product Model	Order No.	Inserts	Product Model	Order No.
Male	DGM-0.37	1 007 06 0000015	Female	DGF-0.37	1 007 07 0000015
	DGM-0.5	1 007 06 0000016		DGF-0.5	1 007 07 0000016
	DGM-0.75	1 007 06 0000017		DGF-0.75	1 007 07 0000017
	DGM-1.0	1 007 06 0000018		DGF-1.0	1 007 07 0000018
	DGM-1.5	1 007 06 0000019		DGF-1.5	1 007 07 0000019
	DGM-2.5	1 007 06 0000020		DGF-2.5	1 007 07 0000020

HQ-004/2系列技术特性
HQ-004/2 Technical Characteristics

插芯 Inserts　　可与框架及其他所有模块产品组合使用 Combination With Hinged Frame and Other Modules Possible.

技术参数 Technical Characteristics

规范	Specifications	DIN EN 60 664 / DIN EN 61 984
插芯	**Inserts**	
接插件针数	Number Of Contacts	004/2+PE
依据 EN 61 984的电气数据	Electrical Data Acc. To EN 61 984	
电力区	Power Contacts	
额定电流	Rated Current	40A
相对地额定电压	Rated Voltage To Ground	400V
相间额定电压	Rated Voltage Between Phases	690V
额定脉冲电压	Rated Impulse Voltage	6KV
污染程度	Pollution Degree	3
信号区	Signal Contacts	
额定电流	Rated Current	10A
额定电压	Rated Voltage	250V
额定脉冲电压	Rated Impulse Voltage	4KV
污染程度	Pollution Degree	3
绝缘电阻	Insulation Resistance	$\geq 10^{10}\Omega$
材料	Material	聚碳酸酯 Polycarbonate
工作温度范围	Limiting Temperatures	-40℃...+125℃
依据UL 94的阻燃等级	Flammability Acc. To UL 94	V0
据UL/CUL额定电压	Rated Voltage Acc.To UL/CUL	600/250V
可拔插次数	Mating Cycles	≥500
插针	**Contacts**	
材料	Material	铜合金 Copper Alloy
表面处理	Surface	镀银 Hard-Silver Plated
接触电阻	Contact Resistance	
电力区	Power Contacts	≤1mΩ
信号区	Signal Contacts	≤3mΩ
冷压连接	Crimp Termination	
mm^2	mm^2	
电力区	Power Contacts	1.5-6mm^2
信号区	Signal Contacts	0.14-2.5mm^2
AWG	AWG	
电力区	Power Contacts	16-10
信号区	Signal Contacts	26-14
最大电缆直径	Max. Insulation Diameter	
电力区	Power Contacts	5mm

电流负载能力
Current Carrying Capacity

电流负载能力所受的限制主要来自包含接插针的接插体可承受的最大温度。
测试和控制过程依据 DIN EN 60512-3。

The current carrying is limited by maximum temperature of materials for Inserts and contacts including terminals. Measuring and testing techniques according to DINEN 60512-3.

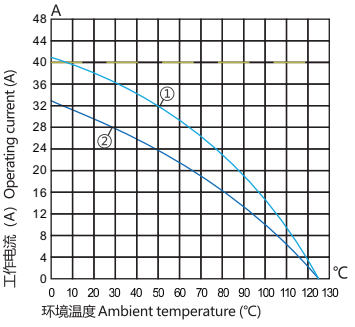

① 4mm^2　② 2.5mm^2

→ HQ-004/2+⏚

400/690V, 40/10A Size HC 4/2+ ⏚

匹配 HC 外壳系列,参见P203 For HC,Hood/Housing Please Refer Page No. P203

Identification	Product Model	Order No.	Product Model	Order No.
冷压连接 / Crimp Termination	HQ-004/2-MC	1 007 03 0000133	HQ-004/2-FC	1 007 03 0000134

Dimensions mm

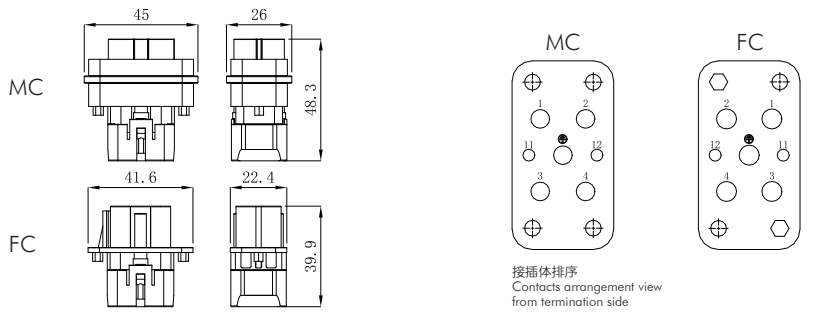

40A冷压针孔 / 40A Crimp Contacts

镀银 Silver Plated

Inserts	Product Model	Order No.	Inserts	Product Model	Order No.
Male	CSM40-1.5	1 007 06 0000035	Female	CSF40-1.5	1 007 07 0000035
	CSM40-2.5	1 007 06 0000036		CSF40-2.5	1 007 07 0000036
	CSM40-4.0	1 007 06 0000037		CSF40-4.0	1 007 07 0000037
	CSM40-6.0	1 007 06 0000038		CSF40-6.0	1 007 07 0000038
	CSM40-10.0	1 007 06 0000039		CSF40-10.0	1 007 07 0000039



镀金 Gold Plated

Inserts	Product Model	Order No.	Inserts	Product Model	Order No.
Male	CGM40-1.5	1 007 06 0000040	Female	CGF40-1.5	1 007 07 0000040
	CGM40-2.5	1 007 06 0000041		CGF40-2.5	1 007 07 0000041
	CGM40-4.0	1 007 06 0000042		CGF40-4.0	1 007 07 0000042
	CGM40-6.0	1 007 06 0000043		CGF40-6.0	1 007 07 0000043
	CGM40-10	1 007 06 0000044		CGF40-10	1 007 07 0000044

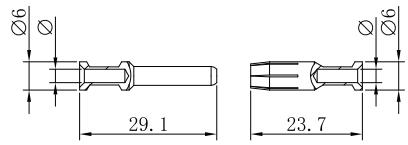

Wire gauge		ϕ	Stripping length
1.5 mm²	AWG 16	1.75 mm	9 mm
2.5 mm²	AWG 14	2.25 mm	9 mm
4 mm²	AWG 12	2.85 mm	9.6 mm
6 mm²	AWG 10	3.5 mm	9.6 mm
10 mm²	AWG 8	4.3 mm	15 mm

剥线长度A=15 mm 用于电缆≥5 mm
剥线长度A=18 mm 用于电缆≥6.4 mm
Stripping length A=15 mm for cables≥5 mm
Stripping length A=18 mm for cables≥6.4 mm

10A冷压针孔 / 10A Crimp Contacts

镀银 Silver Plated

Inserts	Product Model	Order No.	Inserts	Product Model	Order No.
Male	DSM-0.37	1 007 06 0000009	Female	DSF-0.37	1 007 07 0000009
	DSM-0.5	1 007 06 0000010		DSF-0.5	1 007 07 0000010
	DSM-0.75	1 007 06 0000011		DSF-0.75	1 007 07 0000011
	DSM-1.0	1 007 06 0000012		DSF-1.0	1 007 07 0000012
	DSM-1.5	1 007 06 0000013		DSF-1.5	1 007 07 0000013
	DSM-2.5	1 007 06 0000014		DSF-2.5	1 007 07 0000014

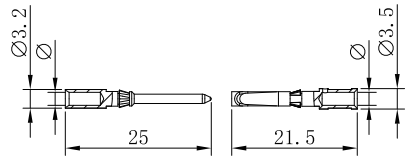

Wire gauge		ϕ	Stripping length
0.14-0.37 mm²	AWG 26-22	0.9 mm	8 mm
0.5 mm²	AWG 20	1.1 mm	8 mm
0.75 mm²	AWG 18	1.3 mm	8 mm
1 mm²	AWG 18	1.45 mm	8 mm
1.5 mm²	AWG 16	1.75 mm	8 mm
2.5 mm²	AWG 14	2.25 mm	6 mm

镀金 Gold Plated

Inserts	Product Model	Order No.	Inserts	Product Model	Order No.
Male	DGM-0.37	1 007 06 0000015	Female	DGF-0.37	1 007 07 0000015
	DGM-0.5	1 007 06 0000016		DGF-0.5	1 007 07 0000016
	DGM-0.75	1 007 06 0000017		DGF-0.75	1 007 07 0000017
	DGM-1.0	1 007 06 0000018		DGF-1.0	1 007 07 0000018
	DGM-1.5	1 007 06 0000019		DGF-1.5	1 007 07 0000019
	DGM-2.5	1 007 06 0000020		DGF-2.5	1 007 07 0000020

HQ-008/0系列技术特性
HQ-008/0 Technical Characteristics

插芯 Inserts　　可与框架及其他所有模块产品组合使用 Combination With Hinged Frame and Other Modules Possible.

技术参数 Technical Characteristics

规范	Specifications	DIN EN 60 664 / DIN EN 61 984
插芯	**Inserts**	
接插件针数	Number Of Contacts	008/0+PE
额定电流	Rated Current	16A
额定电压	Rated Voltage	500V
额定脉冲电压	Rated Impulse Voltage	6KV
污染等级	Pollution Degree	3
污染等级2时	Pollution Degree 2	16A 400/690V 6KV
绝缘电阻	Insulation Resistance	$\geq 10^{10}\Omega$
材料	Material	聚碳酸酯 Polycarbonate
工作温度范围	Limiting Temperatures	-40℃...+125℃
依据UL 94的阻燃等级	Flammability Acc. To UL 94	V0
据UL/CUL额定电压	Rated Voltage Acc.To UL/CUL	600V
可拔插次数	Mating Cycles	≥500
插针	**Contacts**	
材料	Material	铜合金 Copper Alloy
表面处理	Surface	镀银/镀金 Hard Silver-Plated Hard Gold-Plated
接触电阻	Contact Resistance	≤1mΩ
接线形式	Terminal	冷压连接 Crimp Termination
导线规格	Wire Gauge	0.14-4.0mm² AWG 26-12

电流负载能力
Current Carrying Capacity

电流负载能力所受的限制主要来自包含接插针的接插体可承受的最大温度。
测试和控制过程依据 DIN EN 60512-3。

The current carrying is limited by maximum temperature of materials for Inserts and contacts including terminals. Measuring and testing techniques according to DINEN 60512-3.

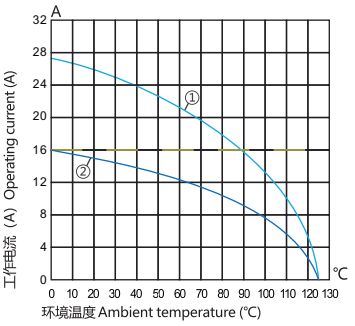

① 2.5mm²　② 1.5mm²

→ HQ-008/0+⏚

500V/16A Size HC 8+⏚

匹配 HC 外壳系列,参见P203 For HC,Hood/Housing Please Refer Page No. P203

Identification	Product Model	Order No.	Product Model	Order No.
冷压连接 / Crimp Termination	HQ-008/0-MC	1 007 03 0000135	HQ-008/0-FC	1 007 03 0000136

Dimensions mm

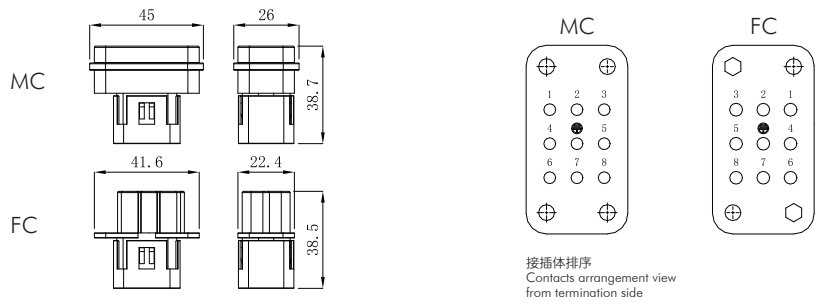

16A冷压针孔 / 16A Crimp Contacts

镀银 Silver Plated

Inserts	Product Model	Order No.	Inserts	Product Model	Order No.
Male	ESM-0.37	1 007 06 0000021	Female	ESF-0.37	1 007 07 0000021
	ESM-0.5	1 007 06 0000022		ESF-0.5	1 007 07 0000022
	ESM-0.75	1 007 06 0000023		ESF-0.75	1 007 07 0000023
	ESM-1.0	1 007 06 0000024		ESF-1.0	1 007 07 0000024
	ESM-1.5	1 007 06 0000025		ESF-1.5	1 007 07 0000025
	ESM-2.5	1 007 06 0000026		ESF-2.5	1 007 07 0000026
	ESM-4.0	1 007 06 0000027		ESF-4.0	1 007 07 0000027

镀金 Gold Plated



Inserts	Product Model	Order No.	Inserts	Product Model	Order No.
Male	EGM-0.37	1 007 06 0000028	Female	EGF-0.37	1 007 07 0000028
	EGM-0.5	1 007 06 0000029		EGF-0.5	1 007 07 0000029
	EGM-0.75	1 007 06 0000030		EGF-0.75	1 007 07 0000030
	EGM-1.0	1 007 06 0000031		EGF-1.0	1 007 07 0000031
	EGM-1.5	1 007 06 0000032		EGF-1.5	1 007 07 0000032
	EGM-2.5	1 007 06 0000033		EGF-2.5	1 007 07 0000033
	EGM-4.0	1 007 06 0000034		EGF-4.0	1 007 07 0000034

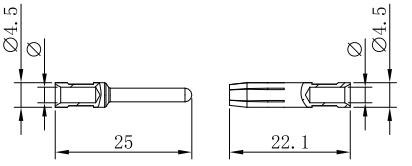

Marking		Wire gauge	Stripping length
no groove	0.14-0.37 mm²	AWG 26-22	7.5 mm
no groove	0.5 mm²	AWG 20	7.5 mm
1 no groove	0.75 mm²	AWG 18	7.5 mm
1 no groove	1 mm²	AWG 18	7.5 mm
2 no grooves	1.5 mm²	AWG 16	7.5 mm
3 no grooves	2.5 mm²	AWG 14	7.5 mm
wide groove	3 mm²	AWG 12	7.5 mm
no groove	4 mm²	AWG 12	7.5 mm

插芯 Inserts　可与框架及其他所有模块产品组合使用 Combination With Hinged Frame and Other Modules Possible.

技术参数 Technical Characteristics

规范	Specifications	DIN EN 60 664 / DIN EN 61 984
插芯	Inserts	
接插件针数	Number Of Contacts	17+PE
额定电流	Rated Current	10A
额定电压	Rated Voltage	160V
额定脉冲电压	Rated Impulse Voltage	6KV
污染等级	Pollution Degree	3
绝缘电阻	Insulation Resistance	$\geq 10^{10}\Omega$
材料	Material	聚碳酸酯 Polycarbonate
工作温度范围	Limiting Temperatures	-40℃...+125℃
依据UL 94的阻燃等级	Flammability Acc. To UL 94	V0
据UL/CUL额定电压	Rated Voltage Acc.To UL/CUL	250V
可拔插次数	Mating Cycles	≥500
插针	Contacts	
材料	Material	铜合金 Copper Alloy
表面处理	Surface	镀银/镀金 Hard Silver-Plated Hard Gold-Plated
接触电阻	Contact Resistance	≤3mΩ
接线形式	Terminal	冷压连接 Crimp Termination
导线规格	Wire Gauge	0.14-2.5mm² AWG26-14

→ HQ-17+⏚

160V/10A Size H3A 4+⏚

匹配 H3A 外壳系列,参见P155-159 For HC,Hood/Housing Please Refer Page No. P155-159

Identification	Product Model	Order No.	Product Model	Order No.
冷压连接 / Crimp Termination	HQ-017-MC	1 007 03 0000137	HQ-017-FC	1 007 03 0000138



Dimensions mm

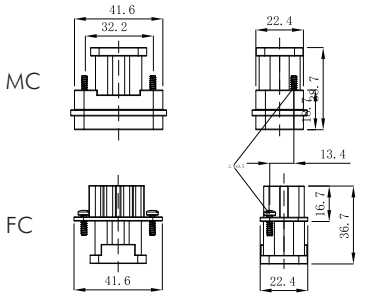

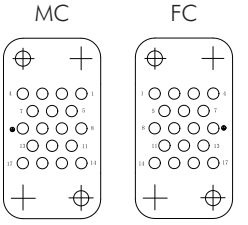

接插体排序
Contacts arrangement view
from termination side

10A冷压针孔 / 10A Crimp Contacts

镀银 Silver Plated

Inserts	Product Model	Order No.	Inserts	Product Model	Order No.
Male	DSM-0.37	1 007 06 0000009	Female	DSF-0.37	1 007 07 0000009
	DSM-0.5	1 007 06 0000010		DSF-0.5	1 007 07 0000010
	DSM-0.75	1 007 06 0000011		DSF-0.75	1 007 07 0000011
	DSM-1.0	1 007 06 0000012		DSF-1.0	1 007 07 0000012
	DSM-1.5	1 007 06 0000013		DSF-1.5	1 007 07 0000013
	DSM-2.5	1 007 06 0000014		DSF-2.5	1 007 07 0000014

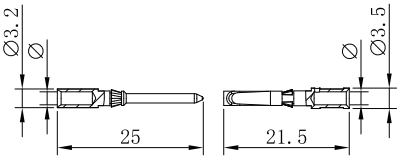

Wire gauge		Φ	Stripping length
0.14-0.37 mm²	AWG 26-22	0.9 mm	8 mm
0.5 mm²	AWG 20	1.1 mm	8 mm
0.75 mm²	AWG 18	1.3 mm	8 mm
1 mm²	AWG 18	1.45 mm	8 mm
1.5 mm²	AWG 16	1.75 mm	8 mm
2.5 mm²	AWG 14	2.25 mm	6 mm

镀金 Gold Plated

Inserts	Product Model	Order No.	Inserts	Product Model	Order No.
Male	DGM-0.37	1 007 06 0000015	Female	DGF-0.37	1 007 07 0000015
	DGM-0.5	1 007 06 0000016		DGF-0.5	1 007 07 0000016
	DGM-0.75	1 007 06 0000017		DGF-0.75	1 007 07 0000017
	DGM-1.0	1 007 06 0000018		DGF-1.0	1 007 07 0000018
	DGM-1.5	1 007 06 0000019		DGF-1.5	1 007 07 0000019
	DGM-2.5	1 007 06 0000020		DGF-2.5	1 007 07 0000020

金属模块框架
Metal Module Frame

→ 6B/10B/16B/24B

技术参数	Technical Parameter	
模块数量	Number of Modules	2 , 3 , 4 , 6
接地线	Ground Wire	
功率线	Power Line	4-10mm² 选配 Choosing PE-E16, 可扩展到 Extended To 16mm² 选配 Choosing PE-E25, 可扩展到 Extended To 25mm² (详见 Page P10-20页)，仅适配高结构外壳或OM Only For High Structure Housings or OM
		AWG 12-8
信号线	The Signal Line	1-2.5mm²
		18-14
材料	Material	压铸锌合金 Die Cast Zinc Alloy
工作温度范围	Temperature Range	-40℃...+125℃
可拔插次数	Mating Cycles	≥500

Identification	Product Model	Order No.	Dimensions mm
6B 活动框架 / 6B Activity Framework			
	H06B-02-M-1	1 007 05 0000001	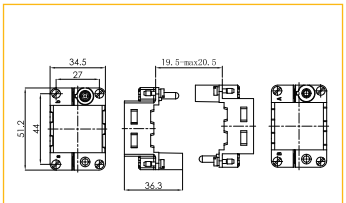
	H06B-02-F-1	1 007 05 0000002	
10B 活动框架 / 10B Activity Framework			
	H10B-03-M-1	1 007 05 0000003	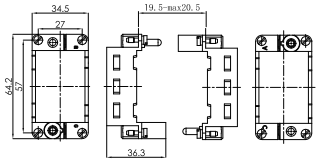
	H10B-03-F-1	1 007 05 0000004	
16B 活动框架 / 16B Activity Framework			
	H16B-04-M-1	1 007 05 0000005	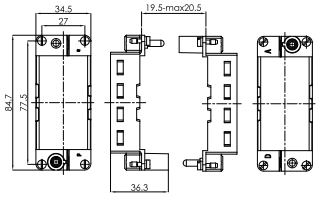
	H16B-04-F-1	1 007 05 0000006	
24B 活动框架 / 24B Activity Framework			
	H24B-06-M-1	1 007 05 0000007	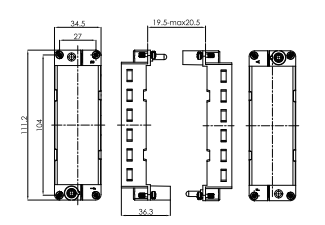
	H24B-06-F-1	1 007 05 0000008	

金属模块框架
Metal Module Frame

→ 6B/10B/16B/24B

技术参数	Technical Parameter	
模块数量	Number of Modules	2 , 3 , 4 , 6
接地线	Ground Wire	
功率线	Power Line	4-10mm² 选配 Choosing PE-E16, 可扩展到 Extended To 16mm² 选配 Choosing PE-E25, 可扩展到 Extended To 25mm² (详见 Page P10-20页)，仅适配高结构外壳或OM Only For High Structure Housings or OM
		AWG 12-8
信号线	The Signal Line	1-2.5mm²
		18-14
材料	Material	压铸锌合金 Die Cast Zinc Alloy
工作温度范围	Temperature Range	-40℃...+125℃
可拔插次数	Mating Cycles)	≥500

Identification	Product Model	Order No.	Dimensions mm
6B 活动框架 / 6B Activity Framework			
	H06B-02-M-2	1 007 05 0000009	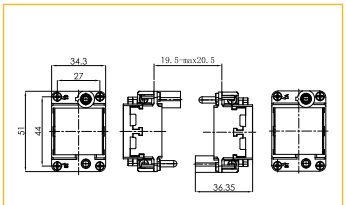
	H06B-02-F-2	1 007 05 0000035	
10B 活动框架 / 10B Activity Framework			
	H10B-03-M-2	1 007 05 0000010	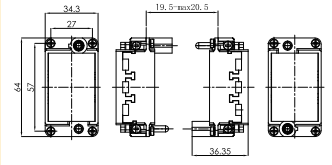
	H10B-03-F-2	1 007 05 0000036	
16B 活动框架 / 16B Activity Framework			
	H16B-04-M-2	1 007 05 0000011	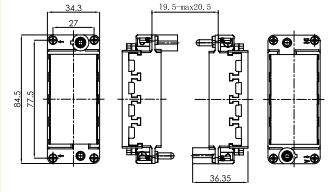
	H16B-04-F-2	1 007 05 0000037	
24B 活动框架 / 24B Activity Framework			
	H24B-06-M-2	1 007 05 0000012	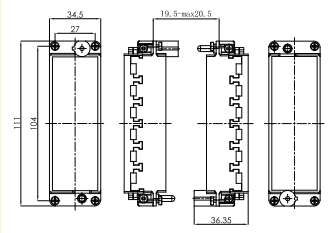
	H24B-06-F-2	1 007 05 0000038	

金属模块框架
Metal Module Frame

→ 6B/10B/16B/24B

技术参数	Technical Parameter	
模块数量	Number of Modules	2 , 3 , 4 , 6
接地线	Ground Wire	
功率线	Power Line	4-10mm² 选配 Choosing PE-E16, 可扩展到 Extended To 16mm² 选配 Choosing PE-E25, 可扩展到 Extended To 25mm² (详见 Page P10-20页)，仅适配高结构外壳或OM Only For High Structure Housings or OM
		AWG 12-8
信号线	The Signal Line	1-2.5mm²
		18-14
材料	Material	压铸锌合金 Die Cast Zinc Alloy
工作温度范围	Temperature Range	-40℃...+125℃
可拔插次数	Mating Cycles)	≥500

Identification	Product Model	Order No.	Dimensions mm
6B 活动框架 / 6B Activity Framework			
	H06B-02-M-3 H06B-02-F-3	1 007 05 0000041 1 007 05 0000042	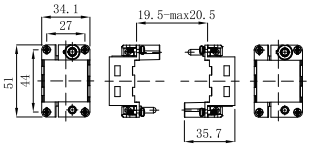
10B 活动框架 / 10B Activity Framework			
	H10B-03-M-3 H10B-03-F-3	1 007 05 0000043 1 007 05 0000044	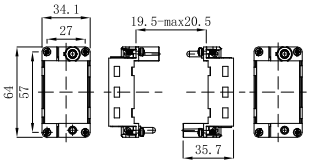
16B 活动框架 / 16B Activity Framework			
	H16B-04-M-3 H16B-04-F-3	1 007 05 0000045 1 007 05 0000046	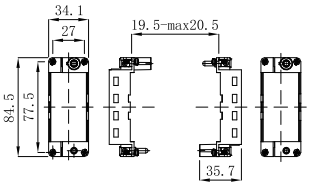
24B 活动框架 / 24B Activity Framework			
	H24B-06-M-3 H24B-06-F-3	1 007 05 0000047 1 007 05 0000048	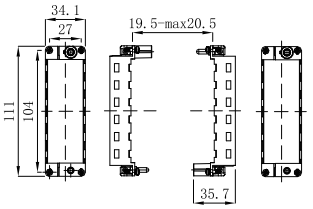

金属模块框架
Metal Module Frame

→ 10A

技术参数	Technical Parameter	
模块数量	Number of Modules	适用单个模块 Frame For 1 Module
接地线	Ground Wire	
材料	Material	压铸锌合金 Die Cast Zinc Alloy
工作温度范围	Temperature Range	-40℃...+125℃
可拔插次数	Mating Cycles	≥500

Identification	Product Model	Order No.	Dimensions mm
10A 活动框架 / 10A Activity Framework			
	H10A-01-M-1	1 007 05 0000013	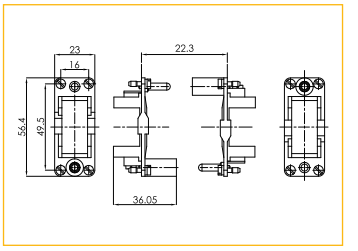
	H10A-01-F-1	1 007 05 0000014	

空置模块
Filling Module

材料 Material: 聚碳酸酯 Polycarbonate

Identification	Product Model	Order No.	Dimensions mm
空置模块 / Dummy Module			
	HM-000-N-1	1 007 04 0000118	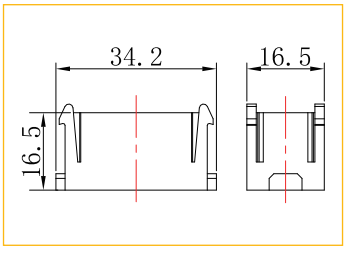
	用于填充固定框架内剩余的模块空间		

金属对接框架
Metal Docking Frame

→ 6B/10B/16B/24B

材料 Material: 金属 Metal

Identification	Product Model	Order No.	Dimensions mm
6B 金属对接框架 / 6B Metal Docking Frame			
	H06B-01-ADK-1	1 007 05 0000015	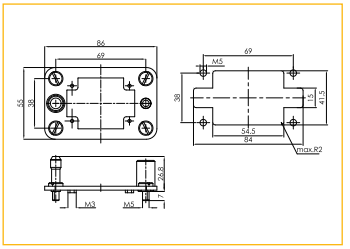
10B 金属对接框架 / 10B Metal Docking Frame			
	H10B-01-ADK-1	1 007 05 0000016	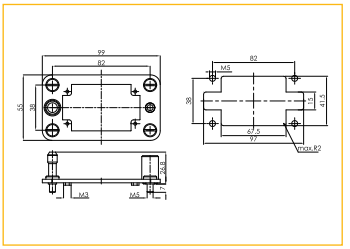
16B 金属对接框架 / 16B Metal Docking Frame			
	H16B-01-ADK-1	1 007 05 0000017	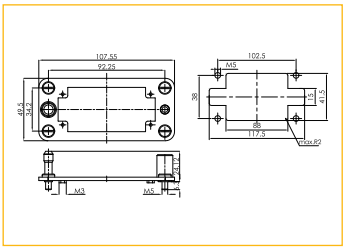
24B 金属对接框架 / 24B Metal Docking Frame			
	H24B-01-ADK-1	1 007 05 0000018	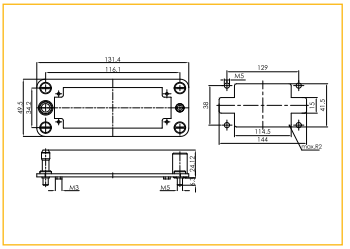

→ 2/3

材料 Material: 聚碳酸酯 Polycarbonate

Identification	Product Model	Order No.	Dimensions mm
2个模块用对接架 / Docking Rack For 2 Modules			
	HPDF-02-M-1	1 007 05 0000027	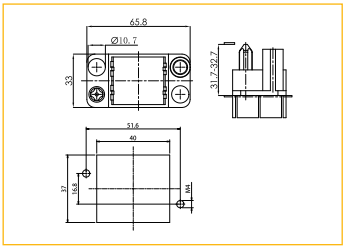
2个模块用对接架 / Docking Rack For 2 Modules			
	HPDF-02-F-1	1 007 05 0000028	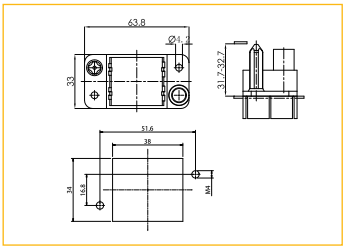
3个模块用对接架 / Docking Rack For 3 Modules			
	HPDF-03-M-1	1 007 05 0000029	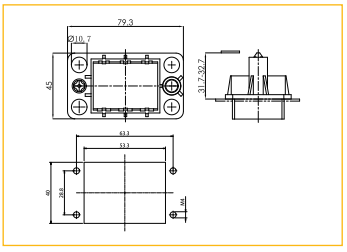
3个模块用对接架 / Docking Rack For 3 Modules			
	HPDF-03-F-1	1 007 05 0000030	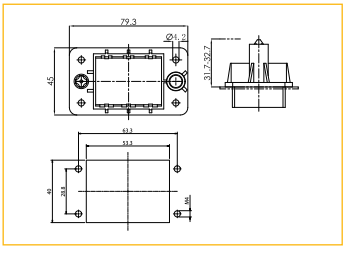

→ 4/6

材料 Material: 聚碳酸酯 Polycarbonate

Identification	Product Model	Order No.	Dimensions mm
4个模块用对接架 / Docking Rack For 4 Modules	HPDF-04-M-1	1 007 05 0000031	
4个模块用对接架 / Docking Rack For 4 Modules	HPDF-04-F-1	1 007 05 0000032	
6个模块用对接架 / Docking Rack For 6 Modules	HPDF-06-M-1	1 007 05 0000033	
6个模块用对接架 / Docking Rack For 6 Modules	HPDF-06-F-1	1 007 05 0000034	

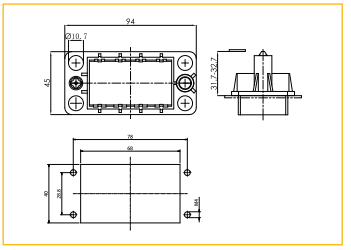

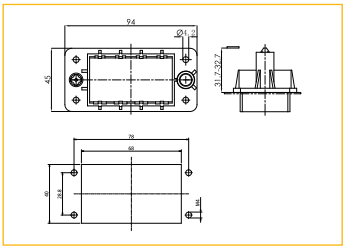



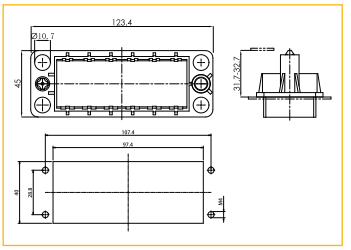



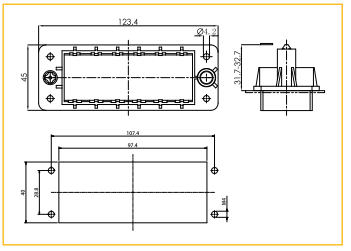

插芯 Inserts　　可与框架及其他所有模块产品组合使用 Combination With Hinged Frame and Other Modules Possible.

技术参数 Technical Characteristics

规范	Specifications	DIN EN 60 664 / DIN EN 61 984
插芯	Inserts	
接插件针数	Number Of Contacts	1
依据 EN 61 984的电气数据	Electrical Data Acc. To EN 61 984	
额定电流	Rated Current	650A
额定电压	Rated Voltage	4000V
额定脉冲电压	Rated Impulse Voltage	18KV
污染程度	Pollution Degree	3
绝缘电阻	Insulation Resistance	$\geq 10^{10}\Omega$
材料	Material	聚酰胺+聚碳酸酯 Polyamide+Polycarbonate
工作温度范围	Limiting Temperatures	-40℃...+125℃
依据UL 94的阻燃等级	Flammability Acc. To UL 94	V0
可拔插次数	Mating Cycles	≥500
插针	Contacts	
材料	Material	纯铜 Pure Copper
表面处理	Surface	镀银 Gold Plated
接触电阻	Contact Resistance	≤0.3mΩ
冷压连接	Crimp Termination	
mm^2	mm^2	70-240mm^2

HCM650 冷压型模块
Crimp Module 4000V 650A

插芯 Inserts　　可与框架及其他所有模块产品组合使用 Combination With Hinged Frame and Other Modules Possible.

冷压连接 / Crimp Termination

Inserts	Product Model	Order No.
Male	HCM650-001-MC-1	1 007 04 0000131
Female	HCM650-001-FC-1	1 007 04 0000132

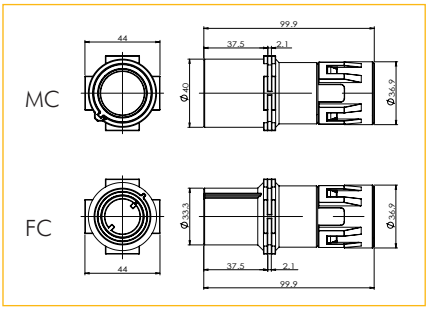

650A冷压针孔 / 650A Crimp Contacts

镀银 Silver Plated

Inserts	Product Model	Order No.	Inserts	Product Model	Order No.
Male	CSM650-70	1 007 06 0000072	Female	CSF650-70	1 007 07 0000075
	CSM650-95	1 007 06 0000073		CSF650-95	1 007 07 0000076
	CSM650-120	1 007 06 0000074		CSF650-120	1 007 07 0000077
	CSM650-150	1 007 06 0000075		CSF650-150	1 007 07 0000078
	CSM650-185	1 007 06 0000076		CSF650-185	1 007 07 0000079
	CSM650-240	1 007 06 0000077		CSF650-240	1 007 07 0000080

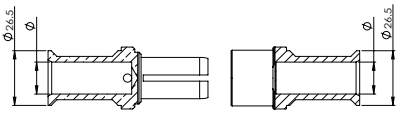

Wire gauge	ϕ	Stripping length
70mm²	11.5 mm	42 mm
95mm²	13.5 mm	42 mm
120mm²	15.5 mm	42 mm
150mm²	17 mm	42 mm
185mm²	19 mm	42 mm
240mm²	21.5 mm	42 mm

配件 / Accessory

Designation	Product Model	Order No.
模块框架 Module framework	H24B-CM650-2M/F-1	1 007 05 0000050

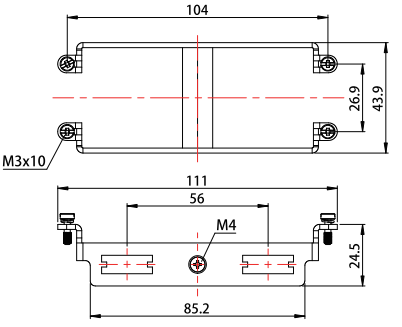

插芯 Inserts　可与框架及其他所有模块产品组合使用 Combination With Hinged Frame and Other Modules Possible.

技术参数 Technical Characteristics

规范	Specifications	DIN EN 60 664 / DIN EN 61 984
插芯	Inserts	
接插件针数	Number Of Contacts	1
依据 EN 61 984的电气数据	Electrical Data Acc. To EN 61 984	
额定电流	Rated Current	350A
额定电压	Rated Voltage	2000V
额定脉冲电压	Rated Impulse Voltage	12KV
污染程度	Pollution Degree	3
绝缘电阻	Insulation Resistance	$\geq 10^{10}\Omega$
材料	Material	聚酰胺+聚碳酸酯 Polyamide+Polycarbonate
工作温度范围	Limiting Temperatures	-40℃...+125℃
依据UL 94的阻燃等级	Flammability Acc. To UL 94	V0
可拔插次数	Mating Cycles	≥500
插针	Contacts	
材料	Material	铜合金 Copper Alloy
表面处理	Surface	镀银 Gold Plated
接触电阻	Contact Resistance	≤0.3mΩ
冷压连接	Crimp Termination	
mm^2	mm^2	25-120mm^2

HCM350 冷压型模块
Crimp Module 2000V 350A

插芯 Inserts　　可与框架及其他所有模块产品组合使用 Combination With Hinged Frame and Other Modules Possible.

冷压连接 / Crimp Termination

Inserts	Product Model	Order No.
Male	HCM350-001-MC-1	1 007 04 0000129
Female	HCM350-001-FC-1	1 007 04 0000130

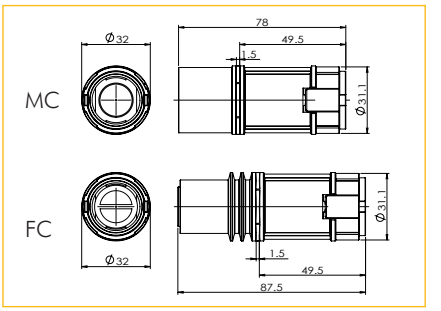

350A冷压针孔 / 350A Crimp Contacts

镀银 Silver Plated

Inserts	Product Model	Order No.
Male	CSM350-25	1 007 06 0000066
	CSM350-35	1 007 06 0000067
	CSM350-50	1 007 06 0000068
	CSM350-70	1 007 06 0000069
	CSM350-95	1 007 06 0000070
	CSM350-120	1 007 06 0000071

Inserts	Product Model	Order No.
Female	CSF350-25	1 007 07 0000069
	CSF350-35	1 007 07 0000070
	CSF350-50	1 007 07 0000071
	CSF350-70	1 007 07 0000072
	CSF350-95	1 007 07 0000073
	CSF350-120	1 007 07 0000074

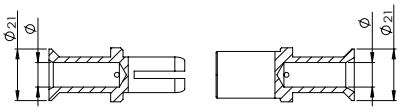

Wire gauge	ϕ	Stripping length
25mm²	7 mm	26 mm
35mm²	8.2 mm	26 mm
50mm²	10 mm	28 mm
70mm²	11.5 mm	28 mm
95mm²	13.5 mm	30 mm
120mm²	15.5 mm	24 mm

配件 / Accessory

Designation	Product Model	Order No.
模块框架 Module framework	H24B-CM350-2M/F-1	1 007 05 0000049

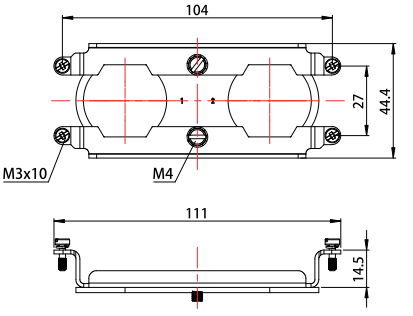

HM300-001 冷压型模块
Crimp Module 1000V 300A +⏚

插芯 Inserts　　可与框架及其他所有模块产品组合使用 Combination With Hinged Frame and Other Modules Possible.

技术参数 Technical Characteristics

规范	Specifications	DIN EN 60 664 / DIN EN 61 984
插芯	**Inserts**	
接插件针数	Number Of Contacts	1
依据 EN 61 984的电气数据	Electrical Data Acc. To EN 61 984	
额定电流	Rated Current	300A
额定电压	Rated Voltage	1000V
额定脉冲电压	Rated Impulse Voltage	8KV
污染程度	Pollution Degree	3
依据UL额定电压	Rated Voltage Acc.to UL	1000V
绝缘电阻	Insulation Resistance	≥10^{10}Ω
材料	Material	聚碳酸酯 Polycarbonate
工作温度范围	Limiting Temperatures	-40℃...+125℃
依据UL 94的阻燃等级	Flammability Acc. To UL 94	V0
可拔插次数	Mating Cycles	≥500
插针	**Contacts**	
材料	Material	铜合金 Copper Alloy
表面处理	Surface	镀银 Hard-Silver Plated
接触电阻	Contact Resistance	≤0.3mΩ
冷压连接	Crimp Termination	
mm²	mm²	95-120mm²

电流负载能力
Current Carrying Capacity

电流负载能力所受的限制主要来自包含接插针的接插体可承受的最大温度。
测试和控制过程依据 DIN EN 60512-5。

The current carrying is limited by maximum temperature of materials for Inserts and contacts including terminals. Measuring and testing techniques according to DINEN 60512-5.

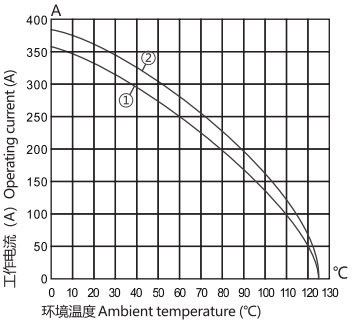

①24B外壳带3个模块，导线截面: 95mm²
②24B外壳带3个模块，导线截面: 120mm²

① 24B Hoods/Housings With 3 Modules, Wire Gauge: 95mm²
② 24B Hoods/Housings With 3 Modules, Wire Gauge: 120mm²

冷压连接 / Crimp Termination



Inserts	Product Model	Order No.
Male	HM300-001-MC-1	1 007 040000001
Female	HM300-001-FC-1	1 007 040000002

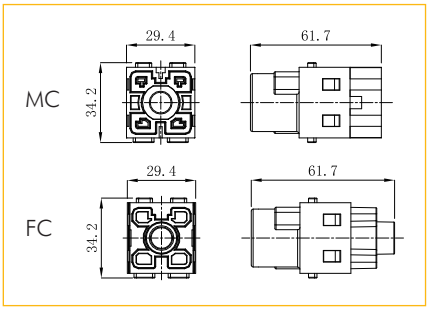

300A冷压针孔 / 300A Crimp Contacts　　镀银 Silver Plated

Inserts	Product Model	Order No.
Male	CSM300-95	1 007 06 0000057
	CSM300-120	1 007 06 0000058

Inserts	Product Model	Order No.
Female	CSF300-95	1 007 07 0000057
	CSF300-120	1 007 07 0000058

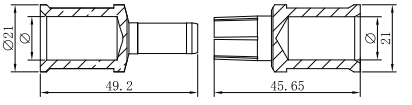

Wire gauge	ϕ	Stripping length
95 mm²	13.55 mm	22.5 mm
120 mm²	15.55 mm	22.5 mm

HM300-001 轴向压接型模块
Axial Module 1000V 300A

插芯 Inserts　　可与框架及其他所有模块产品组合使用 Combination With Hinged Frame and Other Modules Possible.

技术参数 Technical Characteristics

规范	Specifications	DIN EN 60 664 / DIN EN 61 984
插芯	Inserts	
接插件针数	Number Of Contacts	1
依据 EN 61 984的电气数据	Electrical Data Acc. To EN 61 984	
额定电流	Rated Current	300A
额定电压	Rated Voltage	1000V
额定脉冲电压	Rated Impulse Voltage	8KV
污染程度	Pollution Degree	3
依据UL额定电压	Rated Voltage Acc.to UL	1000V
绝缘电阻	Insulation Resistance	≥10^{10}Ω
材料	Material	聚碳酸酯 Polycarbonate
工作温度范围	Limiting Temperatures	-40℃...+125℃
依据UL 94的阻燃等级	Flammability Acc. To UL 94	V0
可拔插次数	Mating Cycles	≥500
插针	Contacts	
材料	Material	铜合金 Copper Alloy
表面处理	Surface	镀银 Gold Plated
接触电阻	Contact Resistance	≤0.3mΩ
轴向连接	Axial Screw Termination	
mm^2	mm^2	70-120mm^2
内六角扳手	Hexagon wrench	SW5
导线规格	Wire Gauge	≤22 mm
拧紧力矩	Tighening Torque	10 Nm-70 mm^2 16 Nm-120 mm^2

轴向螺栓连接 / Axial Screw Termination



Inserts	Product Model	Order No.
Male	HM300-001-M-1	1 007 04 0000003
Female	HM300-001-F-1	1 007 04 0000004

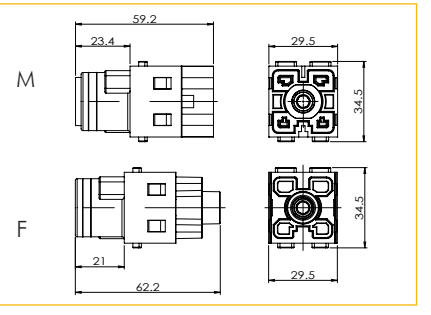

HMPE300-001 轴向压接型模块
Axial Module 1000V 300A

插芯 Inserts　　可与框架及其他所有模块产品组合使用 Combination With Hinged Frame and Other Modules Possible.

技术参数 Technical Characteristics

规范	Specifications	DIN EN 60 664 / DIN EN 61 984
插芯	Inserts	
接插件针数	Number Of Contacts	1
依据 EN 61 984的电气数据	Electrical Data Acc. To EN 61 984	
额定电流	Rated Current	300A
额定电压	Rated Voltage	1000V
额定脉冲电压	Rated Impulse Voltage	8KV
污染程度	Pollution Degree	3
依据UL额定电压	Rated Voltage Acc.to UL	1000V
绝缘电阻	Insulation Resistance	$\geq 10^{10}\Omega$
材料	Material	聚碳酸酯 Polycarbonate
工作温度范围	Limiting Temperatures	-40℃...+125℃
依据UL 94的阻燃等级	Flammability Acc. To UL 94	V0
可拔插次数	Mating Cycles	≥500
插针	Contacts	
材料	Material	铜合金 Copper Alloy
表面处理	Surface	镀银 Gold Plated
接触电阻	Contact Resistance	≤0.3mΩ
轴向连接	Axial Screw Termination	
mm^2	mm^2	90-120mm^2
内六角扳手	Hexagon wrench	SW5
线芯外径	Wire core outer diameter	≤29 mm
剥线长度(mm)	Stripping length(mm)	19 ... 20 mm
拧紧力矩	Tighening Torque	14 Nm-95 mm^2 16 Nm-120 mm^2

轴向螺栓连接 / Axial Screw Termination

Inserts	Product Model	Order No.
Male	HMPE300-001-M-1	1 007 04 0000005
Female	HMPE300-001-F-1	1 007 04 0000006

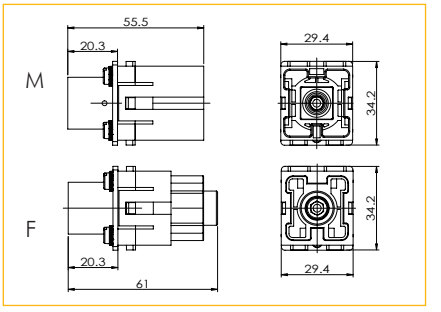

HM200-001 轴向压接型模块
Axial Module 1000V 200A

插芯 Inserts　　可与框架及其他所有模块产品组合使用 Combination With Hinged Frame and Other Modules Possible.

技术参数 Technical Characteristics

规范	Specifications	DIN EN 60 664 / DIN EN 61 984
插芯	**Inserts**	
接插件针数	Number Of Contacts	1
依据 EN 61 984的电气数据	Electrical Data Acc. To EN 61 984	
额定电流	Rated Current	200A
额定电压	Rated Voltage	1000V
额定脉冲电压	Rated Impulse Voltage	8KV
污染程度	Pollution Degree	3
依据UL额定电压	Rated Voltage Acc.to UL	600V
绝缘电阻	Insulation Resistance	$\geq 10^{10}\Omega$
材料	Material	聚碳酸酯 Polycarbonate
工作温度范围	Limiting Temperatures	-40℃...+125℃
依据UL 94的阻燃等级	Flammability Acc. To UL 94	V0
可拔插次数	Mating Cycles	≥500
插针	**Contacts**	
材料	Material	铜合金 Copper Alloy
表面处理	Surface	镀银 Hard-Silver Plated
接触电阻	Contact Resistance	≤0.2mΩ
电缆绞线依据IEC 60 228-5	To IEC 60 228 Class 5	
轴向螺栓连接	Axial Screw Termination	
mm²	mm²	25-70mm²
AWG	AWG	2-0
内六角扳手	Hexagonal Driver	SW 5
导线规格 (mm²)	Conductor Specification(mm²)	25　35　50　70
剥线长度(mm)	Stripping length(mm)	16　16　16　16
拧紧力矩(Nm)	Tightening Torque(Nm)	8　8　9　10

电流负载能力
Current Carrying Capacity

电流负载能力所受的限制主要来自包含接插针的接插体可承受的最大温度。
测试和控制过程依据 DIN EN 60512-5。

The current carrying is limited by maximum temperature of materials for Inserts and contacts including terminals. Measuring and testing techniques according to DINEN 60512-5.

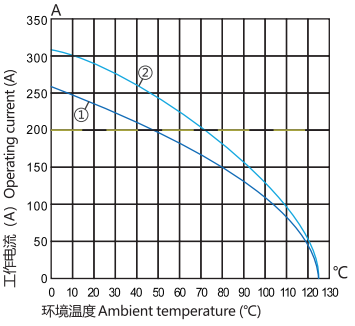

①24B外壳带3个模块，导线截面: 50mm²
②24B外壳带3个模块，导线截面: 70mm²

① 24B Hoods/Housings With 3 Modules, Wire Gauge: 50mm²
② 24B Hoods/Housings With 3 Modules, Wire Gauge: 70mm²

轴向螺栓连接 / Axial Screw Termination



Inserts	Product Model	Order No.	Wire gauge
Male	HM200-001-M-1	1 007 04 0000009	25-40mm²
	HM200-001-M-2	1 007 04 0000011	40-70mm²
Female	HM200-001-F-1	1 007 04 0000010	25-40mm²
	HM200-001-F-2	1 007 04 0000012	40-70mm²

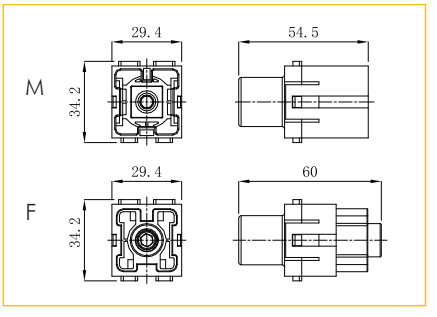

HMPE200-001 轴向压接型模块
Axial Module 1000V 200A

插芯 Inserts　　可与框架及其他所有模块产品组合使用 Combination With Hinged Frame and Other Modules Possible.

技术参数 Technical Characteristics

规范	Specifications	DIN EN 60 664 / DIN EN 61 984
插芯	**Inserts**	
接插件针数	Number Of Contacts	1
依据 EN 61 984的电气数据	Electrical Data Acc. To EN 61 984	
额定电流	Rated Current	200A
额定电压	Rated Voltage	1000V
额定脉冲电压	Rated Impulse Voltage	8KV
污染程度	Pollution Degree	3
依据UL额定电压	Rated Voltage Acc.To UL	600V
绝缘电阻	Insulation Resistance	$\geq 10^{10}\Omega$
材料	Material	聚碳酸酯 Polycarbonate
工作温度范围	Limiting Temperatures	-40℃...+125℃
依据UL 94的阻燃等级	Flammability Acc. To UL 94	V0
可拔插次数	Mating Cycles	≥500
插针	**Contacts**	
材料	Material	铜合金 Copper Alloy
表面处理	Surface	镀银 Hard-S ilver Plated
接触电阻	Contact Resistance	≤0.2mΩ
电缆绞线依据IEC 60 228-5	To IEC 60 228 Class 5	
轴向螺栓连接	Axial Screw Termination	
mm²	mm²	25-70mm²
AWG	AWG	2-0
内六角扳手	Hexagonal Driver	SW 5
导线规格 (mm²)	Conductor Specification(mm²)	25　35　50　70
剥线长度(mm)	Stripping length(mm)	16　16　16　16
拧紧力矩(Nm)	Tightening Torque(Nm)	8　8　9　10

电流负载能力
Current Carrying Capacity

电流负载能力所受的限制主要来自包含接插针的接插体可承受的最大温度。
测试和控制过程依据 DIN EN 60512-5。

The current carrying is limited by maximum temperature of materials for Inserts and contacts including terminals. Measuring and testing techniques according to DINEN 60512-5.

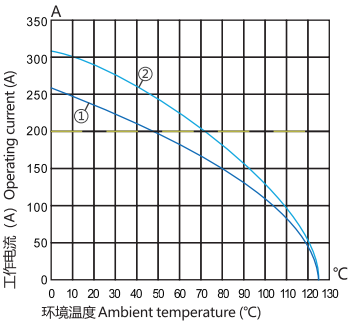

①24B外壳带3个模块，导线截面: 50mm²
②24B外壳带3个模块，导线截面: 70mm²

① 24B Hoods/Housings With 3 Modules, Wire Gauge: 50mm²
② 24B Hoods/Housings With 3 Modules, Wire Gauge: 70mm²

轴向螺栓连接 / Axial Screw Termination



Inserts	Product Model	Order No.	Wire gauge
Male	HMPE200-001-M-1	1 007 040000025	25-40mm²
	HMPE200-001-M-2	1 007 040000027	40-70mm²
Female	HMPE200-001-F-1	1 007 040000026	25-40mm²
	HMPE200-001-F-2	1 007 040000028	40-70mm²

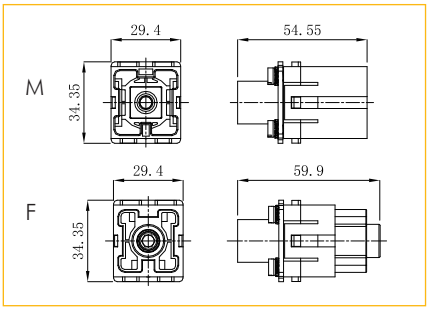

HM200-001 冷压型模块
Crimp Module 1000V 200A

插芯 Inserts　　可与框架及其他所有模块产品组合使用 Combination With Hinged Frame and Other Modules Possible.

技术参数 Technical Characteristics

规范	Specifications	DIN EN 60 664 / DIN EN 61 984
插芯	**Inserts**	
接插件针数	Number Of Contacts	1
依据 EN 61 984的电气数据	Electrical Data Acc. To EN 61 984	
额定电流	Rated Current	200A
额定电压	Rated Voltage	1000V
额定脉冲电压	Rated Impulse Voltage	8KV
污染程度	Pollution Degree	3
依据UL额定电压	Rated Voltage Acc.To UL	1000V
绝缘电阻	Insulation Resistance	≥10^{10}Ω
材料	Material	聚碳酸酯 Polycarbonate
工作温度范围	Limiting Temperatures	-40℃...+125℃
依据UL 94的阻燃等级	Flammability Acc. To UL 94	V0
可拔插次数	Mating Cycles	≥500
插针	**Contacts**	
材料	Material	铜合金 Copper Alloy
表面处理	Surface	镀银 Hard-silver Plated
接触电阻	Contact Resistance	≤0.3mΩ
冷压连接	Crimp Termination	
mm²	mm²	25-70mm²
剥线长度	Stripping length	22.5mm
最大电缆直径	Max. Insulation Diameter	18mm

电流负载能力
Current Carrying Capacity

电流负载能力所受的限制主要来自包含接插针的接插体可承受的最大温度。
测试和控制过程依据 DIN EN 60512-5。

The current carrying is limited by maximum temperature of materials for Inserts and contacts including terminals. Measuring and testing techniques according to DINEN 60512-5.

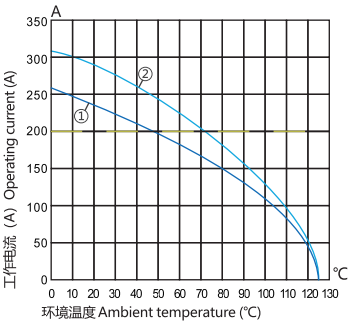

①24B外壳带3个模块，导线截面: 50mm²
②24B外壳带3个模块，导线截面: 70mm²

① 24B Hoods/Housings With 3 Modules, Wire Gauge: 50mm²
② 24B Hoods/Housings With 3 Modules, Wire Gauge: 70mm²

冷压连接 / Crimp Termination



Inserts	Product Model	Order No.
Male	HM200-001-MC-1	1 007 04 0000008
Female	HM200-001-FC-1	1 007 04 0000007

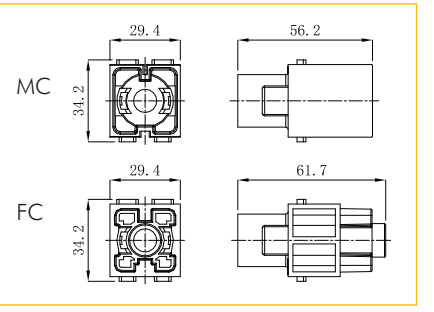

200A冷压针孔 / 200A Crimp Contacts　　镀银 Silver Plated

Inserts	Product Model	Order No.
Male	CSM200-25	1 007 06 0000053
	CSM200-35	1 007 06 0000054
	CSM200-50	1 007 06 0000055
	CSM200-70	1 007 06 0000056

Inserts	Product Model	Order No.
Female	CSF200-25	1 007 07 0000053
	CSF200-35	1 007 07 0000054
	CSF200-50	1 007 07 0000055
	CSF200-70	1 007 07 0000056

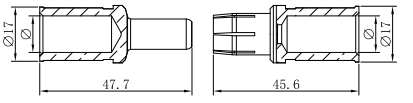

Wire gauge	ϕ	Stripping length
25 mm²	7 mm	22.5 mm
35 mm²	8.2 mm	22.5 mm
50 mm²	10 mm	22.5 mm
70 mm²	11.5 mm	22.5 mm
电缆绞线依据 IEC 60 228-5 For stranded wire according to IEC 60 288 Class 5		

HM100-001 冷压型模块
Crimp Module 830V 100A

插芯 Inserts　　可与框架及其他所有模块产品组合使用 Combination With Hinged Frame and Other Modules Possible.

技术参数 Technical Characteristics

规范	Specifications	DIN EN 60 664 / DIN EN 61 984
插芯	**Inserts**	
接插件针数	Number Of Contacts	1
依据 EN 61 984的电气数据	Electrical Data Acc. To EN 61 984	
额定电流	Rated Current	100A
额定电压	Rated Voltage	830V
额定脉冲电压	Rated Impulse Voltage	8KV
污染程度	Pollution Degree	3
绝缘电阻	Insulation Resistance	$\geq 10^{10}\Omega$
材料	Material	聚碳酸酯 Polycarbonate
工作温度范围	Limiting Temperatures	-40℃...+125℃
依据UL 94的阻燃等级	Flammability Acc. To UL 94	V0
可拔插次数	Mating Cycles	≥500
插针	**Contacts**	
材料	Material	铜合金 Copper Alloy
表面处理	Surface	镀银 Hard-Silver Plated
接触电阻	Contact Resistance	≤0.3mΩ
冷压连接	Crimp Termination	
mm²	mm²	10-35mm²
最大电缆直径	Max. Insulation Diameter	13mm

冷压连接 / Crimp Termination



Inserts	Product Model	Order No.
Male	HM100-001-MC-1	1 007 04 0000017
Female	HM100-001-FC-1	1 007 04 0000018

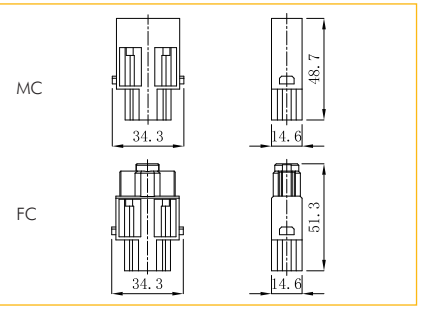

100A冷压针孔 / 100A Crimp Contacts　　镀银 Silver Plated

Inserts	Product Model	Order No.
Male	CSM100-10	1 007 06 0000049
	CSM100-16	1 007 06 0000050
	CSM100-25	1 007 06 0000051
	CSM100-35	1 007 06 0000052

Inserts	Product Model	Order No.
Female	CSF100-10	1 007 07 0000049
	CSF100-16	1 007 07 0000050
	CSF100-25	1 007 07 0000051
	CSF100-35	1 007 07 0000052

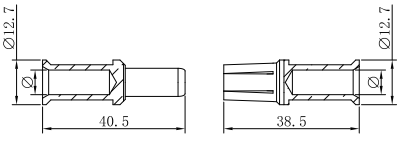

Wire gauge	ϕ	Stripping length
10 mm²	4.3 mm	19 mm
16 mm²	5.5 mm	19 mm
25 mm²	7 mm	19 mm
35 mm²	8.2 mm	16 mm
电缆绞线依据 IEC 60 228-5 For stranded wire according to IEC 60 288 Class 5		

插芯 Inserts　可与框架及其他所有模块产品组合使用 Combination With Hinged Frame and Other Modules Possible.

技术参数 Technical Characteristics

规范	Specifications	DIN EN 60 664 / DIN EN 61 984
插芯	**Inserts**	
接插件针数	Number Of Contacts	1
绝缘电阻	Insulation Resistance	≥10^{10}Ω
材料	Material	锌压铸，镀镍 Zinc Die-Cast, Nickel-Plated
工作温度范围	Limiting Temperatures	-40℃...+125℃
依据UL 94的阻燃等级	Flammability Acc. To UL 94	V0
可拔插次数	Mating Cycles	≥500
插针	**Contacts**	
材料	Material	铜合金 Copper Alloy
表面处理	Surface	镀银 Hard-Silver Plated
接触电阻	Contact Resistance	≤0.3mΩ
轴向螺栓连接	Axial Screw Termination	
mm^2	mm^2	10-38mm^2
内六角扳手	Hexagonal Driver	SW 4
导线规格 (mm^2)	Conductor Specification(mm^2)	10　16　25　35
剥线长度(mm)	Stripping length(mm)	19　19　19　16
拧紧力矩(Nm)	Tightening Torque(Nm)	6　6　7　8

轴向螺栓连接 / Axial Screw Termination

Inserts	Product Model	Order No.	Wire gauge
Male	HMPE100-001-M-1	1 007 04 0000015	10-25mm^2
	HMPE100-001-M-2	1 007 04 0000121	16-35mm^2
	HMPE100-001-M-3	1 007 04 0000123	22-38mm^2
Female	HMPE100-001-F-1	1 007 04 0000016	10-25mm^2
	HMPE100-001-F-2	1 007 04 0000122	16-35mm^2
	HMPE100-001-F-3	1 007 04 0000124	22-38mm^2

M

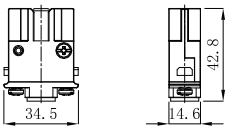

F

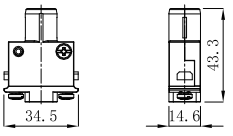

HMPE100-001 冷压型模块
Crimp Module 100A

插芯 Inserts　　可与框架及其他所有模块产品组合使用 Combination With Hinged Frame and Other Modules Possible.

技术参数 Technical Characteristics

规范	Specifications	DIN EN 60 664 / DIN EN 61 984
插芯	**Inserts**	
接插件针数	Number Of Contacts	1
依据 EN 61 984的电气数据	Electrical Data Acc. To EN 61 984	
额定电流	Rated Current	100A
额定电压	Rated Voltage	50V
额定脉冲电压	Rated Impulse Voltage	0.8KV
污染程度	Pollution Degree	3
依据UL额定电压	Rated Voltage Acc.to UL	1000V
绝缘电阻	Insulation Resistance	$\geq 10^{10}\Omega$
材料	Material	锌合金（镀镍） Nickel-plated Zinc+PC
工作温度范围	Limiting Temperatures	-40℃...+125℃
依据UL 94的阻燃等级	Flammability Acc. To UL 94	V0
可拔插次数	Mating Cycles	≥500
插针	**Contacts**	
材料	Material	铜合金 Copper Alloy
表面处理	Surface	镀银 Gold Plated
接触电阻	Contact Resistance	≤0.3mΩ
冷压连接	Crimp Termination	
mm^2	mm^2	10-35mm ^{2}

冷压连接 / Crimp Termination



Inserts	Product Model	Order No.	Wire diameter mm^2
Male	HMPE100-001-MC-1	1 007 04 0000013	10
	HMPE100-001-MC-2	1 007 04 0000125	16
	HMPE100-001-MC-3	1 007 04 0000127	25
	HMPE100-001-MC-4	1 007 04 0000135	35
Female	HMPE100-001-FC-1	1 007 04 0000014	10
	HMPE100-001-FC-2	1 007 04 0000126	16
	HMPE100-001-FC-3	1 007 04 0000128	25
	HMPE100-001-FC-4	1 007 040 000136	35

MC

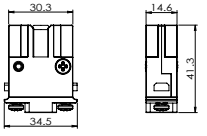

FC

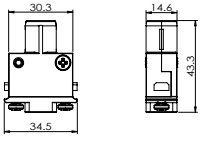

技术参数 Technical Characteristics

规范	Specifications	DIN EN 60 664 / DIN EN 61 984
插芯	**Inserts**	
接插件针数	Number Of Contacts	2
依据 EN 61 984的电气数据	Electrical Data Acc. To EN 61 984	
额定电流	Rated Current	100A
额定电压	Rated Voltage	1000V
额定脉冲电压	Rated Impulse Voltage	8KV
污染程度	Pollution Degree	3
绝缘电阻	Insulation Resistance	$\geq 10^{10}\Omega$
材料	Material	聚碳酸酯 Polycarbonate
工作温度范围	Limiting Temperatures	-40℃...+125℃
依据UL 94的阻燃等级	Flammability Acc. To UL 94	V0
可拔插次数	Mating Cycles	≥500
插针	**Contacts**	
材料	Material	铜合金 Copper Alloy
表面处理	Surface	镀银 Hard-Silver Plated
接触电阻	Contact Resistance	≤0.3mΩ
电缆绞线依据IEC 60 228-5	To IEC 60 228 Class 5	
轴向螺栓连接	Axial Screw Termination	
mm²	mm²	10-35mm²
AWG	AWG	6-2
内六角扳手	Hexagonal Driver	SW 4
导线规格 (mm²)	Conductor Specification(mm²)	10 16 25 35
剥线长度(mm)	Stripping length(mm)	13 13 13 13
拧紧力矩(Nm)	Tightening Torque(Nm)	6 6 7 8

电流负载能力
Current Carrying Capacity

电流负载能力所受的限制主要来自包含接插针的接插体可承受的最大温度。
测试和控制过程依据 DIN EN 60512-5。

The current carrying is limited by maximum temperature of materials for Inserts and contacts including terminals. Measuring and testing techniques according to DINEN 60512-5.

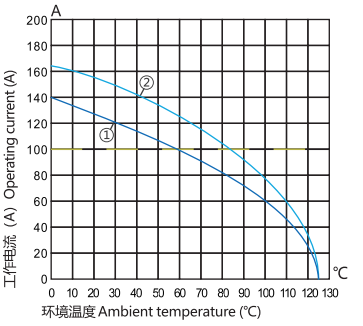

①24B外壳带3个模块，导线截面: 25mm²
②24B外壳带3个模块，导线截面: 35mm²

① 24B Hoods/Housings With 3 Modules, Wire Gauge: 25mm²
② 24B Hoods/Housings With 3 Modules, Wire Gauge: 35mm²

轴向螺栓连接 / Axial Screw Termination



Inserts	Product Model	Order No.	Wire gauge
Male	HM100-002-M-1	1 007 04 0000019	10-25mm²
	HM100-002-M-2	1 007 04 0000021	16-35mm²
Female	HM100-002-F-1	1 007 04 0000020	10-25mm²
	HM100-002-F-2	1 007 04 0000022	16-35mm²

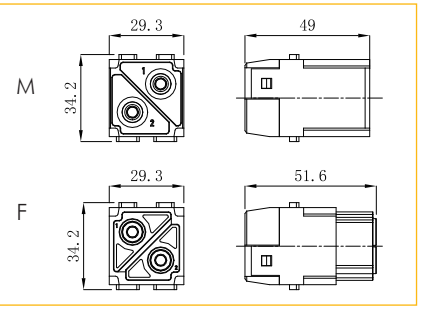

HM100-002 冷压型模块
Crimp Module 1000V 100A

插芯 Inserts　　可与框架及其他所有模块产品组合使用 Combination With Hinged Frame and Other Modules Possible.

技术参数 Technical Characteristics

规范	Specifications	DIN EN 60 664 / DIN EN 61 984
插芯	**Inserts**	
接插件针数	Number Of Contacts	2
依据 EN 61 984的电气数据	Electrical Data Acc. To EN 61 984	
额定电流	Rated Current	100A
额定电压	Rated Voltage	1000V
额定脉冲电压	Rated Impulse Voltage	8KV
污染程度	Pollution Degree	3
绝缘电阻	Insulation Resistance	$\geq 10^{10}\Omega$
材料	Material	聚碳酸酯 Polycarbonate
工作温度范围	Limiting Temperatures	-40℃...+125℃
依据UL 94的阻燃等级	Flammability Acc. To UL 94	V0
可拔插次数	Mating Cycles	≥500
插针	**Contacts**	
材料	Material	铜合金 Copper Alloy
表面处理	Surface	镀银 Hard-Silver Plated
接触电阻	Contact Resistance	≤0.3mΩ
冷压连接	Crimp Termination	
mm^2	mm^2	10-35mm^2
最大电缆直径	Max. Insulation Diameter	14mm

冷压连接 / Crimp Termination



Inserts	Product Model	Order No.
Male	HM100-002-MC-1	1 007 04 0000023
Female	HM100-002-FC-1	1 007 04 0000024

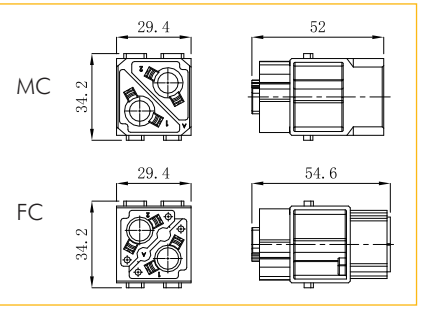

100A冷压针孔 / 100A Crimp Contacts　　镀银 Silver Plated

Inserts	Product Model	Order No.
Male	CSM100-10	1 007 06 0000049
	CSM100-16	1 007 06 0000050
	CSM100-25	1 007 06 0000051
	CSM100-35	1 007 06 0000052

Inserts	Product Model	Order No.
Female	CSF100-10	1 007 07 0000049
	CSF100-16	1 007 07 0000050
	CSF100-25	1 007 07 0000051
	CSF100-35	1 007 07 0000052

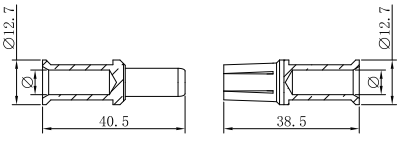

Wire gauge	ϕ	Stripping length
10 mm^2	4.3 mm	19 mm
16 mm^2	5.5 mm	19 mm
25 mm^2	7 mm	19 mm
35 mm^2	8.2 mm	16 mm
电缆绞线依据 IEC 60 228-5 For stranded wire according to IEC 60 288 Class 5		

HM070-002 轴向螺栓模块
Axial Screw Terminal 1000V 70A

插芯 Inserts　　可与框架及其他所有模块产品组合使用 Combination With Hinged Frame and Other Modules Possible.

技术参数 Technical Characteristics

规范	Specifications	DIN EN 60 664 / DIN EN 61 984
插芯	**Inserts**	
接插件针数	Number Of Contacts	2
依据 EN 61 984的电气数据	Electrical Data Acc. To EN 61 984	
额定电流	Rated Current	70A
额定电压	Rated Voltage	1000V
额定脉冲电压	Rated Impulse Voltage	8KV
污染程度	Pollution Degree	3
绝缘电阻	Insulation Resistance	$\geq 10^{10}\Omega$
材料	Material	聚碳酸酯 Polycarbonate
工作温度范围	Limiting Temperatures	-40℃...+125℃
依据UL 94的阻燃等级	Flammability Acc. To UL 94	V0
可拔插次数	Mating Cycles	≥500
插针	**Contacts**	
材料	Material	铜合金 Copper Alloy
表面处理	Surface	镀银 Hard-Silver Plated
接触电阻	Contact Resistance	≤0.5mΩ
电缆绞线依据IEC 60 228-5	To IEC 60 228 Class 5	
轴向螺栓连接	Axial Screw Termination	
mm^2	mm^2	6-22mm^2
AWG	AWG	8-4
内六角扳手	Hexagonal Driver	SW 2.5
导线规格 (mm^2)	Conductor Specification(mm^2)	6　10　16　22
剥线长度(mm)	Stripping length(mm)	11^{+1}　11^{+1}　11^{+1}　12.5^{+1}
拧紧力矩(Nm)	Tightening Torque(Nm)	2　3　4　5

电流负载能力
Current Carrying Capacity

电流负载能力所受的限制主要来自包含接插针的接插体可承受的最大温度。
测试和控制过程依据 DIN EN 60512-5。

The current carrying is limited by maximum temperature of materials for Inserts and contacts including terminals. Measuring and testing techniques according to DINEN 60512-5.

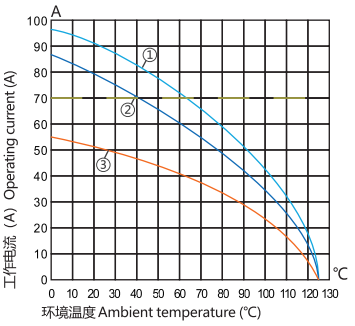

①24B外壳带6个模块，导线截面: 22mm^2
②24B外壳带6个模块，导线截面: 16mm^2
③24B外壳带6个模块，导线截面: 6mm^2

① 24B Hoods/Housings With 6 Modules, Wire Gauge: 22mm^2
② 24B Hoods/Housings With 6 Modules, Wire Gauge: 16mm^2
③ 24B Hoods/Housings With 6 Modules, Wire Gauge: 6mm^2

轴向螺栓连接 / Axial Screw Termination

Inserts	Product Model	Order No.	Wire gauge
Male	HM070-002-M-1	1 007 04 0000029	6-16mm^2
	HM070-002-M-2	1 007 04 0000031	14-22mm^2
Female	HM070-002-F-1	1 007 04 0000030	6-16mm^2
	HM070-002-F-2	1 007 04 0000032	14-22mm^2

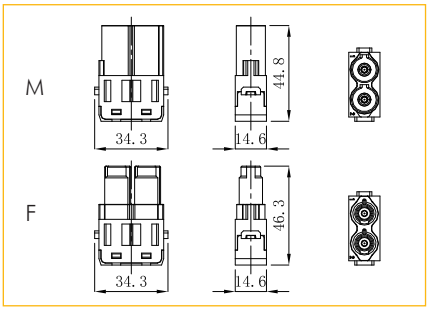

HM070-002 冷压型模块
Crimp Module 1000V 70A

插芯 Inserts　　可与框架及其他所有模块产品组合使用 Combination With Hinged Frame and Other Modules Possible.

技术参数 Technical Characteristics

规范	Specifications	DIN EN 60 664 / DIN EN 61 984
插芯	Inserts	
接插件针数	Number Of Contacts	2
依据 EN 61 984的电气数据	Electrical Data Acc. To EN 61 984	
额定电流	Rated Current	70A
额定电压	Rated Voltage	1000V
额定脉冲电压	Rated Impulse Voltage	8KV
污染程度	Pollution Degree	3
绝缘电阻	Insulation Resistance	$\geq 10^{10}\Omega$
材料	Material	聚碳酸酯 Polycarbonate
工作温度范围	Limiting Temperatures	-40℃...+125℃
依据UL 94的阻燃等级	Flammability Acc. To UL 94	V0
可拔插次数	Mating Cycles	≥500
插针	Contacts	
材料	Material	铜合金 Copper Alloy
表面处理	Surface	镀银 Hard-Silver Plated
接触电阻	Contact Resistance	≤0.5mΩ
冷压连接	Crimp Termination	
mm²	mm²	10-25mm²
剥线长度	Stripping length	15.5mm
最大电缆直径	Max. Insulation Diameter	11mm

冷压连接 / Crimp Termination



Inserts	Product Model	Order No.
Male	HM070-002-MC-1	1 007 04 0000033
Female	HM070-002-FC-1	1 007 04 0000034

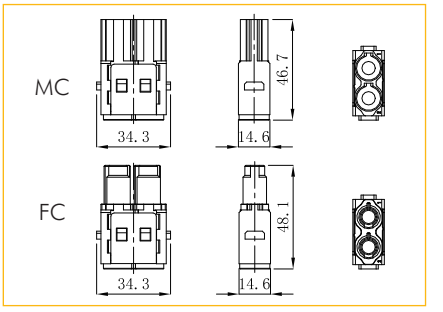

70A冷压针孔 / 70A Crimp Contacts

镀银 Silver Plated

Inserts	Product Model	Order No.	Inserts	Product Model	Order No.
Male	CSM70-6.0	1 007 06 0000045	Female	CSF70-6.0	1 007 07 0000045
	CSM70-10	1 007 06 0000046		CSF70-10	1 007 07 0000046
	CSM70-16	1 007 06 0000047		CSF70-16	1 007 07 0000047
	CSM70-25	1 007 06 0000048		CSF70-25	1 007 07 0000048

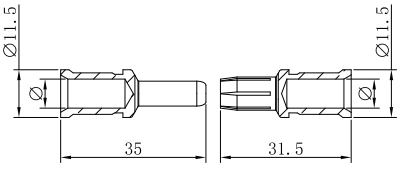

Wire gauge	ϕ	Stripping length
10 mm²	4.3 mm	15.5 mm
16 mm²	5.5 mm	15.5 mm
25 mm²	7 mm	15.5 mm

电缆绞线依据 IEC 60 228-5
For stranded wire according to IEC 60 288 Class 5

HM040-002 轴向螺栓模块
Axial Screw Terminal 1000V 40A

插芯 Inserts　　可与框架及其他所有模块产品组合使用 Combination With Hinged Frame and Other Modules Possible.

技术参数 Technical Characteristics

规范	Specifications	DIN EN 60 664 / DIN EN 61 984
插芯	**Inserts**	
接插件针数	Number Of Contacts	2
依据 EN 61 984的电气数据	Electrical Data Acc. To EN 61 984	
额定电流	Rated Current	40A
额定电压	Rated Voltage	1000V
额定脉冲电压	Rated Impulse Voltage	8KV
污染程度	Pollution Degree	3
绝缘电阻	Insulation Resistance	$\geq 10^{10}\Omega$
材料	Material	聚碳酸酯 Polycarbonate
工作温度范围	Limiting Temperatures	-40℃...+125℃
依据UL 94的阻燃等级	Flammability Acc. To UL 94	V0
可拔插次数	Mating Cycles	≥500
插针	**Contacts**	
材料	Material	铜合金 Copper Alloy
表面处理	Surface	镀银 Hard-Silver Plated
接触电阻	Contact Resistance	≤1mΩ
电缆绞线依据IEC 60 228-5	To IEC 60 228 Class 5	
轴向螺栓连接	Axial Screw Termination	
mm²	mm²	2.5-10mm²
AWG	AWG	14-8
内六角扳手	Hexagonal Driver	SW 2
导线规格 (mm²)	Conductor Specification(mm²)	2.5　4　6　10
剥线长度(mm)	Stripping length(mm)	5^{+1}　5^{+1}　8^{+1}　11^{+1}
拧紧力矩(Nm)	Tightening Torque(Nm)	1.5　1.5　2　2

电流负载能力
Current Carrying Capacity

电流负载能力所受的限制主要来自包含接插针的接插体可承受的最大温度。
测试和控制过程依据 DIN EN 60512-5。

The current carrying is limited by maximum temperature of materials for Inserts and contacts including terminals. Measuring and testing techniques according to DINEN 60512-5.

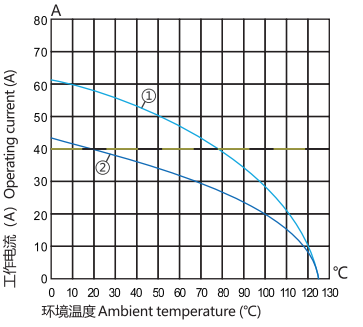

①24B外壳带6个模块，导线截面: 10mm²
②24B外壳带6个模块，导线截面: 6mm²

① 24B Hoods/Housings With 6 Modules, Wire Gauge: 10mm²
② 24B Hoods/Housings With 6 Modules, Wire Gauge: 6mm²

轴向螺栓连接 / Axial Screw Termination

Inserts	Product Model	Order No.	Wire gauge
Male	HM040-002-M-1	1 007 04 0000035	2.5-8mm²
	HM040-002-M-2	1 007 04 0000037	6-10mm²
Female	HM040-002-F-1	1 007 04 0000036	2.5-8mm²
	HM040-002-F-2	1 007 04 0000038	6-10mm²

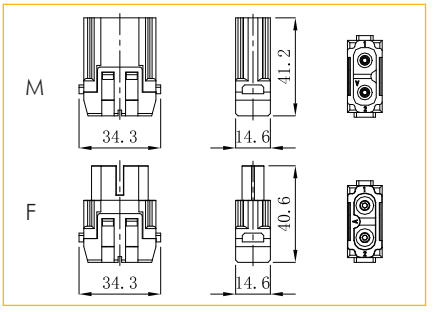

HM040-002 冷压型模块
Crimp Module 1000V 40A

插芯 Inserts　　可与框架及其他所有模块产品组合使用 Combination With Hinged Frame and Other Modules Possible.

技术参数 Technical Characteristics

规范	Specifications	DIN EN 60 664 / DIN EN 61 984
插芯	**Inserts**	
接插件针数	Number Of Contacts	2
依据 EN 61 984的电气数据	Electrical Data Acc. To EN 61 984	
额定电流	Rated Current	40A
额定电压	Rated Voltage	1000V
额定脉冲电压	Rated Impulse Voltage	8KV
污染程度	Pollution Degree	3
绝缘电阻	Insulation Resistance	$\geq 10^{10}\Omega$
材料	Material	聚碳酸酯 Polycarbonate
工作温度范围	Limiting Temperatures	-40℃...+125℃
依据UL 94的阻燃等级	Flammability Acc. To UL 94	V0
可拔插次数	Mating Cycles	≥500
插针	**Contacts**	
材料	Material	铜合金 Copper Alloy
表面处理	Surface	镀银 Hard-Silver Plated
接触电阻	Contact Resistance	≤1mΩ
冷压连接	Crimp Termination	
mm^2	mm^2	1.5-10mm^2
AWG	AWG	16-8

电流负载能力
Current Carrying Capacity

电流负载能力所受的限制主要来自包含接插针的接插体可承受的最大温度。
测试和控制过程依据 DIN EN 60512-5。

The current carrying is limited by maximum temperature of materials for Inserts and contacts including terminals. Measuring and testing techniques according to DINEN 60512-5.

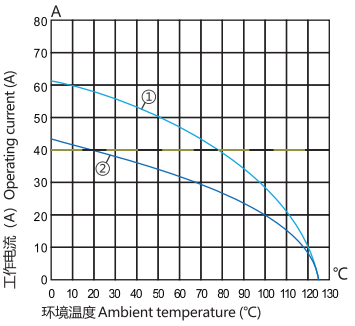

①24B外壳带6个模块，导线截面: 10mm^2
②24B外壳带6个模块，导线截面: 6mm^2

① 24B Hoods/Housings With 6 Modules, Wire Gauge: 10mm^2
② 24B Hoods/Housings With 6 Modules, Wire Gauge: 6mm^2

冷压连接 / Crimp Termination



Inserts	Product Model	Order No.
Male	HM040-002-MC-1	1 007 04 0000039
Female	HM040-002-FC-1	1 007 04 0000040

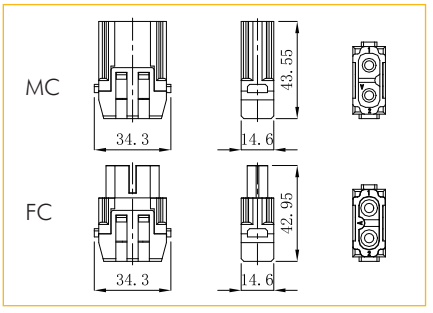

40A冷压针孔 / 40A Crimp Contacts

镀银 Silver Plated

Inserts	Product Model	Order No.	Inserts	Product Model	Order No.
Male	CSM40-1.5	1 007 06 0000035	Female	CSF40-1.5	1 007 07 0000035
	CSM40-2.5	1 007 06 0000036		CSF40-2.5	1 007 07 0000036
	CSM40-4.0	1 007 06 0000037		CSF40-4.0	1 007 07 0000037
	CSM40-6.0	1 007 06 0000038		CSF40-6.0	1 007 07 0000038
	CSM40-10.0	1 007 06 0000039		CSF40-10.0	1 007 07 0000039

镀金 Gold Plated



Inserts	Product Model	Order No.	Inserts	Product Model	Order No.
Male	CGM40-1.5	1 007 06 0000040	Female	CGF40-1.5	1 007 07 0000040
	CGM40-2.5	1 007 06 0000041		CGF40-2.5	1 007 07 0000041
	CGM40-4.0	1 007 06 0000042		CGF40-4.0	1 007 07 0000042
	CGM40-6.0	1 007 06 0000043		CGF40-6.0	1 007 07 0000043
	CGM40-10	1 007 06 0000044		CGF40-10	1 007 07 0000044

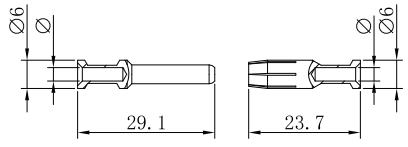

Wire gauge		ϕ	Stripping length
1.5 mm^2	AWG 16	1.75 mm	9 mm
2.5 mm^2	AWG 14	2.25 mm	9 mm
4 mm^2	AWG 12	2.85 mm	9.6 mm
6 mm^2	AWG 10	3.5 mm	9.6 mm
10 mm^2	AWG 8	4.3 mm	15 mm

剥线长度A=15 mm 用于电缆≥5 mm
剥线长度A=18 mm 用于电缆≥6.4 mm
Stripping length A=15 mm for cables≥5 mm
Stripping length A=18 mm for cables≥6.4 mm

HM040-003 轴向螺栓模块
Axial Screw Terminal 690V 40A

插芯 Inserts　　可与框架及其他所有模块产品组合使用 Combination With Hinged Frame and Other Modules Possible.

技术参数 Technical Characteristics

规范	Specifications	DIN EN 60 664 / DIN EN 61 984
插芯	**Inserts**	
接插件针数	Number Of Contacts	3
依据 EN 61 984的电气数据	Electrical Data Acc. To EN 61 984	
额定电流	Rated Current	40A
额定电压	Rated Voltage	690V
额定脉冲电压	Rated Impulse Voltage	8KV
污染程度	Pollution Degree	3
绝缘电阻	Insulation Resistance	$\geq 10^{10}\Omega$
材料	Material	聚碳酸酯 Polycarbonate
工作温度范围	Limiting Temperatures	-40℃...+125℃
依据UL 94的阻燃等级	Flammability Acc. To UL 94	V0
可拔插次数	Mating Cycles	≥500
插针	**Contacts**	
材料	Material	铜合金 Copper Alloy
表面处理	Surface	镀银 Hard-Silver Plated
接触电阻	Contact Resistance	≤1mΩ
电缆绞线依据IEC 60 228-5	To IEC 60 228 Class 5	
轴向螺栓连接	Axial Screw Termination	
mm^2	mm^2	2.5-10mm^2
AWG	AWG	14-8
内六角扳手	Hexagonal Driver	SW 2
导线规格 (mm^2)	Conductor Specification(mm^2)	2.5　4　6　10
剥线长度(mm)	Stripping length(mm)	5^{+1}　5^{+1}　8^{+1}　11^{+1}
拧紧力矩(Nm)	Tightening Torque(Nm)	1.5　1.5　2　2

电流负载能力
Current Carrying Capacity

电流负载能力所受的限制主要来自包含接插针的接插体可承受的最大温度。
测试和控制过程依据 DIN EN 60512-5。

The current carrying is limited by maximum temperature of materials for Inserts and contacts including terminals. Measuring and testing techniques according to DINEN 60512-5.

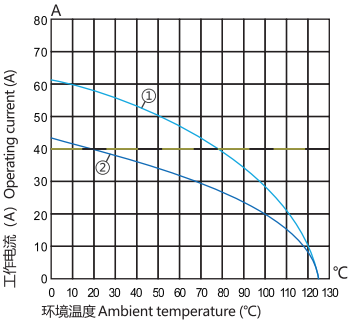

①24B外壳带6个模块，导线截面: 6mm^2
②24B外壳带6个模块，导线截面: 4mm^2

① 24B Hoods/Housings With 6 Modules, Wire Gauge: 6mm^2
② 24B Hoods/Housings With 6 Modules, Wire Gauge: 4mm^2

轴向螺栓连接 / Axial Screw Termination

Inserts	Product Model	Order No.	Wire gauge
Male	HM040-003-M-1	1 007 04 0000041	2.5-8mm^2
	HM040-003-M-2	1 007 04 0000043	6-10mm^2
Female	HM040-003-F-1	1 007 04 0000042	2.5-8mm^2
	HM040-003-F-2	1 007 04 0000044	6-10mm^2

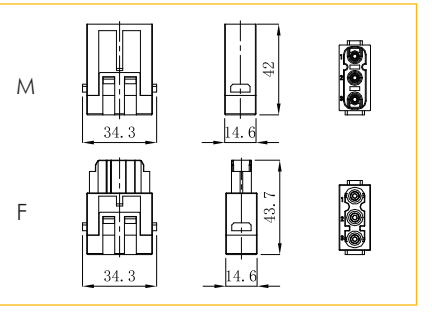

HM040-003 冷压型模块
Crimp Module 690V 40A

插芯 Inserts　　可与框架及其他所有模块产品组合使用 Combination With Hinged Frame and Other Modules Possible.

技术参数 Technical Characteristics

规范	Specifications	DIN EN 60 664 / DIN EN 61 984
插芯	**Inserts**	
接插件针数	Number Of Contacts	3
依据 EN 61 984的电气数据	Electrical Data Acc. To EN 61 984	
额定电流	Rated Current	40A
额定电压	Rated Voltage	690V
额定脉冲电压	Rated Impulse Voltage	8KV
污染程度	Pollution Degree	3
绝缘电阻	Insulation Resistance	$\geq 10^{10}\Omega$
材料	Material	聚碳酸酯 Polycarbonate
工作温度范围	Limiting Temperatures	-40℃...+125℃
依据UL 94的阻燃等级	Flammability Acc. To UL 94	V0
可拔插次数	Mating Cycles	≥500
插针	**Contacts**	
材料	Material	铜合金 Copper Alloy
表面处理	Surface	镀银 Hard-Silver Plated
接触电阻	Contact Resistance	≤1mΩ
冷压连接	Crimp Termination	
mm^2	mm^2	1.5-10mm^2
AWG	AWG	16-8

电流负载能力
Current Carrying Capacity

电流负载能力所受的限制主要来自包含接插针的接插体可承受的最大温度。
测试和控制过程依据 DIN EN 60512-5。

The current carrying is limited by maximum temperature of materials for Inserts and contacts including terminals. Measuring and testing techniques according to DINEN 60512-5.

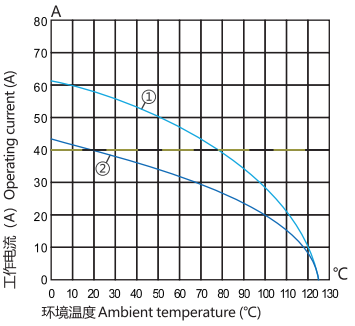

①24B外壳带6个模块，导线截面: 6mm^2
②24B外壳带6个模块，导线截面: 4mm^2

① 24B Hoods/Housings With 6 Modules, Wire Gauge: 6mm^2
② 24B Hoods/Housings With 6 Modules, Wire Gauge: 4mm^2

冷压连接 / Crimp Termination



Inserts	Product Model	Order No.
Male	HM040-003-MC-1	1 007 04 0000045
Female	HM040-003-FC-1	1 007 04 0000046

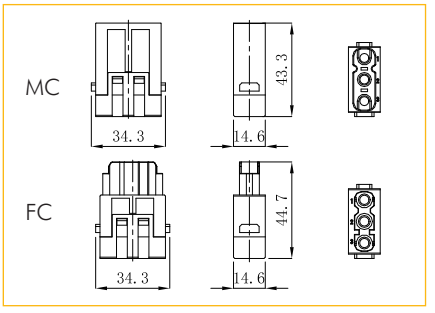

40A冷压针孔 /40A Crimp Contacts

镀银 Silver Plated



Inserts	Product Model	Order No.	Inserts	Product Model	Order No.
Male	CSM40-1.5	1 007 06 0000035	Female	CSF40-1.5	1 007 07 0000035
	CSM40-2.5	1 007 06 0000036		CSF40-2.5	1 007 07 0000036
	CSM40-4.0	1 007 06 0000037		CSF40-4.0	1 007 07 0000037
	CSM40-6.0	1 007 06 0000038		CSF40-6.0	1 007 07 0000038
	CSM40-10.0	1 007 06 0000039		CSF40-10.0	1 007 07 0000039

镀金 Gold Plated



Inserts	Product Model	Order No.	Inserts	Product Model	Order No.
Male	CGM40-1.5	1 007 06 0000040	Female	CGF40-1.5	1 007 07 0000040
	CGM40-2.5	1 007 06 0000041		CGF40-2.5	1 007 07 0000041
	CGM40-4.0	1 007 06 0000042		CGF40-4.0	1 007 07 0000042
	CGM40-6.0	1 007 06 0000043		CGF40-6.0	1 007 07 0000043
	CGM40-10	1 007 06 0000044		CGF40-10	1 007 07 0000044

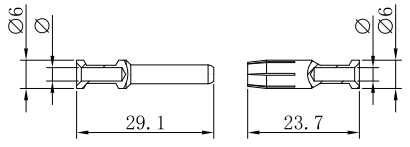

Wire gauge		ϕ	Stripping length
1.5 mm^2	AWG 16	1.75 mm	9 mm
2.5 mm^2	AWG 14	2.25 mm	9 mm
4 mm^2	AWG 12	2.85 mm	9.6 mm
6 mm^2	AWG 10	3.5 mm	9.6 mm
10 mm^2	AWG 8	4.3 mm	15 mm

剥线长度A=15 mm 用于电缆≥5 mm
剥线长度A=18 mm 用于电缆≥6.4 mm
Stripping length A=15 mm for cables≥5 mm
Stripping length A=18 mm for cables≥6.4 mm

HMHV040-002 冷压型模块
Crimp Module 5000V 40A

插芯 Inserts　　可与框架及其他所有模块产品组合使用 Combination With Hinged Frame and Other Modules Possible.

技术参数 Technical Characteristics

规范	Specifications	DIN EN 60 664 / DIN EN 61 984
插芯	**Inserts**	
接插件针数	Number Of Contacts	2
依据 EN 61 984的电气数据	Electrical Data Acc. To EN 61 984	
额定电流	Rated Current	40A
额定电压	Rated Voltage	5000V
额定脉冲电压	Rated Impulse Voltage	15KV
污染程度	Pollution Degree	3
依据UL额定电压	Rated Voltage Acc.to UL	1000V
绝缘电阻	Insulation Resistance	$\geq 10^{10}\Omega$
材料	Material	聚碳酸酯 Polycarbonate
工作温度范围	Limiting Temperatures	-40℃...+125℃
依据UL 94的阻燃等级	Flammability Acc. To UL 94	V0
可拔插次数	Mating Cycles	≥500
插针	**Contacts**	
材料	Material	铜合金 Copper Alloy
表面处理	Surface	镀银 Gold Plated
接触电阻	Contact Resistance	≤1mΩ
冷压连接	Crimp Termination	
mm^2	mm^2	1.5-10mm^2
AWG	AWG	8-16

冷压连接 / Crimp Termination



Inserts	Product Model	Order No.
Male	HMHV040-002-MC-1	1 007 04 0000051
Female	HMHV040-002-FC-1	1 007 04 0000052

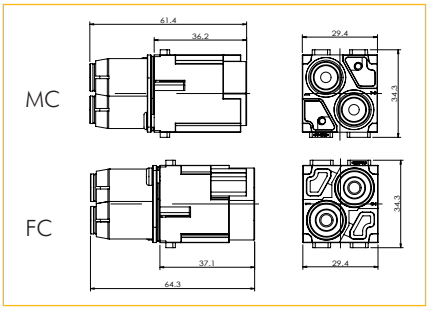

40A冷压针孔 / 40A Crimp Contacts

镀银 Silver Plated

Inserts	Product Model	Order No.	Inserts	Product Model	Order No.
Male	CSM40-1.5	1 007 06 0000035	Female	CSF40-1.5	1 007 07 0000035
	CSM40-2.5	1 007 06 0000036		CSF40-2.5	1 007 07 0000036
	CSM40-4.0	1 007 06 0000037		CSF40-4.0	1 007 07 0000037
	CSM40-6.0	1 007 06 0000038		CSF40-6.0	1 007 07 0000038
	CSM40-10.0	1 007 06 0000039		CSF40-10.0	1 007 07 0000039

镀金 Gold Plated



Inserts	Product Model	Order No.	Inserts	Product Model	Order No.
Male	CGM40-1.5	1 007 06 0000040	Female	CGF40-1.5	1 007 07 0000040
	CGM40-2.5	1 007 06 0000041		CGF40-2.5	1 007 07 0000041
	CGM40-4.0	1 007 06 0000042		CGF40-4.0	1 007 07 0000042
	CGM40-6.0	1 007 06 0000043		CGF40-6.0	1 007 07 0000043
	CGM40-10	1 007 06 0000044		CGF40-10	1 007 07 0000044

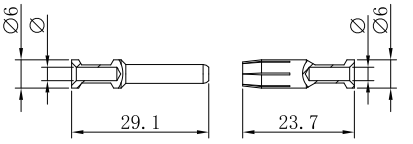

Wire gauge		ϕ	Stripping length
1.5 mm^2	AWG 16	1.75 mm	9 mm
2.5 mm^2	AWG 14	2.25 mm	9 mm
4 mm^2	AWG 12	2.85 mm	9.6 mm
6 mm^2	AWG 10	3.5 mm	9.6 mm
10 mm^2	AWG 8	4.3 mm	15 mm

剥线长度A=15 mm 用于电缆≥5 mm
剥线长度A=18 mm 用于电缆≥6.4 mm
Stripping length A=15 mm for cables≥5 mm
Stripping length A=18 mm for cables≥6.4 mm

HMHV016-002 冷压型模块
Module 5000V 16A

插芯 Inserts　　可与框架及其他所有模块产品组合使用 Combination With Hinged Frame and Other Modules Possible.

技术参数 Technical Characteristics

规范	Specifications	DIN EN 60 664 / DIN EN 61 984
插芯	Inserts	
接插件针数	Number Of Contacts	2
依据 EN 61 984的电气数据	Electrical Data Acc. To EN 61 984	
额定电流	Rated Current	16A
额定电压	Rated Voltage	5000V
额定脉冲电压	Rated Impulse Voltage	15KV
污染程度	Pollution Degree	3
依据UL额定电压	Rated Voltage Acc.to UL	1000V
绝缘电阻	Insulation Resistance	$\geq 10^{10}\Omega$
材料	Material	聚碳酸酯 Polycarbonate
工作温度范围	Limiting Temperatures	-40℃...+125℃
依据UL 94的阻燃等级	Flammability Acc. To UL 94	V0
可拔插次数	Mating Cycles	≥500
插针	Contacts	
材料	Material	铜合金 Copper Alloy
表面处理	Surface	镀银/镀金 Silver Plated/Gold Plated
接触电阻	Contact Resistance	≤1mΩ
冷压连接	Crimp Termination	
mm^2	mm^2	0.14-4mm^2
AWG	AWG	8-16

冷压连接 / Crimp Termination



Inserts	Product Model	Order No.
Male	HMHV016-002-MC-1	1 007 04 0000053
Female	HMHV016-002-FC-1	1 007 04 0000054

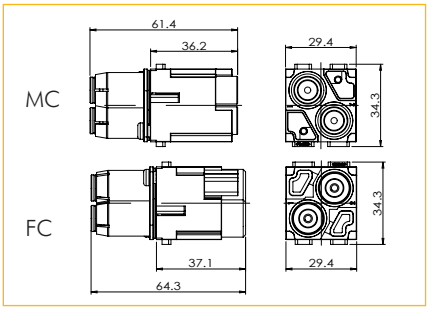

16A冷压针孔 / 16A Crimp Contacts

镀银 Silver Plated

Inserts	Product Model	Order No.	Inserts	Product Model	Order No.
Male	ESM-0.37	1 007 06 0000021	Female	ESF-0.37	1 007 07 0000021
	ESM-0.5	1 007 06 0000022		ESF-0.5	1 007 07 0000022
	ESM-0.75	1 007 06 0000023		ESF-0.75	1 007 07 0000023
	ESM-1.0	1 007 06 0000024		ESF-1.0	1 007 07 0000024
	ESM-1.5	1 007 06 0000025		ESF-1.5	1 007 07 0000025
	ESM-2.5	1 007 06 0000026		ESF-2.5	1 007 07 0000026
	ESM-4.0	1 007 06 0000027		ESF-4.0	1 007 07 0000027

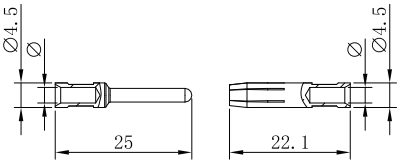

Marking		Wire gauge	Stripping length
no groove	0.14-0.37 mm^2	AWG 26-22	7.5 mm
no groove	0.5 mm^2	AWG 20	7.5 mm
1 no groove	0.75 mm^2	AWG 18	7.5 mm
1 no groove	1 mm^2	AWG 18	7.5 mm
2 no grooves	1.5 mm^2	AWG 16	7.5 mm
3 no grooves	2.5 mm^2	AWG 14	7.5 mm
wide groove	3 mm^2	AWG 12	7.5 mm
no groove	4 mm^2	AWG 12	7.5 mm



镀金 Gold Plated

Inserts	Product Model	Order No.	Inserts	Product Model	Order No.
Male	EGM-0.37	1 007 06 0000028	Female	EGF-0.37	1 007 07 0000028
	EGM-0.5	1 007 06 0000029		EGF-0.5	1 007 07 0000029
	EGM-0.75	1 007 06 0000030		EGF-0.75	1 007 07 0000030
	EGM-1.0	1 007 06 0000031		EGF-1.0	1 007 07 0000031
	EGM-1.5	1 007 06 0000032		EGF-1.5	1 007 07 0000032
	EGM-2.5	1 007 06 0000033		EGF-2.5	1 007 07 0000033
	EGM-4.0	1 007 06 0000034		EGF-4.0	1 007 07 0000034

HM040-003/4 冷压型模块
Crimp Module 830V/830V 40A/10A

插芯 Inserts　　可与框架及其他所有模块产品组合使用 Combination With Hinged Frame and Other Modules Possible.

技术参数 Technical Characteristics

规范	Specifications	DIN EN 60 664 / DIN EN 61 984
插芯	**Inserts**	
接插件针数	Number Of Contacts	3/4
依据 EN 61 984的电气数据	Electrical Data Acc. To EN 61 984	
额定电流	Rated Current	40A/10A
额定电压	Rated Voltage	830V/830V
额定脉冲电压	Rated Impulse Voltage	8KV/8KV
污染程度	Pollution Degree	3
绝缘电阻	Insulation Resistance	$\geq 10^{10}\Omega$
材料	Material	聚碳酸酯 Polycarbonate
工作温度范围	Limiting Temperatures	-40℃...+125℃
依据UL 94的阻燃等级	Flammability Acc. To UL 94	V0
可拔插次数	Mating Cycles	≥500
插针	**Contacts**	
材料	Material	铜合金 Copper Alloy
表面处理	Surface	镀银 Hard-Silver Plated
接触电阻	Contact Resistance	≤1mΩ/≤3mΩ
冷压连接	Crimp Termination	1.5-6mm²/0.14-2.5mm²
AWG	AWG	16-10/26-14
最大电缆直径	Max. Insulation Diameter	
电力区	Power Contacts	5mm

电流负载能力
Current Carrying Capacity

电流负载能力所受的限制主要来自包含接插针的接插体可承受的最大温度。
测试和控制过程依据 DIN EN 60512-5。

The current carrying is limited by maximum temperature of materials for Inserts and contacts including terminals. Measuring and testing techniques according to DINEN 60512-5.

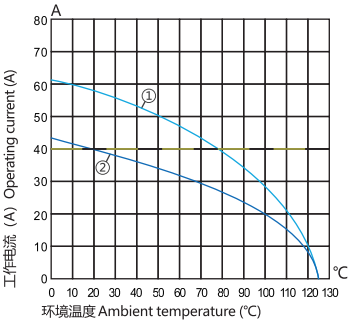

①24B外壳带6个模块，导线截面: 6mm²
②24B外壳带6个模块，导线截面: 4mm²

① 24B Hoods/Housings With 6 Modules, Wire Gauge: 6mm²
② 24B Hoods/Housings With 6 Modules, Wire Gauge: 4mm²

HM040-003/4 冷压型模块
Crimp Module 830V/830V 40A/10A

插芯 Inserts　　可与框架及其他所有模块产品组合使用 Combination With Hinged Frame and Other Modules Possible.

冷压连接 / Crimp Termination



Inserts	Product Model	Order No.
Male	HM040-003/4-MC-1	1 007 040000047
Female	HM040-003/4-FC-1	1 007 040000048

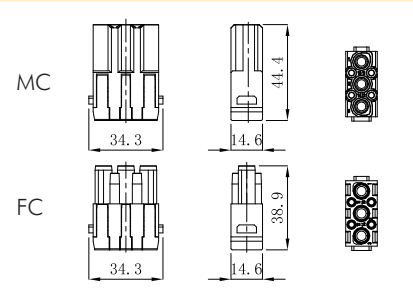

40A冷压针孔 / 40A Crimp Contacts

镀银 Silver Plated

Inserts	Product Model	Order No.	Inserts	Product Model	Order No.
Male	CSM40-1.5	1 007 06 0000035	Female	CSF40-1.5	1 007 07 0000035
	CSM40-2.5	1 007 06 0000036		CSF40-2.5	1 007 07 0000036
	CSM40-4.0	1 007 06 0000037		CSF40-4.0	1 007 07 0000037
	CSM40-6.0	1 007 06 0000038		CSF40-6.0	1 007 07 0000038
	CSM40-10.0	1 007 06 0000039		CSF40-10.0	1 007 07 0000039



镀金 Gold Plated

Inserts	Product Model	Order No.	Inserts	Product Model	Order No.
Male	CGM40-1.5	1 007 06 0000040	Female	CGF40-1.5	1 007 07 0000040
	CGM40-2.5	1 007 06 0000041		CGF40-2.5	1 007 07 0000041
	CGM40-4.0	1 007 06 0000042		CGF40-4.0	1 007 07 0000042
	CGM40-6.0	1 007 06 0000043		CGF40-6.0	1 007 07 0000043
	CGM40-10	1 007 06 0000044		CGF40-10	1 007 07 0000044

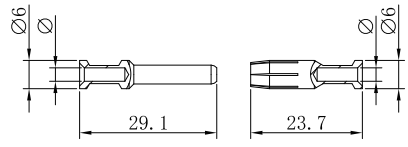

Wire gauge		Φ	Stripping length
1.5 mm²	AWG 16	1.75 mm	9 mm
2.5 mm²	AWG 14	2.25 mm	9 mm
4 mm²	AWG 12	2.85 mm	9.6 mm
6 mm²	AWG 10	3.5 mm	9.6 mm
10 mm²	AWG 8	4.3 mm	15 mm

剥线长度A=15 mm 用于电缆≥5 mm
剥线长度A=18 mm 用于电缆≥6.4 mm
Stripping length A=15 mm for cables≥5 mm
Stripping length A=18 mm for cables≥6.4 mm

10A冷压针孔 / 10A Crimp Contacts



镀银 Silver Plated

Inserts	Product Model	Order No.	Inserts	Product Model	Order No.
Male	DSM-0.37	1 007 06 0000009	Female	DSF-0.37	1 007 07 0000009
	DSM-0.5	1 007 06 0000010		DSF-0.5	1 007 07 0000010
	DSM-0.75	1 007 06 0000011		DSF-0.75	1 007 07 0000011
	DSM-1.0	1 007 06 0000012		DSF-1.0	1 007 07 0000012
	DSM-1.5	1 007 06 0000013		DSF-1.5	1 007 07 0000013
	DSM-2.5	1 007 06 0000014		DSF-2.5	1 007 07 0000014

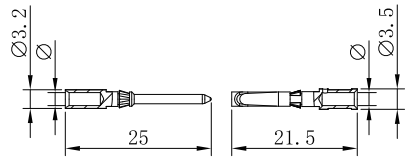

Wire gauge		Φ	Stripping length
0.14-0.37 mm²	AWG 26-22	0.9 mm	8 mm
0.5 mm²	AWG 20	1.1 mm	8 mm
0.75 mm²	AWG 18	1.3 mm	8 mm
1 mm²	AWG 18	1.45 mm	8 mm
1.5 mm²	AWG 16	1.75 mm	8 mm
2.5 mm²	AWG 14	2.25 mm	6 mm



镀金 Gold Plated

Inserts	Product Model	Order No.	Inserts	Product Model	Order No.
Male	DGM-0.37	1 007 06 0000015	Female	DGF-0.37	1 007 07 0000015
	DGM-0.5	1 007 06 0000016		DGF-0.5	1 007 07 0000016
	DGM-0.75	1 007 06 0000017		DGF-0.75	1 007 07 0000017
	DGM-1.0	1 007 06 0000018		DGF-1.0	1 007 07 0000018
	DGM-1.5	1 007 06 0000019		DGF-1.5	1 007 07 0000019
	DGM-2.5	1 007 06 0000020		DGF-2.5	1 007 07 0000020

HM040-004 冷压型模块
Crimp Module 830V 40A

插芯 Inserts　　可与框架及其他所有模块产品组合使用 Combination With Hinged Frame and Other Modules Possible.

技术参数 Technical Characteristics

规范	Specifications	DIN EN 60 664 / DIN EN 61 984
插芯	**Inserts**	
接插件针数	Number Of Contacts	4
依据 EN 61 984的电气数据	Electrical Data Acc. To EN 61 984	
额定电流	Rated Current	40A
额定电压	Rated Voltage	830V
额定脉冲电压	Rated Impulse Voltage	8KV
污染程度	Pollution Degree	3
绝缘电阻	Insulation Resistance	$\geq 10^{10}\Omega$
材料	Material	聚碳酸酯 Polycarbonate
工作温度范围	Limiting Temperatures	-40℃...+125℃
依据UL 94的阻燃等级	Flammability Acc. To UL 94	V0
可拔插次数	Mating Cycles	≥500
插针	**Contacts**	
材料	Material	铜合金 Copper Alloy
表面处理	Surface	镀银 Hard-Silver Plated
接触电阻	Contact Resistance	≤1mΩ
冷压连接	Crimp Termination	
mm^2	mm^2	1.5-6mm^2
AWG	AWG	16-10

电流负载能力
Current Carrying Capacity

电流负载能力所受的限制主要来自包含接插针的接插体可承受的最大温度。
测试和控制过程依据 DIN EN 60512-5。

The current carrying is limited by maximum temperature of materials for Inserts and contacts including terminals. Measuring and testing techniques according to DINEN 60512-5.

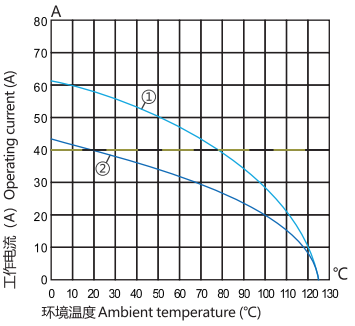

①24B外壳带6个模块，导线截面: 6mm^2
②24B外壳带6个模块，导线截面: 4mm^2

① 24B Hoods/Housings With 6 Modules, Wire Gauge: 6mm^2
② 24B Hoods/Housings With 6 Modules, Wire Gauge: 4mm^2

冷压连接 / Crimp Termination



Inserts	Product Model	Order No.
Male	HM040-004-MC-1	1 007 04 0000049
Female	HM040-004-FC-1	1 007 04 0000050

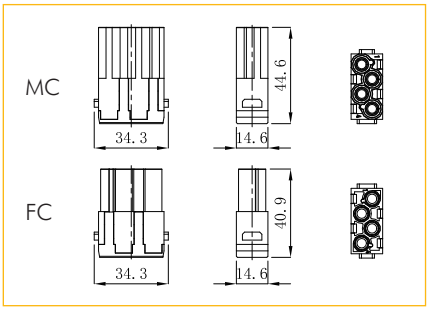

40A冷压针孔 / 40A Crimp Contacts

镀银 Silver Plated



Inserts	Product Model	Order No.	Inserts	Product Model	Order No.
Male	CSM40-1.5	1 007 06 0000035	Female	CSF40-1.5	1 007 07 0000035
	CSM40-2.5	1 007 06 0000036		CSF40-2.5	1 007 07 0000036
	CSM40-4.0	1 007 06 0000037		CSF40-4.0	1 007 07 0000037
	CSM40-6.0	1 007 06 0000038		CSF40-6.0	1 007 07 0000038
	CSM40-10.0	1 007 06 0000039		CSF40-10.0	1 007 07 0000039

镀金 Gold Plated



Inserts	Product Model	Order No.	Inserts	Product Model	Order No.
Male	CGM40-1.5	1 007 06 0000040	Female	CGF40-1.5	1 007 07 0000040
	CGM40-2.5	1 007 06 0000041		CGF40-2.5	1 007 07 0000041
	CGM40-4.0	1 007 06 0000042		CGF40-4.0	1 007 07 0000042
	CGM40-6.0	1 007 06 0000043		CGF40-6.0	1 007 07 0000043
	CGM40-10	1 007 06 0000044		CGF40-10	1 007 07 0000044

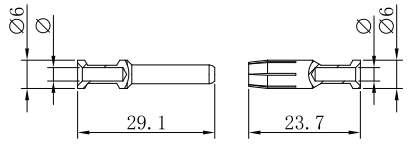

Wire gauge		ϕ	Stripping length
1.5 mm^2	AWG 16	1.75 mm	9 mm
2.5 mm^2	AWG 14	2.25 mm	9 mm
4 mm^2	AWG 12	2.85 mm	9.6 mm
6 mm^2	AWG 10	3.5 mm	9.6 mm
10 mm^2	AWG 8	4.3 mm	15 mm

剥线长度A=15 mm 用于电缆≥5 mm
剥线长度A=18 mm 用于电缆≥6.4 mm
Stripping length A=15 mm for cables≥5 mm
Stripping length A=18 mm for cables≥6.4 mm

HME-005 弹片型模块
Cage Clamp Module 500V 16A

插芯 Inserts　　可与框架及其他所有模块产品组合使用 Combination With Hinged Frame and Other Modules Possible.

技术参数 Technical Characteristics

规范	Specifications	DIN EN 60 664 / DIN EN 61 984
插芯	Inserts	
接插件针数	Number Of Contacts	5
依据 EN 61 984的电气数据	Electrical Data Acc. To EN 61 984	
额定电流	Rated Current	16A
额定电压	Rated Voltage	500V
额定脉冲电压	Rated Impulse Voltage	6KV
污染程度	Pollution Degree	3
依据UL额定电压	Rated Voltage Acc.to UL	600V
绝缘电阻	Insulation Resistance	$\geq 10^{10}\Omega$
材料	Material	聚碳酸酯 Polycarbonate
工作温度范围	Limiting Temperatures	-40℃...+125℃
依据UL 94的阻燃等级	Flammability Acc. To UL 94	V0
可拔插次数	Mating Cycles	≥500
插针	Contacts	
材料	Material	铜合金 Copper Alloy
表面处理	Surface	镀银 Gold Plated
接触电阻	Contact Resistance	≤1mΩ
弹片连接	Cage Clamp Screw Termination	
mm^2	mm^2	0.5-2.5mm^2

弹片连接 / Cage Clamp Screw Termination



Inserts	Product Model	Order No.
Male	HME-005-MS-1	1 007 04 0000057
Female	HME-005-FS-1	1 007 04 0000058

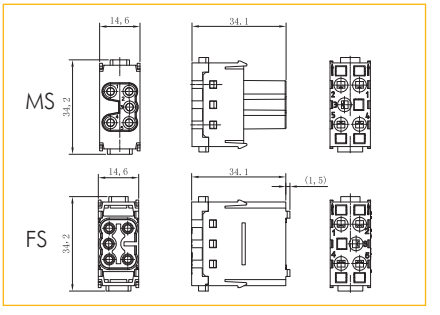

HME-006 冷压型模块
Crimp Module 500V 16A

插芯 Inserts　　可与框架及其他所有模块产品组合使用 Combination With Hinged Frame and Other Modules Possible.

技术参数 Technical Characteristics

规范	Specifications	DIN EN 60 664 / DIN EN 61 984
插芯	**Inserts**	
接插件针数	Number Of Contacts	6
依据 EN 61 984的电气数据	Electrical Data Acc. To EN 61 984	
额定电流	Rated Current	16A
额定电压	Rated Voltage	500V
额定脉冲电压	Rated Impulse Voltage	6KV
污染程度	Pollution Degree	3
绝缘电阻	Insulation Resistance	$\geq 10^{10}\Omega$
材料	Material	聚碳酸酯 Polycarbonate
工作温度范围	Limiting Temperatures	-40℃...+125℃
依据UL 94的阻燃等级	Flammability Acc. To UL 94	V0
可拔插次数	Mating Cycles	≥500
插针	**Contacts**	
材料	Material	铜合金 Copper Alloy
表面处理	Surface	镀银 Hard-Silver Plated 镀金 Hard-Gold Plated
接触电阻	Contact Resistance	≤1mΩ
冷压连接	Crimp Termination	
mm²	mm²	0.14-4mm²
AWG	AWG	26-12

电流负载能力
Current Carrying Capacity

电流负载能力所受的限制主要来自包含接插针的接插体可承受的最大温度。
测试和控制过程依据 DIN EN 60512-5。

The current carrying is limited by maximum temperature of materials for Inserts and contacts including terminals. Measuring and testing techniques according to DINEN 60512-5.

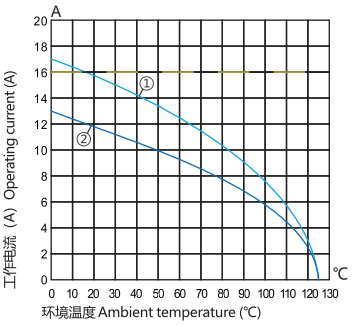

①24B外壳带6个模块，导线截面: 2.5mm²
②24B外壳带6个模块，导线截面: 1.5mm²

① 24B Hoods/Housings With 6 Modules, Wire Gauge: 2.5mm²
② 24B Hoods/Housings With 6 Modules, Wire Gauge: 1.5mm²

冷压连接 / Crimp Termination



Inserts	Product Model	Order No.
Male	HME-006-MC-1	1 007 04 0000059
Female	HME-006-FC-1	1 007 04 0000060

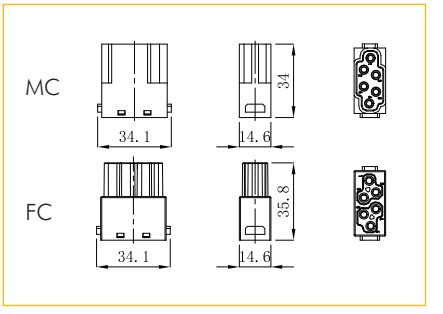

16A冷压针孔 / 16A Crimp Contacts

镀银 Silver Plated

Inserts	Product Model	Order No.	Inserts	Product Model	Order No.
Male	ESM-0.37	1 007 06 0000021	Female	ESF-0.37	1 007 07 0000021
	ESM-0.5	1 007 06 0000022		ESF-0.5	1 007 07 0000022
	ESM-0.75	1 007 06 0000023		ESF-0.75	1 007 07 0000023
	ESM-1.0	1 007 06 0000024		ESF-1.0	1 007 07 0000024
	ESM-1.5	1 007 06 0000025		ESF-1.5	1 007 07 0000025
	ESM-2.5	1 007 06 0000026		ESF-2.5	1 007 07 0000026
	ESM-4.0	1 007 06 0000027		ESF-4.0	1 007 07 0000027

镀金 Gold Plated



Inserts	Product Model	Order No.	Inserts	Product Model	Order No.
Male	EGM-0.37	1 007 06 0000028	Female	EGF-0.37	1 007 07 0000028
	EGM-0.5	1 007 06 0000029		EGF-0.5	1 007 07 0000029
	EGM-0.75	1 007 06 0000030		EGF-0.75	1 007 07 0000030
	EGM-1.0	1 007 06 0000031		EGF-1.0	1 007 07 0000031
	EGM-1.5	1 007 06 0000032		EGF-1.5	1 007 07 0000032
	EGM-2.5	1 007 06 0000033		EGF-2.5	1 007 07 0000033
	EGM-4.0	1 007 06 0000034		EGF-4.0	1 007 07 0000034

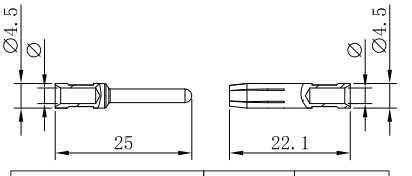

Marking		Wire gauge	Stripping length
no groove	0.14-0.37 mm²	AWG 26-22	7.5 mm
no groove	0.5 mm²	AWG 20	7.5 mm
1 no groove	0.75 mm²	AWG 18	7.5 mm
1 no groove	1 mm²	AWG 18	7.5 mm
2 no grooves	1.5 mm²	AWG 16	7.5 mm
3 no grooves	2.5 mm²	AWG 14	7.5 mm
wide groove	3 mm²	AWG 12	7.5 mm
no groove	4 mm²	AWG 12	7.5 mm

HMEHV-006 冷压型模块
Crimp Module 830V 16A

插芯 Inserts　　可与框架及其他所有模块产品组合使用 Combination With Hinged Frame and Other Modules Possible.

技术参数 Technical Characteristics

规范	Specifications	DIN EN 60 664 / DIN EN 61 984
插芯	**Inserts**	
接插件针数	Number Of Contacts	6
依据 EN 61 984的电气数据	Electrical Data Acc. To EN 61 984	
额定电流	Rated Current	16A
额定电压	Rated Voltage	830V
额定脉冲电压	Rated Impulse Voltage	8KV
污染程度	Pollution Degree	3
绝缘电阻	Insulation Resistance	$\geq 10^{10}\Omega$
材料	Material	聚碳酸酯 Polycarbonate
工作温度范围	Limiting Temperatures	-40℃...+125℃
依据UL 94的阻燃等级	Flammability Acc. To UL 94	V0
可拔插次数	Mating Cycles	≥500
插针	**Contacts**	
材料	Material	铜合金 Copper Alloy
表面处理	Surface	镀银 Hard-Silver Plated 镀金 Hard-Gold Plated
接触电阻	Contact Resistance	≤1mΩ
冷压连接	Crimp Termination	
mm²	mm²	0.14-4mm²
AWG	AWG	26-12

电流负载能力
Current Carrying Capacity

电流负载能力所受的限制主要来自包含接插针的接插体可承受的最大温度。
测试和控制过程依据 DIN EN 60512-5。

The current carrying is limited by maximum temperature of materials for Inserts and contacts including terminals. Measuring and testing techniques according to DINEN 60512-5.

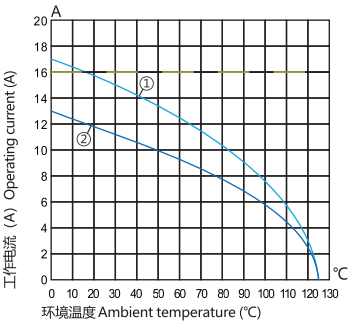

①24B外壳带6个模块，导线截面: 2.5mm²
②24B外壳带6个模块，导线截面: 1.5mm²

① 24B Hoods/Housings With 6 Modules, Wire Gauge: 2.5mm²
② 24B Hoods/Housings With 6 Modules, Wire Gauge: 1.5mm²

冷压连接 / Crimp Termination



Inserts	Product Model	Order No.
Male	HMEHV-006-MC-1	1 007 04 0000061
Female	HMEHV-006-FC-1	1 007 04 0000062

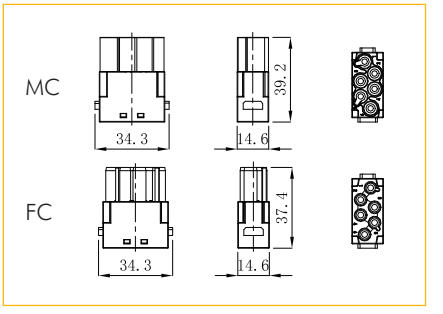

16A冷压针孔 / 16A Crimp Contacts

镀银 Silver Plated

Inserts	Product Model	Order No.	Inserts	Product Model	Order No.
Male	ESM-0.37	1 007 06 0000021	Female	ESF-0.37	1 007 07 0000021
	ESM-0.5	1 007 06 0000022		ESF-0.5	1 007 07 0000022
	ESM-0.75	1 007 06 0000023		ESF-0.75	1 007 07 0000023
	ESM-1.0	1 007 06 0000024		ESF-1.0	1 007 07 0000024
	ESM-1.5	1 007 06 0000025		ESF-1.5	1 007 07 0000025
	ESM-2.5	1 007 06 0000026		ESF-2.5	1 007 07 0000026
	ESM-4.0	1 007 06 0000027		ESF-4.0	1 007 07 0000027

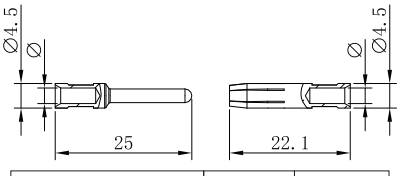

Marking		Wire gauge	Stripping length
no groove	0.14-0.37 mm²	AWG 26-22	7.5 mm
no groove	0.5 mm²	AWG 20	7.5 mm
1 no groove	0.75 mm²	AWG 18	7.5 mm
1 no groove	1 mm²	AWG 18	7.5 mm
2 no grooves	1.5 mm²	AWG 16	7.5 mm
3 no grooves	2.5 mm²	AWG 14	7.5 mm
wide groove	3 mm²	AWG 12	7.5 mm
no groove	4 mm²	AWG 12	7.5 mm



镀金 Gold Plated

Inserts	Product Model	Order No.	Inserts	Product Model	Order No.
Male	EGM-0.37	1 007 06 0000028	Female	EGF-0.37	1 007 07 0000028
	EGM-0.5	1 007 06 0000029		EGF-0.5	1 007 07 0000029
	EGM-0.75	1 007 06 0000030		EGF-0.75	1 007 07 0000030
	EGM-1.0	1 007 06 0000031		EGF-1.0	1 007 07 0000031
	EGM-1.5	1 007 06 0000032		EGF-1.5	1 007 07 0000032
	EGM-2.5	1 007 06 0000033		EGF-2.5	1 007 07 0000033
	EGM-4.0	1 007 06 0000034		EGF-4.0	1 007 07 0000034

HMEE-008 冷压型模块
Crimp Module 400V 16A

插芯 Inserts　　可与框架及其他所有模块产品组合使用 Combination With Hinged Frame and Other Modules Possible.

技术参数 Technical Characteristics

规范	Specifications	DIN EN 60 664 / DIN EN 61 984
插芯	**Inserts**	
接插件针数	Number Of Contacts	8
依据 EN 61 984的电气数据	Electrical Data Acc. To EN 61 984	
额定电流	Rated Current	16A
额定电压	Rated Voltage	400V
额定脉冲电压	Rated Impulse Voltage	6KV
污染程度	Pollution Degree	3
绝缘电阻	Insulation Resistance	$\geq 10^{10}\Omega$
材料	Material	聚碳酸酯 Polycarbonate
工作温度范围	Limiting Temperatures	-40℃...+125℃
依据UL 94的阻燃等级	Flammability Acc. To UL 94	V0
可拔插次数	Mating Cycles	≥500
插针	**Contacts**	
材料	Material	铜合金 Copper Alloy
表面处理	Surface	镀银 Hard-Silver Plated 镀金 Hard-Gold Plated
接触电阻	Contact Resistance	≤1mΩ
冷压连接	Crimp Termination	
mm²	mm²	0.14-4mm²
AWG	AWG	26-12

电流负载能力
Current Carrying Capacity

电流负载能力所受的限制主要来自包含接插针的接插体可承受的最大温度。
测试和控制过程依据 DIN EN 60512-5。

The current carrying is limited by maximum temperature of materials for Inserts and contacts including terminals. Measuring and testing techniques according to DINEN 60512-5.

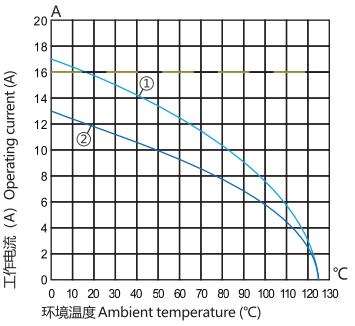

①24B外壳带6个模块，导线截面: 2.5mm²
②24B外壳带6个模块，导线截面: 1.5mm²

① 24B Hoods/Housings With 6 Modules, Wire Gauge: 2.5mm²
② 24B Hoods/Housings With 6 Modules, Wire Gauge: 1.5mm²

冷压连接 / Crimp Termination



Inserts	Product Model	Order No.
Male	HMEE-008-MC-1	1 007 04 0000063
Female	HMEE-008-FC-1	1 007 04 0000064

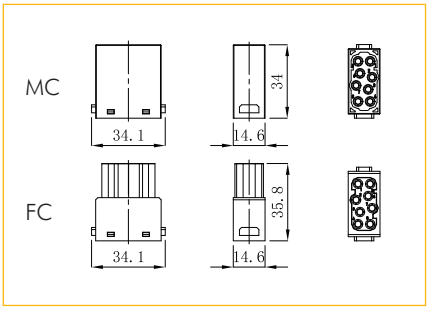

16A冷压针孔 / 16A Crimp Contacts

镀银 Silver Plated

Inserts	Product Model	Order No.	Inserts	Product Model	Order No.
Male	ESM-0.37	1 007 06 0000021	Female	ESF-0.37	1 007 07 0000021
	ESM-0.5	1 007 06 0000022		ESF-0.5	1 007 07 0000022
	ESM-0.75	1 007 06 0000023		ESF-0.75	1 007 07 0000023
	ESM-1.0	1 007 06 0000024		ESF-1.0	1 007 07 0000024
	ESM-1.5	1 007 06 0000025		ESF-1.5	1 007 07 0000025
	ESM-2.5	1 007 06 0000026		ESF-2.5	1 007 07 0000026
	ESM-4.0	1 007 06 0000027		ESF-4.0	1 007 07 0000027



镀金 Gold Plated

Inserts	Product Model	Order No.	Inserts	Product Model	Order No.
Male	EGM-0.37	1 007 06 0000028	Female	EGF-0.37	1 007 07 0000028
	EGM-0.5	1 007 06 0000029		EGF-0.5	1 007 07 0000029
	EGM-0.75	1 007 06 0000030		EGF-0.75	1 007 07 0000030
	EGM-1.0	1 007 06 0000031		EGF-1.0	1 007 07 0000031
	EGM-1.5	1 007 06 0000032		EGF-1.5	1 007 07 0000032
	EGM-2.5	1 007 06 0000033		EGF-2.5	1 007 07 0000033
	EGM-4.0	1 007 06 0000034		EGF-4.0	1 007 07 0000034

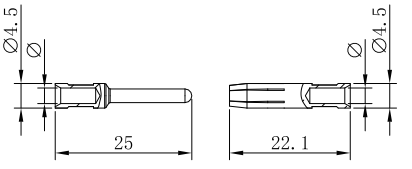

Marking		Wire gauge	Stripping length
no groove	0.14-0.37 mm²	AWG 26-22	7.5 mm
no groove	0.5 mm²	AWG 20	7.5 mm
1 no groove	0.75 mm²	AWG 18	7.5 mm
1 no groove	1 mm²	AWG 18	7.5 mm
2 no grooves	1.5 mm²	AWG 16	7.5 mm
3 no grooves	2.5 mm²	AWG 14	7.5 mm
wide groove	3 mm²	AWG 12	7.5 mm
no groove	4 mm²	AWG 12	7.5 mm

HMEE-020 冷压型模块
Crimp Module 500V 16A

插芯 Inserts　　可与框架及其他所有模块产品组合使用 Combination With Hinged Frame and Other Modules Possible.

技术参数 Technical Characteristics

规范	Specifications	DIN EN 60 664 / DIN EN 61 984
插芯	**Inserts**	
接插件针数	Number Of Contacts	20
依据 EN 61 984的电气数据	Electrical Data Acc. To EN 61 984	
额定电流	Rated Current	16A
额定电压	Rated Voltage	500V
额定脉冲电压	Rated Impulse Voltage	6KV
污染程度	Pollution Degree	3
绝缘电阻	Insulation Resistance	$\geq 10^{10}\Omega$
材料	Material	聚碳酸酯 Polycarbonate
工作温度范围	Limiting Temperatures	-40℃...+125℃
依据UL 94的阻燃等级	Flammability Acc. To UL 94	V0
可拔插次数	Mating Cycles	≥500
插针	**Contacts**	
材料	Material	铜合金 Copper Alloy
表面处理	Surface	镀银 Hard-Silver Plated 镀金 Hard-Gold Plated
接触电阻	Contact Resistance	≤1mΩ
冷压连接	Crimp Termination	
mm²	mm²	0.14-4mm²
AWG	AWG	26-12

电流负载能力
Current Carrying Capacity

电流负载能力所受的限制主要来自包含接插针的接插体可承受的最大温度。
测试和控制过程依据 DIN EN 60512-5。

The current carrying is limited by maximum temperature of materials for Inserts and contacts including terminals. Measuring and testing techniques according to DINEN 60512-5.

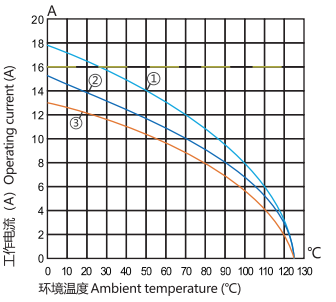

①24B外壳带6个模块，导线截面: 4mm²
②24B外壳带6个模块，导线截面: 2.5mm²
③24B外壳带6个模块，导线截面: 1.5mm²

① 24B Hoods/Housings With 6 Modules, Wire Gauge: 4mm²
② 24B Hoods/Housings With 6 Modules, Wire Gauge: 2.5mm²
③ 24B Hoods/Housings With 6 Modules, Wire Gauge: 1.5mm²

冷压连接 / Crimp Termination



Inserts	Product Model	Order No.
Male	HMEE-020-MC-1	1 007 04 0000065
Female	HMEE-020-FC-1	1 007 04 0000066

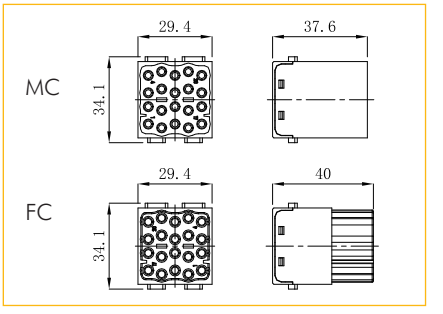

16A冷压针孔 / 16A Crimp Contacts

镀银 Silver Plated

Inserts	Product Model	Order No.	Inserts	Product Model	Order No.
Male	ESM-0.37	1 007 06 0000021	Female	ESF-0.37	1 007 07 0000021
	ESM-0.5	1 007 06 0000022		ESF-0.5	1 007 07 0000022
	ESM-0.75	1 007 06 0000023		ESF-0.75	1 007 07 0000023
	ESM-1.0	1 007 06 0000024		ESF-1.0	1 007 07 0000024
	ESM-1.5	1 007 06 0000025		ESF-1.5	1 007 07 0000025
	ESM-2.5	1 007 06 0000026		ESF-2.5	1 007 07 0000026
	ESM-4.0	1 007 06 0000027		ESF-4.0	1 007 07 0000027

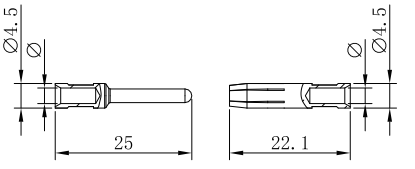

Marking		Wire gauge	Stripping length
no groove	0.14-0.37 mm²	AWG 26-22	7.5 mm
no groove	0.5 mm²	AWG 20	7.5 mm
1 no groove	0.75 mm²	AWG 18	7.5 mm
1 no groove	1 mm²	AWG 18	7.5 mm
2 no grooves	1.5 mm²	AWG 16	7.5 mm
3 no grooves	2.5 mm²	AWG 14	7.5 mm
wide groove	3 mm²	AWG 12	7.5 mm
no groove	4 mm²	AWG 12	7.5 mm



镀金 Gold Plated

Inserts	Product Model	Order No.	Inserts	Product Model	Order No.
Male	EGM-0.37	1 007 06 0000028	Female	EGF-0.37	1 007 07 0000028
	EGM-0.5	1 007 06 0000029		EGF-0.5	1 007 07 0000029
	EGM-0.75	1 007 06 0000030		EGF-0.75	1 007 07 0000030
	EGM-1.0	1 007 06 0000031		EGF-1.0	1 007 07 0000031
	EGM-1.5	1 007 06 0000032		EGF-1.5	1 007 07 0000032
	EGM-2.5	1 007 06 0000033		EGF-2.5	1 007 07 0000033
	EGM-4.0	1 007 06 0000034		EGF-4.0	1 007 07 0000034

HMD-012 冷压型模块
Crimp Module 250V 10A

插芯 Inserts　　可与框架及其他所有模块产品组合使用 Combination With Hhinged Frame and Other Modules Possible.

技术参数 Technical Characteristics

规范	Specifications	DIN EN 60 664 / DIN EN 61 984
插芯	**Inserts**	
接插件针数	Number Of Contacts	12
依据 EN 61 984的电气数据	Electrical Data Acc. To EN 61 984	
额定电流	Rated Current	10A
额定电压	Rated Voltage	250V
额定脉冲电压	Rated Impulse Voltage	4KV
污染程度	Pollution Degree	3
绝缘电阻	Insulation Resistance	$\geq 10^{10}\Omega$
材料	Material	聚碳酸酯 Polycarbonate
工作温度范围	Limiting Temperatures	-40℃...+125℃
依据UL 94的阻燃等级	Flammability Acc. To UL 94	V0
可拔插次数	Mating Cycles	≥500
插针	**Contacts**	
材料	Material	铜合金 Copper Alloy
表面处理	Surface	镀银 Hard-Silver Plated 镀金 Hard-Gold Plated
接触电阻	Contact Resistance	≤3mΩ
冷压连接	Crimp Termination	
mm²	mm²	0.14-2.5mm²
AWG	AWG	26-14

电流负载能力
Current Carrying Capacity

电流负载能力所受的限制主要来自包含接插针的接插体可承受的最大温度。
测试和控制过程依据 DIN EN 60512-5。

The current carrying is limited by maximum temperature of materials for Inserts and contacts including terminals. Measuring and testing techniques according to DINEN 60512-5.

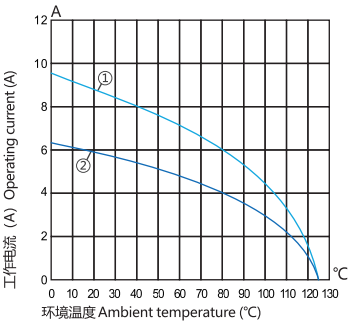

①24B外壳带6个模块，导线截面: 1.5mm²
②24B外壳带6个模块，导线截面: 1mm²

① 24B Hoods/Housings With 6 Modules, Wire Gauge: 1.5mm²
② 24B Hoods/Housings With 6 Modules, Wire Gauge: 1mm²

冷压连接 / Crimp Termination



Inserts	Product Model	Order No.
Male	HMD-012-MC-1	1 007 04 0000067
Female	HMD-012-FC-1	1 007 04 0000068

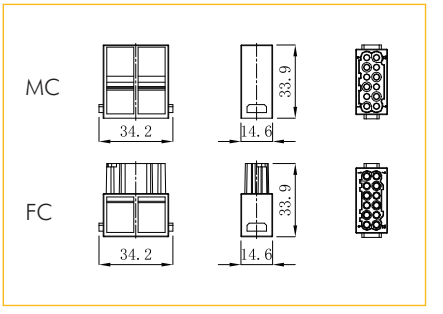

10A冷压针孔 / 10A Crimp Contacts

镀银 Silver Plated

Inserts	Product Model	Order No.	Inserts	Product Model	Order No.
Male	DSM-0.37	1 007 06 0000009	Female	DSF-0.37	1 007 07 0000009
	DSM-0.5	1 007 06 0000010		DSF-0.5	1 007 07 0000010
	DSM-0.75	1 007 06 0000011		DSF-0.75	1 007 07 0000011
	DSM-1.0	1 007 06 0000012		DSF-1.0	1 007 07 0000012
	DSM-1.5	1 007 06 0000013		DSF-1.5	1 007 07 0000013
	DSM-2.5	1 007 06 0000014		DSF-2.5	1 007 07 0000014

镀金 Gold Plated



Inserts	Product Model	Order No.	Inserts	Product Model	Order No.
Male	DGM-0.37	1 007 06 0000015	Female	DGF-0.37	1 007 07 0000015
	DGM-0.5	1 007 06 0000016		DGF-0.5	1 007 07 0000016
	DGM-0.75	1 007 06 0000017		DGF-0.75	1 007 07 0000017
	DGM-1.0	1 007 06 0000018		DGF-1.0	1 007 07 0000018
	DGM-1.5	1 007 06 0000019		DGF-1.5	1 007 07 0000019
	DGM-2.5	1 007 06 0000020		DGF-2.5	1 007 07 0000020

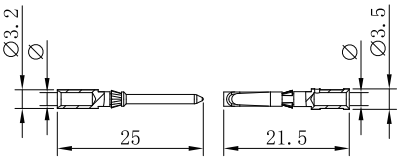

Wire gauge		Φ	Stripping length
0.14-0.37 mm²	AWG 26-22	0.9 mm	8 mm
0.5 mm²	AWG 20	1.1 mm	8 mm
0.75 mm²	AWG 18	1.3 mm	8 mm
1 mm²	AWG 18	1.45 mm	8 mm
1.5 mm²	AWG 16	1.75 mm	8 mm
2.5 mm²	AWG 14	2.25 mm	6 mm

HMDD-017 冷压型模块
Crimp Module 160V 10A

插芯 Inserts　　可与框架及其他所有模块产品组合使用 Combination With hinged Frame and Other Modules Possible.

技术参数 Technical Characteristics

规范	Specifications	DIN EN 60 664 / DIN EN 61 984
插芯	**Inserts**	
接插件针数	Number Of Contacts	17
依据 EN 61 984的电气数据	Electrical Data Acc. To EN 61 984	
额定电流	Rated Current	10A
额定电压	Rated Voltage	160V
额定脉冲电压	Rated Impulse Voltage	2.5KV
污染程度	Pollution Degree	3
绝缘电阻	Insulation Resistance	$\geq 10^{10}\Omega$
材料	Material	聚碳酸酯 Polycarbonate
工作温度范围	Limiting Temperatures	-40℃...+125℃
依据UL 94的阻燃等级	Flammability Acc. To UL 94	V0
可拔插次数	Mating Cycles	≥500
插针	**Contacts**	
材料	Material	铜合金 Copper Alloy
表面处理	Surface	镀银 Hard-Silver Plated 镀金 Hard-Gold Plated
接触电阻	Contact Resistance	≤3mΩ
冷压连接	Crimp Termination	
mm²	mm²	0.14-2.5mm²
AWG	AWG	26-14

电流负载能力
Current Carrying Capacity

电流负载能力所受的限制主要来自包含接插针的接插体可承受的最大温度。
测试和控制过程依据 DIN EN 60512-5。

The current carrying is limited by maximum temperature of materials for Inserts and contacts including terminals. Measuring and testing techniques according to DINEN 60512-5.

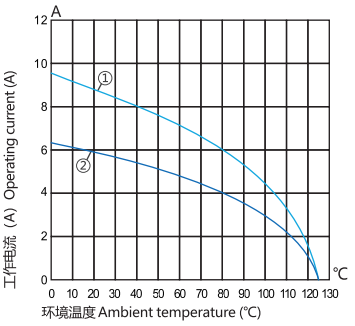

①24B外壳带6个模块，导线截面: 1.5mm²
②24B外壳带6个模块，导线截面: 1mm²

① 24B Hoods/Housings With 6 Modules, Wire Gauge: 1.5mm²
② 24B Hoods/Housings With 6 Modules, Wire Gauge: 1mm²

冷压连接 / Crimp Termination



Inserts	Product Model	Order No.
Male	HMDD-017-MC-1	1 007 04 0000069
Female	HMDD-017-FC-1	1 007 04 0000070

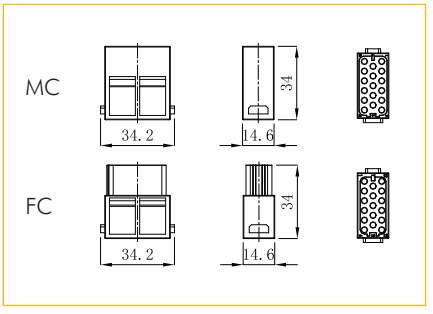

10A冷压针孔 / 10A Crimp Contacts

镀银 Silver Plated

Inserts	Product Model	Order No.	Inserts	Product Model	Order No.
Male	DSM-0.37	1 007 06 0000009	Female	DSF-0.37	1 007 07 0000009
	DSM-0.5	1 007 06 0000010		DSF-0.5	1 007 07 0000010
	DSM-0.75	1 007 06 0000011		DSF-0.75	1 007 07 0000011
	DSM-1.0	1 007 06 0000012		DSF-1.0	1 007 07 0000012
	DSM-1.5	1 007 06 0000013		DSF-1.5	1 007 07 0000013
	DSM-2.5	1 007 06 0000014		DSF-2.5	1 007 07 0000014

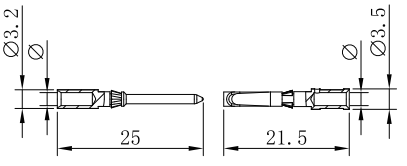

Wire gauge		Φ	Stripping length
0.14-0.37 mm²	AWG 26-22	0.9 mm	8 mm
0.5 mm²	AWG 20	1.1 mm	8 mm
0.75 mm²	AWG 18	1.3 mm	8 mm
1 mm²	AWG 18	1.45 mm	8 mm
1.5 mm²	AWG 16	1.75 mm	8 mm
2.5 mm²	AWG 14	2.25 mm	6 mm

镀金 Gold Plated

Inserts	Product Model	Order No.	Inserts	Product Model	Order No.
Male	DGM-0.37	1 007 06 0000015	Female	DGF-0.37	1 007 07 0000015
	DGM-0.5	1 007 06 0000016		DGF-0.5	1 007 07 0000016
	DGM-0.75	1 007 06 0000017		DGF-0.75	1 007 07 0000017
	DGM-1.0	1 007 06 0000018		DGF-1.0	1 007 07 0000018
	DGM-1.5	1 007 06 0000019		DGF-1.5	1 007 07 0000019
	DGM-2.5	1 007 06 0000020		DGF-2.5	1 007 07 0000020

HMDD-036 冷压型模块
Crimp Module 400V 10A

插芯 Inserts　　可与框架及其他所有模块产品组合使用 Combination With Hinged Frame and Other Modules Possible.

技术参数 Technical Characteristics

规范	Specifications	DIN EN 60 664 / DIN EN 61 984
插芯	**Inserts**	
接插件针数	Number Of Contacts	36
依据 EN 61 984的电气数据	Electrical Data Acc. To EN 61 984	
额定电流	Rated Current	10A
额定电压	Rated Voltage	400V
额定脉冲电压	Rated Impulse Voltage	6KV
污染程度	Pollution Degree	3
绝缘电阻	Insulation Resistance	$\geq 10^{10}\Omega$
材料	Material	聚碳酸酯 Polycarbonate
工作温度范围	Limiting Temperatures	-40℃...+125℃
依据UL 94的阻燃等级	Flammability Acc. To UL 94	V0
可拔插次数	Mating Cycles	≥500
插针	**Contacts**	
材料	Material	铜合金 Copper Alloy
表面处理	Surface	镀银 Hard-Silver Plated 镀金 Hard-Gold Plated
接触电阻	Contact Resistance	≤3mΩ
冷压连接	Crimp Termination	
mm^2	mm^2	0.14-2.5mm^2
AWG	AWG	26-14

冷压连接 / Crimp Termination



Inserts	Product Model	Order No.
Male	HMDD-036-MC-1	1 007 04 0000071
Female	HMDD-036-FC-1	1 007 04 0000072

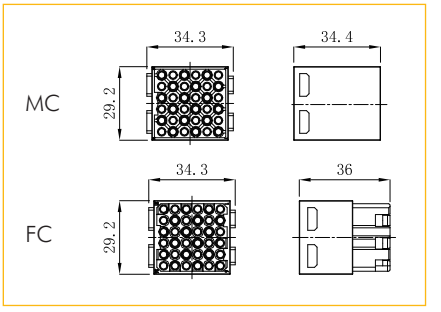

10A冷压针孔 / 10A Crimp Contacts

镀银 Silver Plated



Inserts	Product Model	Order No.	Inserts	Product Model	Order No.
Male	DSM-0.37	1 007 06 0000009	Female	DSF-0.37	1 007 07 0000009
	DSM-0.5	1 007 06 0000010		DSF-0.5	1 007 07 0000010
	DSM-0.75	1 007 06 0000011		DSF-0.75	1 007 07 0000011
	DSM-1.0	1 007 06 0000012		DSF-1.0	1 007 07 0000012
	DSM-1.5	1 007 06 0000013		DSF-1.5	1 007 07 0000013
	DSM-2.5	1 007 06 0000014		DSF-2.5	1 007 07 0000014

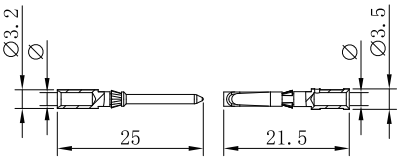

Wire gauge		Φ	Stripping length
0.14-0.37 mm^2	AWG 26-22	0.9 mm	8 mm
0.5 mm^2	AWG 20	1.1 mm	8 mm
0.75 mm^2	AWG 18	1.3 mm	8 mm
1 mm^2	AWG 18	1.45 mm	8 mm
1.5 mm^2	AWG 16	1.75 mm	8 mm
2.5 mm^2	AWG 14	2.25 mm	6 mm

镀金 Gold Plated

Inserts	Product Model	Order No.	Inserts	Product Model	Order No.
Male	DGM-0.37	1 007 06 0000015	Female	DGF-0.37	1 007 07 0000015
	DGM-0.5	1 007 06 0000016		DGF-0.5	1 007 07 0000016
	DGM-0.75	1 007 06 0000017		DGF-0.75	1 007 07 0000017
	DGM-1.0	1 007 06 0000018		DGF-1.0	1 007 07 0000018
	DGM-1.5	1 007 06 0000019		DGF-1.5	1 007 07 0000019
	DGM-2.5	1 007 06 0000020		DGF-2.5	1 007 07 0000020

HMDD-042 冷压型模块
Crimp Module 150V 10A

插芯 Inserts　　可与框架及其他所有模块产品组合使用 Combination With Hinged Frame and Other Modules Possible.

技术参数 Technical Characteristics

规范	Specifications	DIN EN 60 664 / DIN EN 61 984
插芯	**Inserts**	
接插件针数	Number Of Contacts	42
依据 EN 61 984的电气数据	Electrical Data Acc. To EN 61 984	
额定电流	Rated Current	10A
额定电压	Rated Voltage	150V
额定脉冲电压	Rated Impulse Voltage	2.5KV
污染程度	Pollution Degree	3
绝缘电阻	Insulation Resistance	$\geq 10^{10}\Omega$
材料	Material	聚碳酸酯 Polycarbonate
工作温度范围	Limiting Temperatures	-40℃...+125℃
依据UL 94的阻燃等级	Flammability Acc. To UL 94	V0
可拔插次数	Mating Cycles	≥500
插针	**Contacts**	
材料	Material	铜合金 Copper Alloy
表面处理	Surface	镀银 Hard-Silver Plated 镀金 Hard-Gold Plated
接触电阻	Contact Resistance	≤3mΩ
冷压连接	Crimp Termination	
mm²	mm²	0.14-2.5mm²
AWG	AWG	26-14

电流负载能力
Current Carrying Capacity

电流负载能力所受的限制主要来自包含接插针的接插体可承受的最大温度。
测试和控制过程依据 DIN EN 60512-5。

The current carrying is limited by maximum temperature of materials for Inserts and contacts including terminals. Measuring and testing techniques according to DINEN 60512-5.

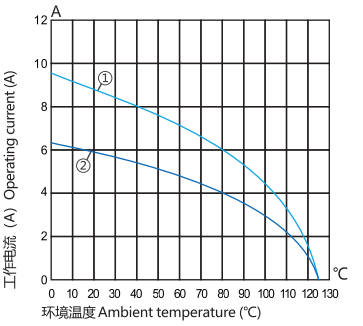

①24B外壳带3个模块，导线截面: 1.5mm²

① 24B Hoods/Housings With 3 Modules, Wire Gauge: 1.5mm²

冷压连接 / Crimp Termination



Inserts	Product Model	Order No.
Male	HMDD-042-MC-1	1 007 04 0000073
Female	HMDD-042-FC-1	1 007 04 0000074

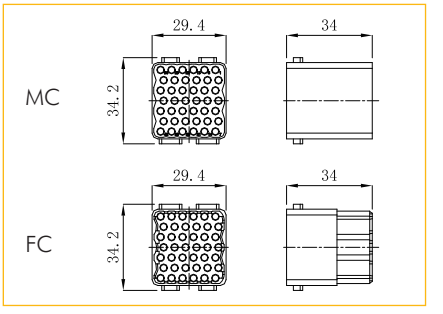

10A冷压针孔 / 10A Crimp Contacts

镀银 Silver Plated

Inserts	Product Model	Order No.	Inserts	Product Model	Order No.
Male	DSM-0.37	1 007 06 0000009	Female	DSF-0.37	1 007 07 0000009
	DSM-0.5	1 007 06 0000010		DSF-0.5	1 007 07 0000010
	DSM-0.75	1 007 06 0000011		DSF-0.75	1 007 07 0000011
	DSM-1.0	1 007 06 0000012		DSF-1.0	1 007 07 0000012
	DSM-1.5	1 007 06 0000013		DSF-1.5	1 007 07 0000013
	DSM-2.5	1 007 06 0000014		DSF-2.5	1 007 07 0000014

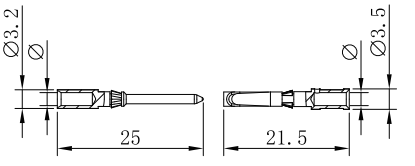

Wire gauge		Φ	Stripping length
0.14-0.37 mm²	AWG 26-22	0.9 mm	8 mm
0.5 mm²	AWG 20	1.1 mm	8 mm
0.75 mm²	AWG 18	1.3 mm	8 mm
1 mm²	AWG 18	1.45 mm	8 mm
1.5 mm²	AWG 16	1.75 mm	8 mm
2.5 mm²	AWG 14	2.25 mm	6 mm



镀金 Gold Plated

Inserts	Product Model	Order No.	Inserts	Product Model	Order No.
Male	DGM-0.37	1 007 06 0000015	Female	DGF-0.37	1 007 07 0000015
	DGM-0.5	1 007 06 0000016		DGF-0.5	1 007 07 0000016
	DGM-0.75	1 007 06 0000017		DGF-0.75	1 007 07 0000017
	DGM-1.0	1 007 06 0000018		DGF-1.0	1 007 07 0000018
	DGM-1.5	1 007 06 0000019		DGF-1.5	1 007 07 0000019
	DGM-2.5	1 007 06 0000020		DGF-2.5	1 007 07 0000020

HMDB-009 冷压型模块
Crimp Module 50V 5A

插芯 Inserts　　可与框架及其他所有模块产品组合使用 Combination With Hinged Frame and Other Modules Possible.

技术参数 Technical Characteristics

规范	Specifications	DIN EN 60 664 / DIN EN 61 984
插芯	**Inserts**	
接插件针数	Number Of Contacts	9
依据 EN 61 984的电气数据	Electrical Data Acc. To EN 61 984	
额定电流	Rated Current	5A
额定电压	Rated Voltage	50V
额定脉冲电压	Rated Impulse Voltage	0.8KV
污染程度	Pollution Degree	3
绝缘电阻	Insulation Resistance	$\geq 10^{10}\Omega$
材料	Material	聚碳酸酯 Polycarbonate
工作温度范围	Limiting Temperatures	-40℃...+125℃
依据UL 94的阻燃等级	Flammability Acc. To UL 94	V0
可拔插次数	Mating Cycles	≥500
插针	**Contacts**	
材料	Material	铜合金 Copper Alloy
表面处理	Surface	镀银 Hard-Silver Plated 镀金 Hard-Gold Plated
接触电阻	Contact Resistance	≤3mΩ
冷压连接	Crimp Termination	
mm²	mm²	0.09-0.82mm²
AWG	AWG	28-18

电流负载能力
Current Carrying Capacity

电流负载能力所受的限制主要来自包含接插针的接插体可承受的最大温度。
测试和控制过程依据 DIN EN 60512-5。

The current carrying is limited by maximum temperature of materials for Inserts and contacts including terminals. Measuring and testing techniques according to DINEN 60512-5.

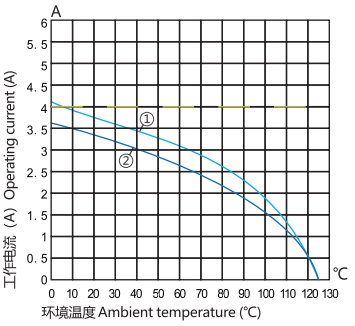

①24B外壳带6个模块，导线截面: 0.5mm²
②24B外壳带6个模块，导线截面: 0.5mm²

① 24B Hoods/Housings With 6 Modules, Wire Gauge: 0.5mm²
② 24B Hoods/Housings With 6 Modules, Wire Gauge: 0.5mm²

冷压连接 / Crimp Termination

Inserts	Product Model	Order No.
Male	HMDB-009-MC-1	1 007 04 0000083
Female	HMDB-009-FC-1	1 007 04 0000084

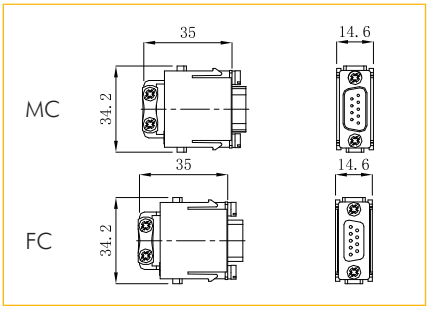

5A冷压针孔 / 5A Crimp Contacts



镀银 Silver Plated

Inserts	Product Model	Order No.	Inserts	Product Model	Order No.
Male	SSM-0.25	1 007 06 0000001	Female	SSF-0.25	1 007 07 0000001
	SSM-0.33	1 007 06 0000002		SSF-0.33	1 007 07 0000002
	SSM-0.52	1 007 06 0000003		SSF-0.52	1 007 07 0000003
	SSM-0.82	1 007 06 0000004		SSF-0.82	1 007 07 0000004

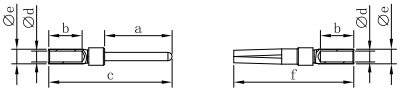

Wire gauge		Stripping length
0.09-0.25 mm²	AWG 28-24	5 mm
0.13-0.33 mm²	AWG 26-22	5 mm
0.33-0.52 mm²	AWG 22-20	5 mm
0.52-0.82 mm²	AWG 22-18	5 mm

镀金 Gold Plated

Inserts	Product Model	Order No.	Inserts	Product Model	Order No.
Male	SGM-0.25	1 007 06 0000005	Female	SGF-0.25	1 007 07 0000005
	SGM-0.33	1 007 06 0000006		SGF-0.33	1 007 07 0000006
	SGM-0.52	1 007 06 0000007		SGF-0.52	1 007 07 0000007
	SGM-0.82	1 007 06 0000008		SGF-0.82	1 007 07 0000008

HMHD-025 冷压型模块
Crimp Module 50V 4A

插芯 Inserts　　可与框架及其他所有模块产品组合使用 Combination With Hinged Frame and Other Modules Possible.

技术参数 Technical Characteristics

规范	Specifications	DIN EN 60 664 / DIN EN 61 984
插芯	**Inserts**	
接插件针数	Number Of Contacts	25
依据 EN 61 984的电气数据	Electrical Data Acc. To EN 61 984	
额定电流	Rated Current	4A
额定电压	Rated Voltage	50V
额定脉冲电压	Rated Impulse Voltage	0.8KV
污染程度	Pollution Degree	3
绝缘电阻	Insulation Resistance	$\geq 10^{10}\Omega$
材料	Material	聚碳酸酯 Polycarbonate
工作温度范围	Limiting Temperatures	-40℃...+125℃
依据UL 94的阻燃等级	Flammability Acc. To UL 94	V0
可拔插次数	Mating Cycles	≥500
插针	**Contacts**	
材料	Material	铜合金 Copper Alloy
表面处理	Surface	镀银 Hard-Silver Plated 镀金 Hard-Gold Plated
接触电阻	Contact Resistance	≤3mΩ
冷压连接	Crimp Termination	
mm^2	mm^2	0.09-0.52mm^2
AWG	AWG	28-20

电流负载能力
Current Carrying Capacity

电流负载能力所受的限制主要来自包含接插针的接插体可承受的最大温度。
测试和控制过程依据 DIN EN 60512-5。

The current carrying is limited by maximum temperature of materials for Inserts and contacts including terminals. Measuring and testing techniques according to DINEN 60512-5.

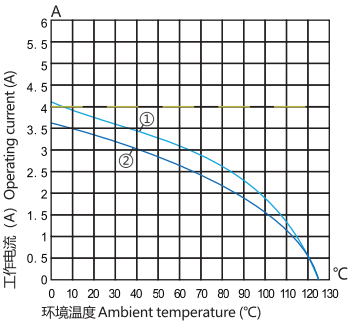

①24B外壳带6个模块，导线截面: 0.5mm^2（车削针）
②24B外壳带6个模块，导线截面: 0.5mm^2（冲压针）

① 24B Hoods/Housings With 6 Modules, Wire Gauge: 0.5mm^2
② 24B Hoods/Housings With 6 Modules, Wire Gauge: 0.5mm^2

冷压连接 / Crimp Termination



Inserts	Product Model	Order No.
Male	HMHD-025-MC-1	1 007 04 0000075
Female	HMHD-025-FC-1	1 007 04 0000076

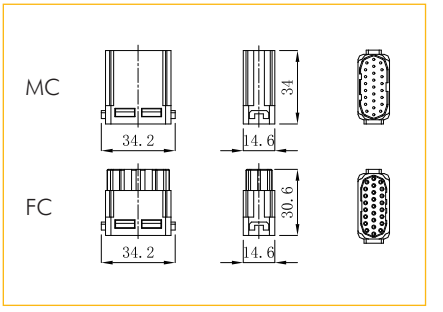

5A冷压针孔 / 5A Crimp Contacts

镀银 Silver Plated

Inserts	Product Model	Order No.	Inserts	Product Model	Order No.
Male	SSM-0.25	1 007 06 0000001	Female	SSF-0.25	1 007 07 0000001
	SSM-0.33	1 007 06 0000002		SSF-0.33	1 007 07 0000002
	SSM-0.52	1 007 06 0000003		SSF-0.52	1 007 07 0000003
	SSM-0.82	1 007 06 0000004		SSF-0.82	1 007 07 0000004

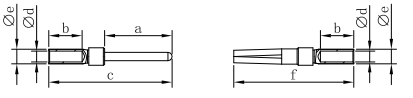

Wire gauge		Stripping length
0.09-0.25 mm^2	AWG 28-24	5 mm
0.13-0.33 mm^2	AWG 26-22	5 mm
0.33-0.52 mm^2	AWG 22-20	5 mm
0.52-0.82 mm^2	AWG 22-18	5 mm

镀金 Gold Plated

Inserts	Product Model	Order No.	Inserts	Product Model	Order No.
Male	SGM-0.25	1 007 06 0000005	Female	SGF-0.25	1 007 07 0000005
	SGM-0.33	1 007 06 0000006		SGF-0.33	1 007 07 0000006
	SGM-0.52	1 007 06 0000007		SGF-0.52	1 007 07 0000007
	SGM-0.82	1 007 06 0000008		SGF-0.82	1 007 07 0000008

HMHD-036 冷压型模块
Crimp Module 50V 4A

插芯 Inserts　　可与框架及其他所有模块产品组合使用 Combination With Hinged Frame and Other Modules Possible.

技术参数 Technical Characteristics

规范	Specifications	DIN EN 60 664 / DIN EN 61 984
插芯	**Inserts**	
接插件针数	Number Of Contacts	36
依据 EN 61 984的电气数据	Electrical Data Acc. To EN 61 984	
额定电流	Rated Current	4A
额定电压	Rated Voltage	50V
额定脉冲电压	Rated Impulse Voltage	0.8KV
污染程度	Pollution Degree	3
绝缘电阻	Insulation Resistance	$\geq 10^{10}\Omega$
材料	Material	聚碳酸酯 Polycarbonate
工作温度范围	Limiting Temperatures	-40℃...+125℃
依据UL 94的阻燃等级	Flammability Acc. To UL 94	V0
可拔插次数	Mating Cycles	≥500
插针	**Contacts**	
材料	Material	铜合金 Copper Alloy
表面处理	Surface	镀银 Hard-Silver Plated 镀金 Hard-Gold Plated
接触电阻	Contact Resistance	≤3mΩ
冷压连接	Crimp Termination	
mm^2	mm^2	0.09-0.52mm^2
AWG	AWG	28-20

冷压连接 / Crimp Termination



Inserts	Product Model	Order No.
Male	HMHD-036-MC-1	1 007 04 0000077
Female	HMHD-036-FC-1	1 007 04 0000078

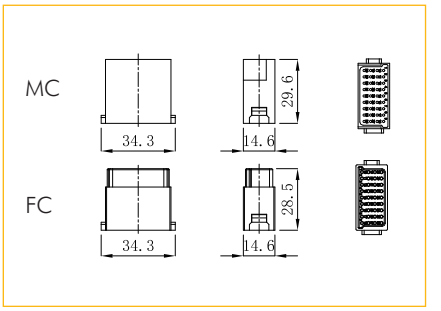

5A冷压针孔 / 5A Crimp Contacts



镀银 Silver Plated

Inserts	Product Model	Order No.	Inserts	Product Model	Order No.
Male	SSM-0.25	1 007 06 0000001	Female	SSF-0.25	1 007 07 0000001
	SSM-0.33	1 007 06 0000002		SSF-0.33	1 007 07 0000002
	SSM-0.52	1 007 06 0000003		SSF-0.52	1 007 07 0000003
	SSM-0.82	1 007 06 0000004		SSF-0.82	1 007 07 0000004

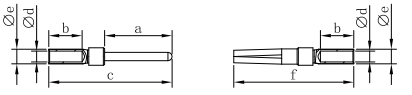

Wire gauge		Stripping length
0.09-0.25 mm^2	AWG 28-24	5 mm
0.13-0.33 mm^2	AWG 26-22	5 mm
0.33-0.52 mm^2	AWG 22-20	5 mm
0.52-0.82 mm^2	AWG 22-18	5 mm

镀金 Gold Plated

Inserts	Product Model	Order No.	Inserts	Product Model	Order No.
Male	SGM-0.25	1 007 06 0000005	Female	SGF-0.25	1 007 07 0000005
	SGM-0.33	1 007 06 0000006		SGF-0.33	1 007 07 0000006
	SGM-0.52	1 007 06 0000007		SGF-0.52	1 007 07 0000007
	SGM-0.82	1 007 06 0000008		SGF-0.82	1 007 07 0000008

HM-RJ45 模块
RJ45 Module 50V 1A

插芯 Inserts　　可与框架及其他所有模块产品组合使用 Combination With Hinged Frame and Other Modules Possible.

技术参数 Technical Characteristics

规范	Specifications	DIN EN 60 664 / DIN EN 61 984
插芯	Inserts	
接插件针数	Number Of Contacts	8
依据 EN 61 984的电气数据	Electrical Data Acc. To EN 61 984	
额定电流	Rated Current	1A
额定电压	Rated Voltage	50V
额定脉冲电压	Rated Impulse Voltage	0.8KV
污染程度	Pollution Degree	3
传输特性	Transmission Features	上超6类可达500 MHz 依据 ISO/IEC 24 702　ISO/IEC 11 801 Category 6 /Class E Up To 500 MHz; Acc. To ISO/IEC 11 801:2002 and EN 50 173-1 ISO/ICE24 702
传输速率	Transmission Fate	10/100/1000 Mbit/s、10Gbit/s
绝缘电阻	Insulation Resistance	$\geq 10^{10}\Omega$
材料	Material	聚碳酸酯 Polycarbonate
工作温度范围	Limiting Temperatures	-40℃...+85℃
依据UL 94的阻燃等级	Flammability Acc. To UL 94	V0
可拔插次数	Mating Cycles	≥500

插芯 用于接缆线 / Inserts for patch cable



Inserts	Product Model	Order No.
Male	HM-RJ45-M-1	1 007 04 0000085
Female	HM-RJ45-F-1	1 007 04 0000086

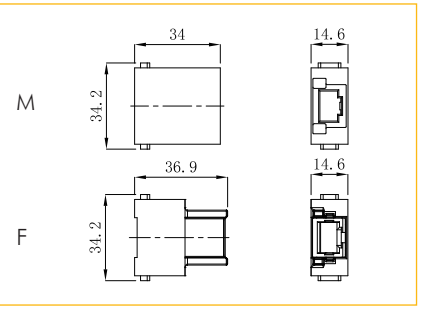

适配器 / Adapter



Inserts	Product Model	Order No.
与公插芯搭配 go with male insert	HM-RJ45-APT-1	1 007 04 0000087

仅用于标准电缆接线

插芯 Inserts　　可与框架及其他所有模块产品组合使用 Combination With Hinged Frame and Other Modules Possible.

技术参数 Technical Characteristics

规范	Specifications	DIN EN 60 664 / DIN EN 61 984
插芯	Inserts	
接插件针数	Number Of Contacts	8
依据 EN 61 984的电气数据	Electrical Data Acc. To EN 61 984	
额定电流	Rated Current	10A
额定电压	Rated Voltage	50V
额定脉冲电压	Rated Impulse Voltage	0.8KV
污染程度	Pollution Degree	3
绝缘电阻	Insulation Resistance	$\geq 10^{10}\Omega$
材料	Material	锌合金+聚碳酸酯 Nickel-plated Zinc+Polycarbonate
工作温度范围	Limiting Temperatures	-40℃...+125℃
依据UL 94的阻燃等级	Flammability Acc. To UL 94	V0
可拔插次数	Mating Cycles	≥500
插针	Contacts	
材料	Material	铜合金 Copper Alloy
表面处理	Surface	镀银/镀金 Silver Plated/Gold Plated
接触电阻	Contact Resistance	≤3mΩ
冷压连接	Crimp Termination	
mm^2	mm^2	0.14-2.5mm^2

HMMB-008 冷压型模块
Crimp Module 50V 10A

插芯 Inserts　　可与框架及其他所有模块产品组合使用 Combination With Hinged Frame and Other Modules Possible.

冷压连接 / Crimp Termination



Inserts	Product Model	Order No.
Male	HMMB-008-MC-1	1 007 04 0000095
Female	HMMB-008-FC-1	1 007 04 0000094

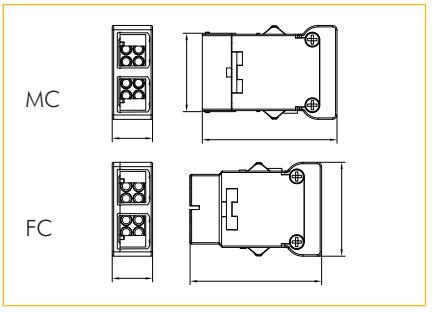

10A冷压针孔 / 10A Crimp Contacts

镀银 Silver Plated

Inserts	Product Model	Order No.	Inserts	Product Model	Order No.
Male	DSM-0.37	1 007 06 0000009	Female	DSF-0.37	1 007 07 0000009
	DSM-0.5	1 007 06 0000010		DSF-0.5	1 007 07 0000010
	DSM-0.75	1 007 06 0000011		DSF-0.75	1 007 07 0000011
	DSM-1.0	1 007 06 0000012		DSF-1.0	1 007 07 0000012
	DSM-1.5	1 007 06 0000013		DSF-1.5	1 007 07 0000013
	DSM-2.5	1 007 06 0000014		DSF-2.5	1 007 07 0000014

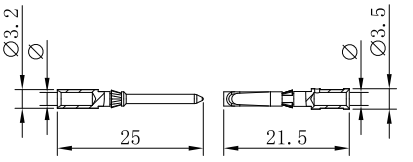

Wire gauge		Φ	Stripping length
0.14-0.37 mm²	AWG 26-22	0.9 mm	8 mm
0.5 mm²	AWG 20	1.1 mm	8 mm
0.75 mm²	AWG 18	1.3 mm	8 mm
1 mm²	AWG 18	1.45 mm	8 mm
1.5 mm²	AWG 16	1.75 mm	8 mm
2.5 mm²	AWG 14	2.25 mm	6 mm

镀金 Gold Plated

Inserts	Product Model	Order No.	Inserts	Product Model	Order No.
Male	DGM-0.37	1 007 06 0000015	Female	DGF-0.37	1 007 07 0000015
	DGM-0.5	1 007 06 0000016		DGF-0.5	1 007 07 0000016
	DGM-0.75	1 007 06 0000017		DGF-0.75	1 007 07 0000017
	DGM-1.0	1 007 06 0000018		DGF-1.0	1 007 07 0000018
	DGM-1.5	1 007 06 0000019		DGF-1.5	1 007 07 0000019
	DGM-2.5	1 007 06 0000020		DGF-2.5	1 007 07 0000020

配件 / Accessory



Designation	Product Model	Order No.
适配器 Adapter	HMMB-AM-M	1 007 04 0000100
	HMMB-AM-F	1 007 04 0000101

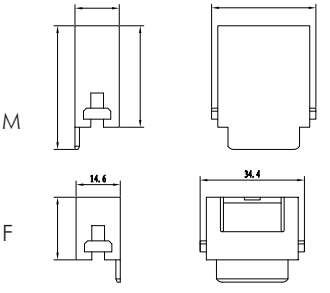

Designation	Product Model	Size A&B	Order No.
电缆卡夹 Cabie clamp	HM-CLP5-7	5-7&18 mm	1 007 08 0000013
	HM-CLP7-10	7-10&18 mm	1 007 08 0000019

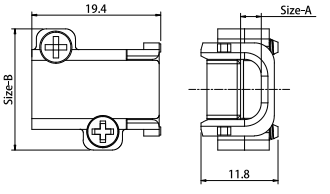

插芯 Inserts　　可与框架及其他所有模块产品组合使用 Combination With Hinged Frame and Other Modules Possible.

技术参数 Technical Characteristics

规范	Specifications	DIN EN 60 664 / DIN EN 61 984
插芯	Inserts	
接插件针数	Number Of Contacts	8
依据 EN 61 984的电气数据	Electrical Data Acc. To EN 61 984	
额定电流	Rated Current	5A
额定电压	Rated Voltage	50V
额定脉冲电压	Rated Impulse Voltage	0.8KV
污染程度	Pollution Degree	3
绝缘电阻	Insulation Resistance	$\geq 10^{10}\Omega$
材料	Material	锌合金+聚碳酸酯 Nickel-plated Zinc+Polycarbonate
工作温度范围	Limiting Temperatures	-40℃...+125℃
依据UL 94的阻燃等级	Flammability Acc. To UL 94	V0
可拔插次数	Mating Cycles	≥500
插针	Contacts	
材料	Material	铜合金 Copper Alloy
表面处理	Surface	镀银/镀金 Silver Plated/Gold Plated
接触电阻	Contact Resistance	≤3mΩ
冷压连接	Crimp Termination	
mm^2	mm^2	0.09-0.82mm^2

HMGB-008 冷压型模块
Crimp Module 50V 5A

插芯 Inserts　　可与框架及其他所有模块产品组合使用 Combination With Hinged Frame and Other Modules Possible.

冷压连接 / Crimp Termination



Inserts	Product Model	Order No.
Male	HMGB-008-MC-1	1 007 04 0000096
Female	HMGB-008-FC-1	1 007 04 0000097

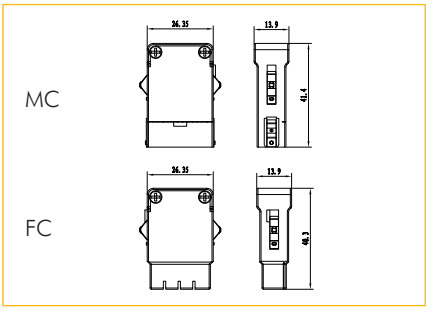

5A冷压针孔 / 5A Crimp Contacts



镀银 Silver Plated

Inserts	Product Model	Order No.	Inserts	Product Model	Order No.
Male	SSM-0.25	1 007 06 0000001	Female	SSF-0.25	1 007 07 0000001
	SSM-0.33	1 007 06 0000002		SSF-0.33	1 007 07 0000002
	SSM-0.52	1 007 06 0000003		SSF-0.52	1 007 07 0000003
	SSM-0.82	1 007 06 0000004		SSF-0.82	1 007 07 0000004

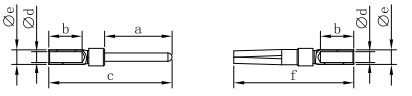

Wire gauge		Stripping length
0.09-0.25 mm²	AWG 28-24	5 mm
0.13-0.33 mm²	AWG 26-22	5 mm
0.33-0.52 mm²	AWG 22-20	5 mm
0.52-0.82 mm²	AWG 22-18	5 mm

镀金 Gold Plated

Inserts	Product Model	Order No.	Inserts	Product Model	Order No.
Male	SGM-0.25	1 007 06 0000005	Female	SGF-0.25	1 007 07 0000005
	SGM-0.33	1 007 06 0000006		SGF-0.33	1 007 07 0000006
	SGM-0.52	1 007 06 0000007		SGF-0.52	1 007 07 0000007
	SGM-0.82	1 007 06 0000008		SGF-0.82	1 007 07 0000008

配件 / Accessory



Designation	Product Model	Order No.
适配器 Adapter	HMMB-AM-M	1 007 04 0000100
	HMMB-AM-F	1 007 04 0000101

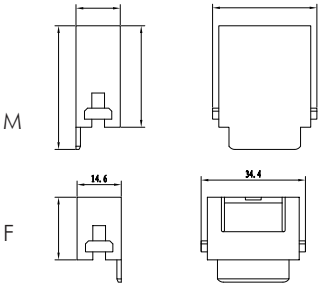

Designation	Product Model	Size A&B	Order No.
电缆卡夹 Cabie clamp	HM-CLP5-7	5-7&18 mm	1 007 08 0000013
	HM-CLP7-10	7-10&18 mm	1 007 08 0000019
	HM-CLP9-12	9-12&18.5 mm	1 007 08 0000020

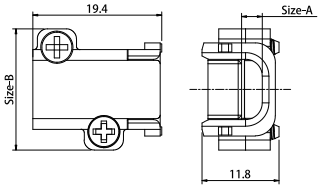

HMP-002 气动模块
Pneumatic Module

插芯 Inserts　　可与框架及其他所有模块产品组合使用 Combination With Hinged Frame and Other Modules Possible.

技术参数 Technical Characteristics

规范	Specifications	DIN EN 60 664 / DIN EN 61 984
插芯	Inserts	
接插件针数	Number Of Contacts	2
材料	Material	聚碳酸酯 Polycarbonate
工作温度范围	Limiting Temperatures	-40℃...+80℃
依据UL 94的阻燃等级	Flammability Acc. To UL 94	V0
可拔插次数	Mating Cycles	≥500
插针	Contacts	
材料	Material	聚甲醛 Delrin Acetal
颜色	Colour	黑色 Black
软管连接	Tube Termination Internal	
内径	Diameter (id)	6.0mm/1/4"
工作压力	Working Pressure	最大(Up To) 8 Bar/116 Psi
密封圈	Sealing	
材料	Material	氟橡胶 FPM
闭锁阀	Shut Off Valve	
材料	Material	聚甲醛 Polyformaldehyde

气动模块 / Pneumatic Module

Product Model	Order No.
HMP-002	1 007 04 0000104

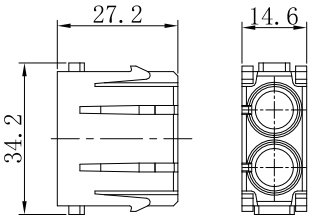

针 用于气管内径(ID) / For Outer Diameter (OD)

Inserts	Description	ID	Product Model	Order No.
Male	Without Shut Off	6.0mm	PCM-6.0	1 007 04 0000105
Female	Without Shut Off	6.0mm	PCF-6.0	1 007 04 0000106

针 用于气管内径(ID) / For Outer Diameter (OD)

Inserts	Description	ID	Product Model	Order No.
Female	Shut Off	6.0mm	PCFS-6.0	1 007 04 0000107

HMP-003 气动模块
Pneumatic Module

插芯 Inserts　　可与框架及其他所有模块产品组合使用 Combination With Hinged Frame and Other Modules Possible.

技术参数 Technical Characteristics

规范	Specifications	DIN EN 60 664 / DIN EN 61 984
插芯	Inserts	
接插件针数	Number Of Contacts	3
材料	Material	聚碳酸酯 Polycarbonate
工作温度范围	Limiting Temperatures	-40℃...+80℃
依据UL 94的阻燃等级	Flammability Acc. To UL 94	V0
可拔插次数	Mating Cycles	≥500
插针	Contacts	
材料	Material	聚甲醛 Delrin Acetal
颜色	Colour	黑色 Black
软管连接	Tube Termination Internal	
内径	Diameter (id)	1.6mm/1/16 " 3mm 4mm/1/8 "
工作压力	Working Pressure	最大(Up To) 8 Bar/116 Psi
密封圈	Sealing	
材料	Material	氟橡胶 FPM
闭锁阀	Shut Off Valve	
材料	Material	聚甲醛 Polyformaldehyde

气动模块 / Pneumatic Module



Product Model	Order No.
HMP-003	1 007 04 0000108

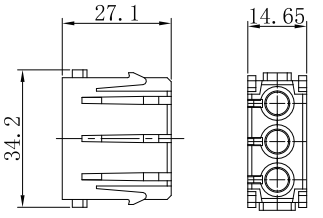

针 用于气管内径(ID) / For Outer Diameter (OD)

Inserts	Description	ID	Product Model	Order No.
Male	Without Shut Off	1.6mm	PCM-1.6	1 007 04 0000109
	Without Shut Off	3.0mm	PCM-3.0	1 007 04 0000110
	Without Shut Off	4.0mm	PCM-4.0	1 007 04 0000111
Female	Without Shut Off	1.6mm	PCF-1.6	1 007 04 0000112
	Without Shut Off	3.0mm	PCF-3.0	1 007 04 0000113
	Without Shut Off	4.0mm	PCF-4.0	1 007 04 0000114

针 用于气管内径(ID) / For Outer Diameter (OD)

Inserts	Description	ID	Product Model	Order No.
Female	Shut Off	1.6mm	PCFS-1.6	1 007 04 0000115
	Shut Off	3.0mm	PCFS-3.0	1 007 04 0000116
	Shut Off	4.0mm	PCFS-4.0	1 007 04 0000117

HMP-003-V2 金属气动针模块
Metal Pneumatic Module

插芯 Inserts　　可与框架及其他所有模块产品组合使用 Combination With Hinged Frame and Other Modules Possible.

技术参数 Technical Characteristics

规范	Specifications	DIN EN 60 664 / DIN EN 61 984
插芯	Inserts	
接插件针数	Number Of Contacts	3
材料	Material	聚碳酸酯 Polycarbonate
工作温度范围	Limiting Temperatures	-40℃...+80℃
依据UL 94的阻燃等级	Flammability Acc. To UL 94	V0
可拔插次数	Mating Cycles	≥500
插针	Contacts	
材料	Material	铜 Copper
颜色	Colour	镀镍 Nickel Plating
软管连接	Tube Termination Internal	
外径	Outer Diameter (OD)	3.0mm 4.0mm 6.0mm
工作压力	Working Pressure	Up To 10 bar/145 Psi
密封圈	Sealing	
材料	Material	氟橡胶 FPM
闭锁阀	Shut Off Valve	
材料	Material	聚甲醛 Polyformaldehyde

金属气动针模块 / Pneumatic Module



Product Model	Order No.
HMP-003-V2	1 007 04 0000120

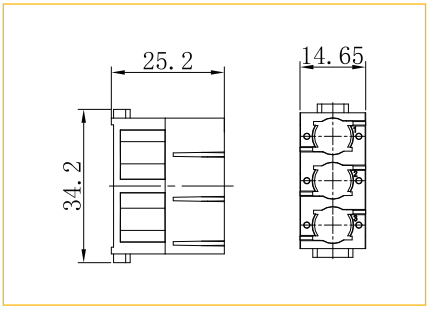

针 用于气管内径(ID) / For Outer Diameter (OD)

Inserts	Description	ID	Product Model	Order No.
Male	Without Shut Off	3.0 mm	MPCM-OD3.0	1 007 06 0000059
	Without Shut Off	4.0 mm	MPCM-OD4.0	1 007 06 0000060
	Without Shut Off	6.0 mm	MPCM-OD6.0	1 007 06 0000061
Female	Without Shut Off	3.0 mm	MPCF-OD3.0	1 007 07 0000059
	Without Shut Off	4.0 mm	MPCF-OD4.0	1 007 07 0000060
	Without Shut Off	6.0 mm	MPCF-OD6.0	1 007 07 0000061

针 用于气管内径(ID) / For Outer Diameter (OD)

Inserts	Description	ID	Product Model	Order No.
Female	Shut Off	3.0 mm	MPCFS-OD3.0	1 007 07 0000062
	Shut Off	4.0 mm	MPCFS-OD4.0	1 007 07 0000063
	Shut Off	6.0 mm	MPCFS-OD6.0	1 007 07 0000064

插芯 Inserts　可与框架及其他所有模块产品组合使用 Combination With Hinged Frame and Other Modules Possible.

技术参数 Technical Characteristics

规范	Specifications	DIN EN 60 664 / DIN EN 61 984
插芯	Inserts	
接插件针数	Number Of Contacts	4+PE
依据 EN 61 984的电气数据	Electrical Data Acc. To EN 61 984	
额定电流	Rated Current	10A
额定电压	Rated Voltage	50V
额定脉冲电压	Rated Impulse Voltage	0.8KV
污染程度	Pollution Degree	3
绝缘电阻	Insulation Resistance	$\geq 10^{10}\Omega$
材料	Material	锌合金（镀镍） Nickel-plated Zinc+PC
工作温度范围	Limiting Temperatures	-40℃...+125℃
依据UL 94的阻燃等级	Flammability Acc. To UL 94	V0
可拔插次数	Mating Cycles	≥500
插针	Contacts	
材料	Material	铜合金 Copper Alloy
表面处理	Surface	镀银/镀金 Silver Plated/Gold Plated
接触电阻	Contact Resistance	≤3mΩ
冷压连接	Crimp Termination	
mm^2	mm^2	0.14-2.5mm^2

HMQ-004 冷压型模块
Crimp Module 50V 10A

插芯 Inserts　　可与框架及其他所有模块产品组合使用 Combination With Hinged Frame and Other Modules Possible.

冷压连接 / Crimp Termination

Inserts	Product Model	Order No.
Male	HMQ-004-MC	1 007 04 0000140
Female	HMQ-004-FC	1 007 04 0000139

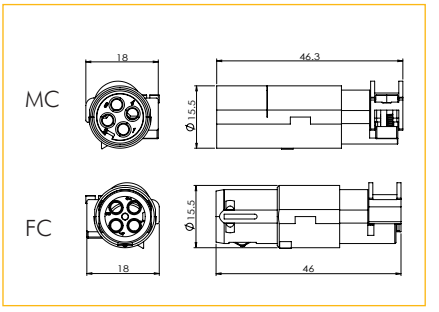

10A冷压针孔 / 10A Crimp Contacts



镀银 Silver Plated

Inserts	Product Model	Order No.	Inserts	Product Model	Order No.
Male	DSM-0.37	1 007 06 0000009	Female	DSF-0.37	1 007 07 0000009
	DSM-0.5	1 007 06 0000010		DSF-0.5	1 007 07 0000010
	DSM-0.75	1 007 06 0000011		DSF-0.75	1 007 07 0000011
	DSM-1.0	1 007 06 0000012		DSF-1.0	1 007 07 0000012
	DSM-1.5	1 007 06 0000013		DSF-1.5	1 007 07 0000013
	DSM-2.5	1 007 06 0000014		DSF-2.5	1 007 07 0000014

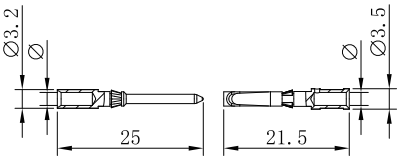

Wire gauge		Φ	Stripping length
0.14-0.37 mm²	AWG 26-22	0.9 mm	8 mm
0.5 mm²	AWG 20	1.1 mm	8 mm
0.75 mm²	AWG 18	1.3 mm	8 mm
1 mm²	AWG 18	1.45 mm	8 mm
1.5 mm²	AWG 16	1.75 mm	8 mm
2.5 mm²	AWG 14	2.25 mm	6 mm

镀金 Gold Plated

Inserts	Product Model	Order No.	Inserts	Product Model	Order No.
Male	DGM-0.37	1 007 06 0000015	Female	DGF-0.37	1 007 07 0000015
	DGM-0.5	1 007 06 0000016		DGF-0.5	1 007 07 0000016
	DGM-0.75	1 007 06 0000017		DGF-0.75	1 007 07 0000017
	DGM-1.0	1 007 06 0000018		DGF-1.0	1 007 07 0000018
	DGM-1.5	1 007 06 0000019		DGF-1.5	1 007 07 0000019
	DGM-2.5	1 007 06 0000020		DGF-2.5	1 007 07 0000020

配件 / Accessory

Designation	Product Model	Order No.
Quintax两位适配器锁片 Quintax two-position adapter locking plate	HMQM-APT-2M	1 007 08 0000014

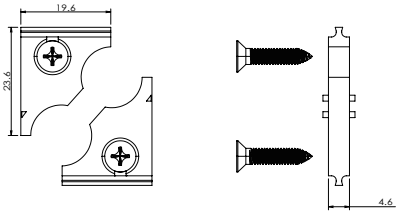



Designation	Product Model	Order No.
Quintax两位适配器 Quintax two-position adapter	HMQM-002-M	1 007 04 0000133
	HMQM-002-F	1 007 04 0000134

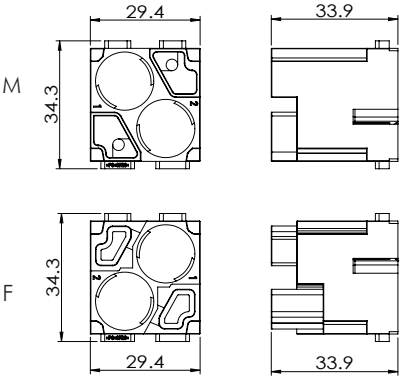

插芯 Inserts　　可与框架及其他所有模块产品组合使用 Combination With Hinged Frame and Other Modules Possible.

技术参数 Technical Characteristics

规范	Specifications	DIN EN 60 664 / DIN EN 61 984
插芯	Inserts	
接插件针数	Number Of Contacts	8+PE
依据 EN 61 984的电气数据	Electrical Data Acc. To EN 61 984	
额定电流	Rated Current	5A
额定电压	Rated Voltage	50V
额定脉冲电压	Rated Impulse Voltage	0.8KV
污染程度	Pollution Degree	3
绝缘电阻	Insulation Resistance	$\geq 10^{10}\Omega$
材料	Material	锌合金（镀镍） Nickel-plated Zinc+PC
工作温度范围	Limiting Temperatures	-40℃...+125℃
依据UL 94的阻燃等级	Flammability Acc. To UL 94	V0
可拔插次数	Mating Cycles	≥500
插针	Contacts	
材料	Material	铜合金 Copper Alloy
表面处理	Surface	镀银/镀金 Silver Plated/Gold Plated
接触电阻	Contact Resistance	≤3mΩ
冷压连接	Crimp Termination	
mm^2	mm^2	0.09-0.82mm^2

HMQ-008 冷压型模块
Crimp Module 50V 5A

插芯 Inserts　　可与框架及其他所有模块产品组合使用 Combination With Hinged Frame and Other Modules Possible.

冷压连接 / Crimp Termination

Inserts	Product Model	Order No.
Male	HMQ-008-MC	1 007 04 0000142
Female	HMQ-008-FC	1 007 04 0000141

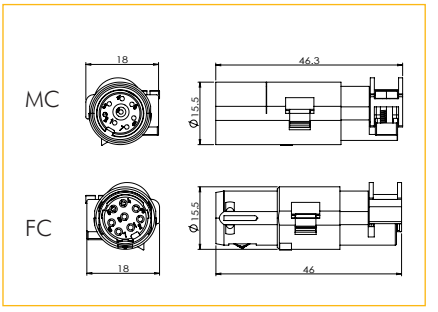

5A冷压针孔 / 5A Crimp Contacts



镀银 Silver Plated

Inserts	Product Model	Order No.	Inserts	Product Model	Order No.
Male	SSM-0.25	1 007 06 0000001	Female	SSF-0.25	1 007 07 0000001
	SSM-0.33	1 007 06 0000002		SSF-0.33	1 007 07 0000002
	SSM-0.52	1 007 06 0000003		SSF-0.52	1 007 07 0000003
	SSM-0.82	1 007 06 0000004		SSF-0.82	1 007 07 0000004

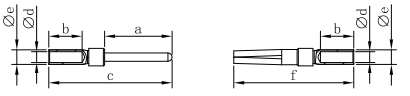

Wire gauge		Stripping length
0.09-0.25 mm²	AWG 28-24	5 mm
0.13-0.33 mm²	AWG 26-22	5 mm
0.33-0.52 mm²	AWG 22-20	5 mm
0.52-0.82 mm²	AWG 22-18	5 mm

镀金 Gold Plated

Inserts	Product Model	Order No.	Inserts	Product Model	Order No.
Male	SGM-0.25	1 007 06 0000005	Female	SGF-0.25	1 007 07 0000005
	SGM-0.33	1 007 06 0000006		SGF-0.33	1 007 07 0000006
	SGM-0.52	1 007 06 0000007		SGF-0.52	1 007 07 0000007
	SGM-0.82	1 007 06 0000008		SGF-0.82	1 007 07 0000008

配件 / Accessory

Designation	Product Model	Order No.
Quintax两位适配器锁片 Quintax two-position adapter locking plate	HMQM-APT-2M	1 007 08 0000014

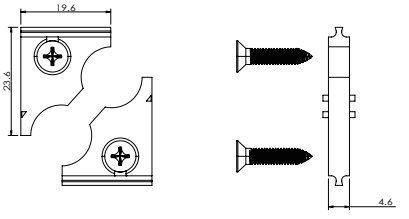



Designation	Product Model	Order No.
Quintax两位适配器 Quintax two-position adapter	HMQM-002-M	1 007 04 0000133
	HMQM-002-F	1 007 04 0000134

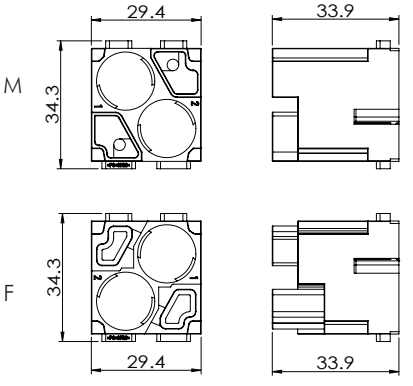

插芯 Inserts　可与框架及其他所有模块产品组合使用 Combination With Hinged Frame and Other Modules Possible.

技术参数 Technical Characteristics

规范	Specifications	DIN EN 60 664 / DIN EN 61 984
插芯	Inserts	
接插件针数	Number Of Contacts	1+PE
依据 EN 61 984的电气数据	Electrical Data Acc. To EN 61 984	
额定电流	Rated Current	10A
额定电压	Rated Voltage	50V
额定脉冲电压	Rated Impulse Voltage	0.8KV
污染程度	Pollution Degree	3
依据UL额定电压	Rated Voltage Acc.to UL	1000V
绝缘电阻	Insulation Resistance	$\geq 10^{10}\Omega$
材料	Material	锌合金（镀镍） Nickel-plated Zinc+PC
工作温度范围	Limiting Temperatures	-40℃...+125℃
依据UL 94的阻燃等级	Flammability Acc. To UL 94	V0
可拔插次数	Mating Cycles	≥500
插针	Contacts	
材料	Material	铜合金 Copper Alloy
表面处理	Surface	镀银/镀金 Silver Plated/Gold Plated
接触电阻	Contact Resistance	≤3mΩ
冷压连接	Crimp Termination	
mm^2	mm^2	0.14-2.5mm^2

HMQ75-001 冷压型模块
Crimp Module 50V 10A

插芯 Inserts　　可与框架及其他所有模块产品组合使用 Combination With Hinged Frame and Other Modules Possible.

冷压连接 / Crimp Termination

Inserts	Product Model	Order No.
Male	HMQ75-001-MC	1 007 04 0000138
Female	HMQ75-001-FC	1 007 04 0000137

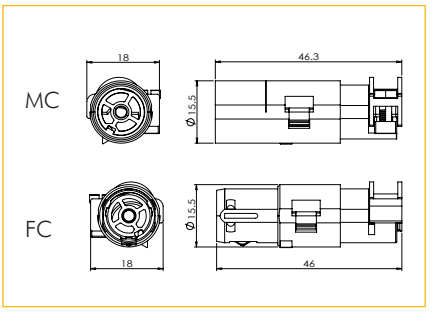

10A冷压针孔 / 10A Crimp Contacts



镀银 Silver Plated

Inserts	Product Model	Order No.	Inserts	Product Model	Order No.
Male	DSM-0.37	1 007 06 0000009	Female	DSF-0.37	1 007 07 0000009
	DSM-0.5	1 007 06 0000010		DSF-0.5	1 007 07 0000010
	DSM-0.75	1 007 06 0000011		DSF-0.75	1 007 07 0000011
	DSM-1.0	1 007 06 0000012		DSF-1.0	1 007 07 0000012
	DSM-1.5	1 007 06 0000013		DSF-1.5	1 007 07 0000013
	DSM-2.5	1 007 06 0000014		DSF-2.5	1 007 07 0000014

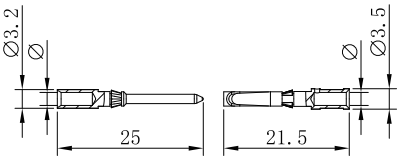

Wire gauge		Φ	Stripping length
0.14-0.37 mm²	AWG 26-22	0.9 mm	8 mm
0.5 mm²	AWG 20	1.1 mm	8 mm
0.75 mm²	AWG 18	1.3 mm	8 mm
1 mm²	AWG 18	1.45 mm	8 mm
1.5 mm²	AWG 16	1.75 mm	8 mm
2.5 mm²	AWG 14	2.25 mm	6 mm

镀金 Gold Plated

Inserts	Product Model	Order No.	Inserts	Product Model	Order No.
Male	DGM-0.37	1 007 06 0000015	Female	DGF-0.37	1 007 07 0000015
	DGM-0.5	1 007 06 0000016		DGF-0.5	1 007 07 0000016
	DGM-0.75	1 007 06 0000017		DGF-0.75	1 007 07 0000017
	DGM-1.0	1 007 06 0000018		DGF-1.0	1 007 07 0000018
	DGM-1.5	1 007 06 0000019		DGF-1.5	1 007 07 0000019
	DGM-2.5	1 007 06 0000020		DGF-2.5	1 007 07 0000020

配件 / Accessory

Designation	Product Model	Order No.
Quintax两位适配器锁片 Quintax two-position adapter locking plate	HMQM-APT-2M	1 007 08 0000014

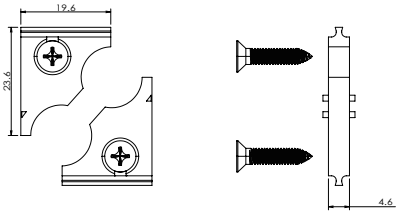



Designation	Product Model	Order No.
Quintax两位适配器 Quintax two-position adapter	HMQM-002-M	1 007 04 0000133
	HMQM-002-F	1 007 04 0000134

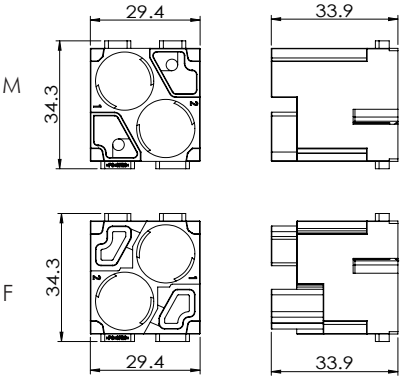

SIZE 3A塑料外壳 Plastic Hoods/Housings

材料	Material	聚碳酸酯 Polycarbonate
颜色	Colour	灰白 Light Grey(RAL 7032)
联锁元件	Locking Element	
连锁方式	Lever Type	扣子，塑料 Lever，Plastic
材料	Material	聚酰胺 Polyamide
密封元件	Hoods/Housings Sealing	NBR
适用温度范围	Limiting Temperatures	-40℃...+125℃
防护等级(连锁状态，IEC 60529)	Degree of Protection Acc.To IEC 60529 For Coupled Connector	IP65
阻燃等级（UL94）	Flame Retardant Acc.To UL94	V0

标准金属外壳 Standard Hoods/Housings

材料	Material	压铸铝合金 Aluminium Die-Cast
颜色	Colour	灰白 Light Grey(RAL 7032)
联锁元件	Locking Element	
连锁方式	Lever Type	扣子，金属 Lever，Metal
材料	Material	铁镀锌或不锈钢 Galvanized Iron or Stainless Copper
密封元件	Hoods/Housings Sealing	NBR
适用温度范围	Limiting Temperatures	-40℃...+125℃
防护等级(连锁状态，IEC 60529)	Degree of Protection Acc.To IEC 60529 For Coupled Connector	IP65
阻燃等级（UL94）	Flame Retardant Acc.To UL94	V0

高防护等级外壳 Hoods/Housings，Pressure Tight

材料	Material	耐腐蚀铸铝合金 Aluminium Die-Cast，Corrosion Resistant
颜色	Colour	黑色或灰色 Black(RAL9005)or Grey(RAL7037)
联锁元件	Locking Element	
连锁方式	Lever Type	螺栓连接 Screw locking
材料	Material	不锈钢 Stainless Steel
密封元件	Hoods/Housings Sealing	NBR
适用温度范围	Limiting Temperatures	-40℃...+125℃
防护等级(连锁状态，IEC 60529)	Degree of Protection Acc.To IEC 60529 For Coupled Connector	IP68
阻燃等级（UL94）	Flame Retardant Acc.To UL94	V0

外壳
Housing

→ Size 3A　IP65

材料 Material:　塑料外壳 Plastic Hoods

Identification	Thread	Product Model	Order No.	Dimensions mm
上壳 顶出线 / Hoods,Top Entry				
	M20	H3AP-TO-2P-M20	1 007 01 0000003	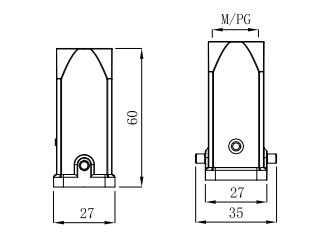
	PG11	H3AP-TO-2P-PG11	1 007 01 0000004	
下壳 不封底 / Bulkhead Mounted Housings-Straight				
		H3AP-OM-1LP	1 007 01 0000006	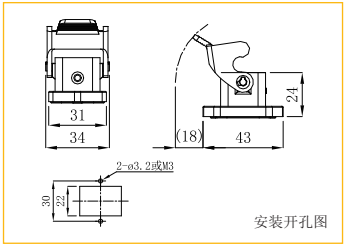
下壳 不封底 / Bulkhead Mounted Housings-Angled				
		H3AP-OMS-1LP	1 007 01 0000005	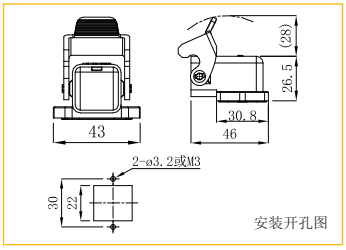
外壳 中继 / Housings,Cable To Cable				
	M20	H3AP-CTC-1LP-M20	1 007 01 0000001	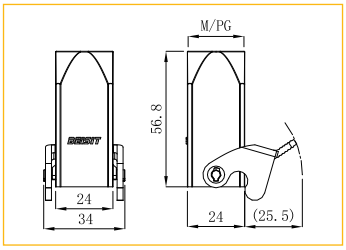
	PG11	H3AP-CTC-1LP-PG11	1 007 01 0000002	
防护盖 / Protection Covers				
		H3AP-PC-1LP-N	1 007 02 0000001	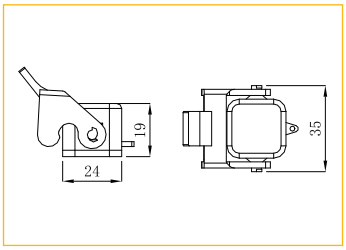
		H3AP-PC-1LP-NG	1 007 02 0000002	
		H3AP-PC-1LP-M	1 007 02 0000003	
防护盖 / Protection Covers				
		H3AP-PC-2P	1 007 02 0000004	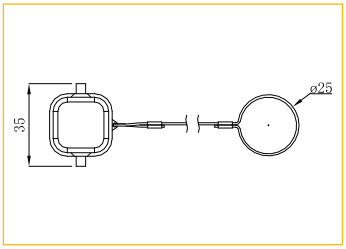
		H3AP-PC-2P-N	1 007 02 0000005	
		H3AP-PC-2P-NT	1 007 02 0000006	
		H3AP-PC-2P-NG	1 007 02 0000007	
		H3AP-PC-2P-M	1 007 02 0000008	
		H3AP-PC-2P-MT	1 007 02 0000009	

配母芯，其他配公芯 For Female Inserts，Other For Male Inserts

配母芯，其他配公芯 For Female Inserts，Other For Male Inserts

→ Size 3A

IP65

材料 Material: 金属外壳 Metal Hoods

Identification	Thread	Product Model	Order No.	Dimensions mm
上壳 顶出线 / Hoods,Top Entry				
	M20	H3A-TO-2P-M20	1 007 01 0000010	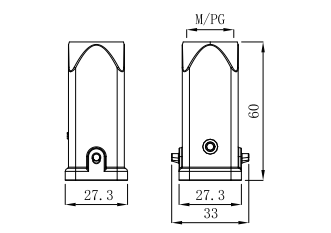
	PG11	H3A-TO-2P-PG11	1 007 01 0000011	
	PG13.5	H3A-TO-2P-PG13.5	1 007 01 0000012	
上壳 侧出线 / Hoods,Side Entry				
	M20	H3A-SO-2P-M20	1 007 01 0000007	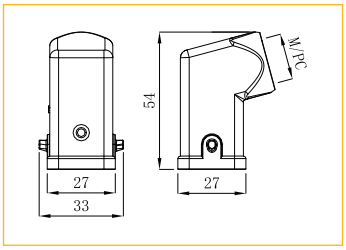
	PG11	H3A-SO-2P-PG11	1 007 01 0000008	
	PG13.5	H3A-SO-2P-PG13.5	1 007 01 0000009	
外壳 中继 / Housings,Cable To Cable				
	M20	H3A-CTC-1LS-M20	1 007 01 0000015	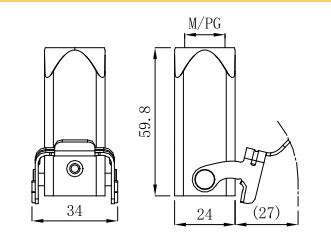
	PG11	H3A-CTC-1LS-PG11	1 007 01 0000016	
	PG13.5	H3A-CTC-1LS-PG13.5	1 007 01 0000017	

外壳
Housing

→ Size 3A　IP65

材料 Material:　金属外壳 Metal Hoods

Identification	Thread	Product Model	Order No.	Dimensions mm
下壳 不封底 / Bulkhead Mounted Housings-Straight				
		H3A-OM-1LS	1 007 01 0000014	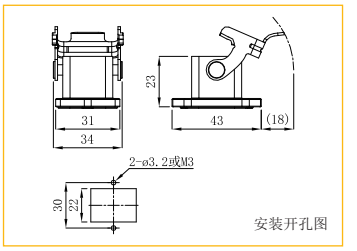
下壳 不封底 / Bulkhead Mounted Housings				
		H3A-OM-1LS-MCG	1 007 01 0000021	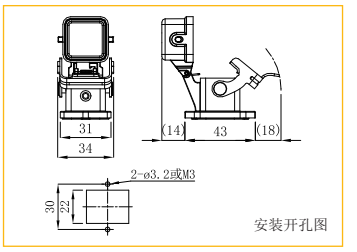
下壳 不封底 / Bulkhead Mounted Housings-Angled				
		H3A-OMS-1LS	1 007 01 0000013	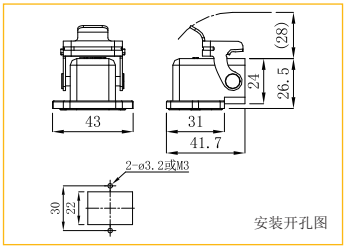
下壳 封底 / Housings				
	M20	H3A-SMS-1LS-M20	1 007 01 0000018	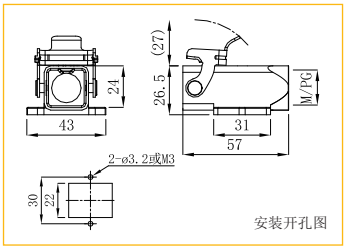
	PG11	H3A-SMS-1LS-PG11	1 007 01 0000019	
	PG13.5	H3A-SMS-1LS-PG13.5	1 007 01 0000020	

外壳
Housing

→ Size HPR3A　IP68

材料 Material:　金属外壳 Metal Hoods

Identification	Thread	Product Model	Order No.	Dimensions mm
上壳 顶出线 / Hoods,Top Entry				
	M20	HPR3A-TO-2B-M20	1 007 11 0000001	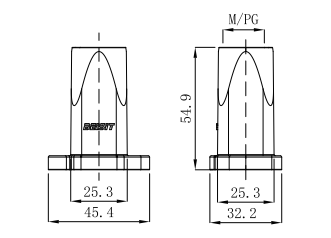
	M25	HPR3A-TO-2B-M25	1 007 11 0000002	
上壳 侧出线 / Hoods,Side Entry				
	M20	HPR3A-SO-2B-M20	1 007 11 0000003	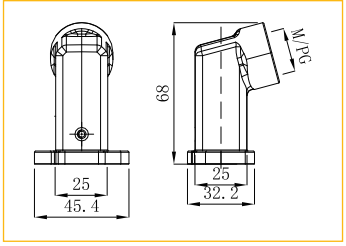
	M25	HPR3A-SO-2B-M25	1 007 11 0000004	
下壳 不封底 / Bulkhead Mounted Housings-Straight				
		HPR3A-OM-2B	1 007 11 0000005	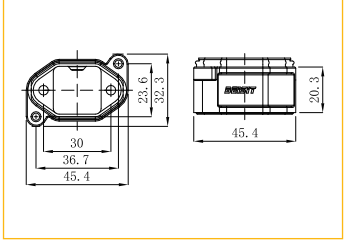
下壳 封底 / Housings				
		HPR3A-OMSL-2B	1 007 11 0000006	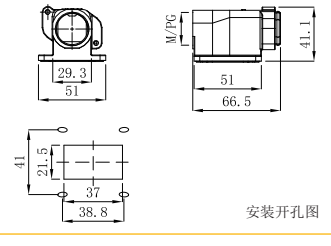
	M25	HPR3A-SMSL-2B-M25	1 007 11 0000007	
防护盖 / Protection Covers				
	U	HPR3A-MC-U	1 007 02 0000092	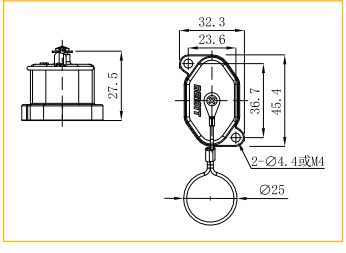
	M-U	HPR3A-MC-M-U	1 007 02 0000093	
	D	HPR3A-MC-D	1 007 02 0000094	
	MT-D	HPR3A-MC-MT-D	1 007 02 0000095	

外壳
Housing

→ Size 10A

IP65

材料 Material: 金属外壳 Metal Hoods

Identification	Thread	Product Model	Order No.	Dimensions mm
上壳 侧出线 / Hoods,Side Entry				
	M20	H10A-SO-2P-M20	1 007 01 0000031	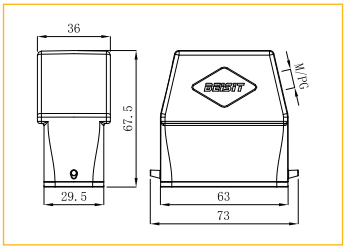
	M25	H10A-SO-2P-M25	1 007 01 0000032	
	PG16	H10A-SO-2P-PG16	1 007 01 0000033	
	PG21	H10A-SO-2P-PG21	1 007 01 0000034	
上壳 顶出线 / Hoods,Top Entry				
	M20	H10A-TO-2P-M20	1 007 01 0000035	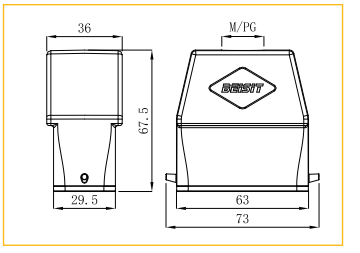
	M25	H10A-TO-2P-M25	1 007 01 0000036	
	PG16	H10A-TO-2P-PG16	1 007 01 0000037	
	PG21	H10A-TO-2P-PG21	1 007 01 0000038	
外壳 中继 / Housings,Cable To Cable				
	M20	H10A-CTC-1LS-M20	1 007 01 0000057	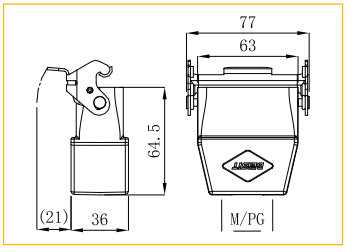
	PG16	H10A-CTC-1LS-PG16	1 007 01 0000058	

→ Size 10A

IP65

材料 Material: 金属外壳 Metal Hoods

Identification	Thread	Product Model	Order No.	Dimensions mm
下壳 不封底 / Bulkhead Mounted Housings				
		H10A-OM-1L	1 007 01 0000047	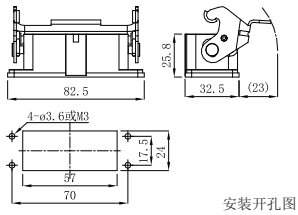
下壳 不封底 / Bulkhead Mounted Housings				
		H10A-OM-1L-PCG	1 007 01 0000048	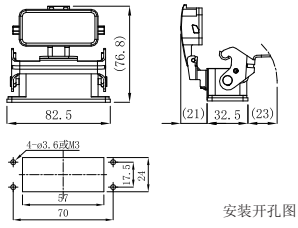
下壳 封底 / Housings				
	M20	H10A-SM-1L-M20	1 007 01 0000039	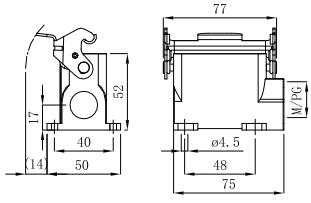
	2M20	H10A-SM-1L-2M20	1 007 01 0000040	
	M25	H10A-SM-1L-M25	1 007 01 0000041	
	2M25	H10A-SM-1L-2M25	1 007 01 0000042	
	PG16	H10A-SM-1L-PG16	1 007 01 0000043	
	2PG16	H10A-SM-1L-2PG16	1 007 01 0000044	
	PG21	H10A-SM-1L-PG21	1 007 01 0000045	
	2PG21	H10A-SM-1L-2PG21	1 007 01 0000046	
下壳 封底 / Housings				
	M20	H10A-SM-1L-PCG-M20	1 007 01 0000049	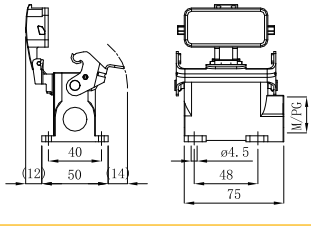
	2M20	H10A-SM-1L-PCG-2M20	1 007 01 0000050	
	M25	H10A-SM-1L-PCG-M25	1 007 01 0000051	
	2M25	H10A-SM-1L-PCG-2M25	1 007 01 0000052	
	PG16	H10A-SM-1L-PCG-PG16	1 007 01 0000053	
	2PG16	H10A-SM-1L-PCG-2PG16	1 007 01 0000054	
	PG21	H10A-SM-1L-PCG-PG21	1 007 01 0000055	
	2PG21	H10A-SM-1L-PCG-2PG21	1 007 01 0000056	

外壳
Housing

→ Size 16A

IP65

材料 Material: 金属外壳 Metal Hoods

Identification	Thread	Product Model	Order No.	Dimensions mm
上壳 侧出线 / Hoods,Side Entry				
	M20	H16A-SO-2P-M20	1 007 01 0000059	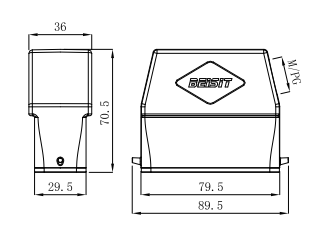
	M25	H16A-SO-2P-M25	1 007 01 0000060	
	PG16	H16A-SO-2P-PG16	1 007 01 0000061	
	PG21	H16A-SO-2P-PG21	1 007 01 0000062	
上壳 顶出线 / Hoods,Top Entry				
	M20	H16A-TO-2P-M20	1 007 01 0000063	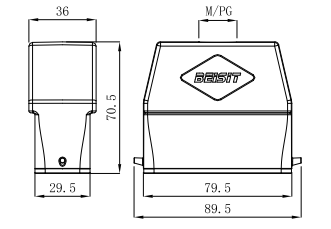
	M25	H16A-TO-2P-M25	1 007 01 0000064	
	PG16	H16A-TO-2P-PG16	1 007 01 0000065	
	PG21	H16A-TO-2P-PG21	1 007 01 0000066	
外壳 中继 / Housings,Cable To Cable				
	M20	H16A-CTC-1LS-M20	1 007 01 0000085	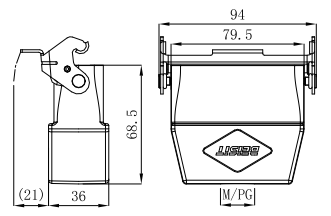
	M25	H16A-CTC-1LS-M25	1 007 01 0000086	
	PG16	H16A-CTC-1LS-PG16	1 007 01 0000087	
	PG21	H16A-CTC-1LS-PG21	1 007 01 0000088	

→ Size 16A

IP65

材料 Material: 金属外壳 Metal Hoods

Identification	Thread	Product Model	Order No.	Dimensions mm
下壳 不封底 / Bulkhead Mounted Housings				
		H16A-OM-1L	1 007 01 0000075	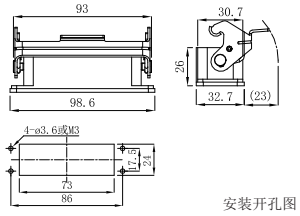
下壳 不封底 / Bulkhead Mounted Housings				
		H16A-OM-1L-PCG	1 007 01 0000076	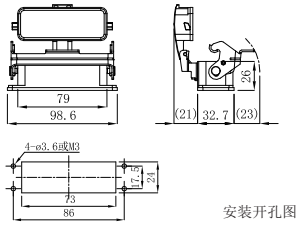
下壳 封底 / Housings				
	M20	H16A-SM-1L-M20	1 007 01 0000067	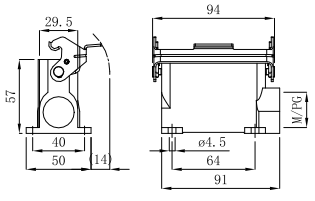
	2M20	H16A-SM-1L-2M20	1 007 01 0000068	
	M25	H16A-SM-1L-M25	1 007 01 0000069	
	2M25	H16A-SM-1L-2M25	1 007 01 0000070	
	PG16	H16A-SM-1L-PG16	1 007 01 0000071	
	2PG16	H16A-SM-1L-2PG16	1 007 01 0000072	
	PG21	H16A-SM-1L-PG21	1 007 01 0000073	
	2PG21	H16A-SM-1L-2PG21	1 007 01 0000074	
下壳 封底 / Housings				
	M20	H16A-SM-1L-PCG-M20	1 007 01 0000077	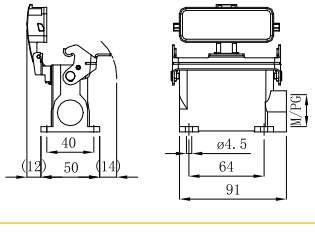
	2M20	H16A-SM-1L-PCG-2M20	1 007 01 0000078	
	M25	H16A-SM-1L-PCG-M25	1 007 01 0000079	
	2M25	H16A-SM-1L-PCG-2M25	1 007 01 0000080	
	PG16	H16A-SM-1L-PCG-PG16	1 007 01 0000081	
	2PG16	H16A-SM-1L-PCG-2PG16	1 007 01 0000082	
	PG21	H16A-SM-1L-PCG-PG21	1 007 01 0000083	
	2PG21	H16A-SM-1L-PCG-2PG21	1 007 01 0000084	

→ Size 32A

IP65

材料 Material: 金属外壳 Metal Hoods

Identification	Thread	Product Model	Order No.	Dimensions mm
上壳 侧出线 / Hoods,Side Entry				
	M25	H32A-SO-4P-M25	1 007 01 0000089	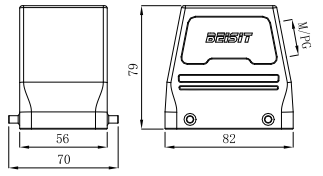
	M32	H32A-SO-4P-M32	1 007 01 0000090	
	M40	H32A-SO-4P-M40	1 007 01 0000091	
	PG21	H32A-SO-4P-PG21	1 007 01 0000093	
	PG29	H32A-SO-4P-PG29	1 007 01 0000094	
上壳 顶出线 / Hoods,Top Entry				
	M25	H32A-TO-4P-M25	1 007 01 0000095	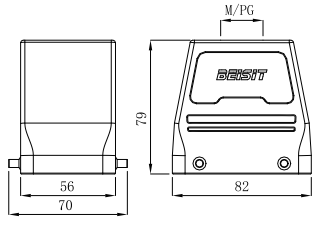
	M32	H32A-TO-4P-M32	1 007 01 0000096	
	M40	H32A-TO-4P-M40	1 007 01 0000097	
	PG21	H32A-TO-4P-PG21	1 007 01 0000099	
	PG29	H32A-TO-4P-PG29	1 007 01 0000100	
上壳 侧出线 / Hoods,Side Entry				
	M25	H32A-SO-2LS-M25	1 007 01 0000101	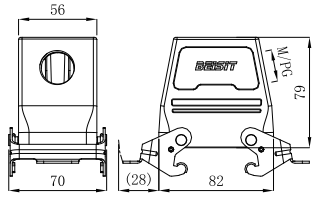
	M32	H32A-SO-2LS-M32	1 007 01 0000102	
	PG21	H32A-SO-2LS-PG21	1 007 01 0000103	
	PG29	H32A-SO-2LS-PG29	1 007 01 0000104	
上壳 顶出线 / Hoods,Top Entry				
	M25	H32A-TO-2LS-M25	1 007 01 0000105	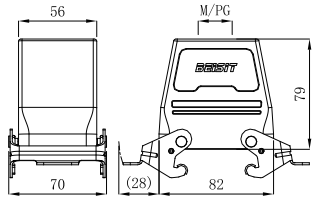
	M32	H32A-TO-2LS-M32	1 007 01 0000106	
	PG21	H32A-TO-2LS-PG21	1 007 01 0000107	
	PG29	H32A-TO-2LS-PG29	1 007 01 0000108	
外壳 中继 / Housings,Cable To Cable				
	M25	H32A-CTC-2LS-M25	1 007 01 0000109	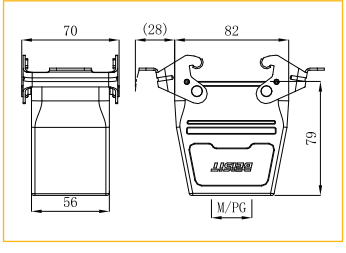
	M32	H32A-CTC-2LS-M32	1 007 01 0000110	
	PG21	H32A-CTC-2LS-PG21	1 007 01 0000111	
	PG29	H32A-CTC-2LS-PG29	1 007 01 0000112	

外壳
Housing

→ Size 32A IP65

材料 Material: 金属外壳 Metal Hoods

Identification	Thread	Product Model	Order No.	Dimensions mm
下壳 不封底 / Bulkhead Mounted Housings				
		H32A-OM-2L	1 007 01 0000113	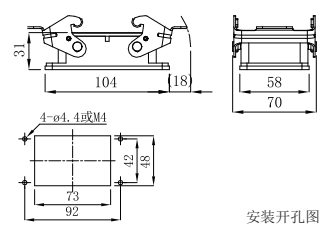
下壳 封底 / Housings				
	M25	H32A-SM-2L-M25	1 007 01 0000115	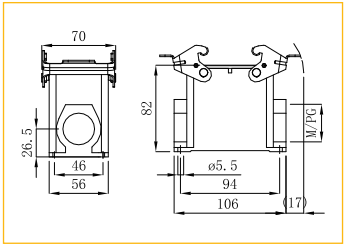
	2M25	H32A-SM-2L-2M25	1 007 01 0000116	
	M32	H32A-SM-2L-M32	1 007 01 0000117	
	2M32	H32A-SM-2L-2M32	1 007 01 0000118	
	PG21	H32A-SM-2L-PG21	1 007 01 0000119	
	2PG21	H32A-SM-2L-2PG21	1 007 01 0000120	
	PG29	H32A-SM-2L-PG29	1 007 01 0000121	
	2PG29	H32A-SM-2L-2PG29	1 007 01 0000122	
下壳 不封底 / Bulkhead Mounted Housings				
		H32A-OM-4PR	1 007 01 0000114	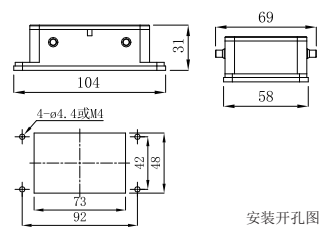

→ Size 6B

IP65

材料 Material: 金属外壳 Metal Hoods

Identification	Thread	Product Model	Order No.	Dimensions mm
上壳 侧出线 / Hoods,Side Entry				
	M20	H6B-SO-2P-M20	1 007 01 0000123	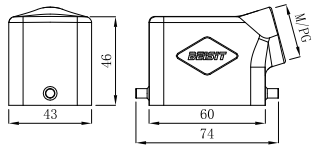
	M25	H6B-SO-2P-M25	1 007 01 0000124	
	PG13.5	H6B-SO-2P-PG13.5	1 007 01 0000125	
	PG16	H6B-SO-2P-PG16	1 007 01 0000126	
上壳高结构 侧出线 / Hoods,Side Entry,High Construction				
	M25	H6B-SOH-2P-M25	1 007 01 0000128	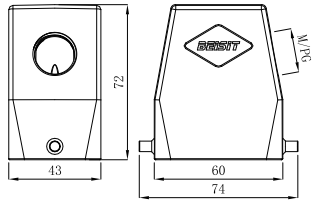
	M32	H6B-SOH-2P-M32	1 007 01 0000129	
	PG16	H6B-SOH-2P-PG16	1 007 01 0000131	
	PG21	H6B-SOH-2P-PG21	1 007 01 0000132	
	PG29	H6B-SOH-2P-PG29	1 007 01 0001099	
上壳 顶出线 / Hoods,Top Entry				
	M20	H6B-TO-2P-M20	1 007 01 0000133	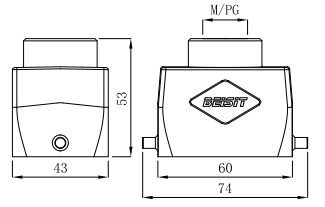
	M25	H6B-TO-2P-M25	1 007 01 0000134	
	PG13.5	H6B-TO-2P-PG13.5	1 007 01 0000135	
	PG16	H6B-TO-2P-PG16	1 007 01 0000136	
上壳高结构 顶出线 / Hoods,Top Entry,High Construction				
	M25	H6B-TOH-2P-M25	1 007 01 0000138	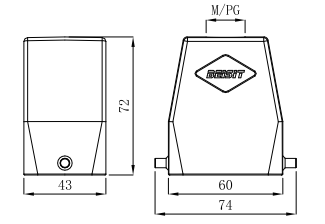
	M32	H6B-TOH-2P-M32	1 007 01 0000139	
	PG16	H6B-TOH-2P-PG16	1 007 01 0000141	
	PG21	H6B-TOH-2P-PG21	1 007 01 0000142	
	PG29	H6B-TOH-2P-PG29	1 007 01 0001100	
中继 外壳 / Housings,Cable To Cable				
	M20	H6B-CTC-1LS-M20	1 007 01 0000169	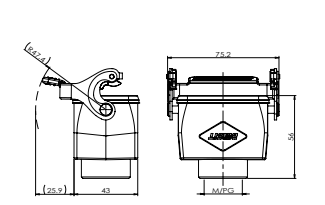
	M25	H6B-CTC-1LS-M25	1 007 01 0000170	
	PG13.5	H6B-CTC-1LS-PG13.5	1 007 01 0000171	
	PG16	H6B-CTC-1LS-PG16	1 007 01 0000172	
中继 外壳 / Housings,Cable To Cable				
	M25	H6B-CTCH-1LS-M25	1 007 01 0000174	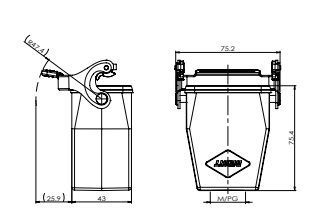
	PG16	H6B-CTCH-1LS-PG16	1 007 01 0000176	

→ Size 6B

IP65

材料 Material: 金属外壳 Metal Hoods

Identification	Thread	Product Model	Order No.	Dimensions mm
下壳 封底 / Housings,Surface Mounting				
	M20	H6B-SM-1L-M20	1 007 01 0000145	
	2M20	H6B-SM-1L-2M20	1 007 01 0000146	
	M25	H6B-SM-1L-M25	1 007 01 0000147	
	2M25	H6B-SM-1L-2M25	1 007 01 0000148	
	PG16	H6B-SM-1L-PG16	1 007 01 0000149	
	2PG16	H6B-SM-1L-2PG16	1 007 01 0000150	
下壳 封底 / Housings,Surface Mounting				
	M20	H6B-SM-1L-PC-M20	1 007 01 0000151	
	2M20	H6B-SM-1L-PC-2M20	1 007 01 0000152	
	M25	H6B-SM-1L-PC-M25	1 007 01 0000153	
	2M25	H6B-SM-1L-PC-2M25	1 007 01 0000154	
	PG16	H6B-SM-1L-PC-PG16	1 007 01 0000155	
	2PG16	H6B-SM-1L-PC-2PG16	1 007 01 0000156	
下壳 封底 高结构 / Housings,Surface Mounting				
	M25	H6B-SMH-1L-M25	1 007 01 0000157	
	2M25	H6B-SMH-1L-2M25	1 007 01 0000158	
	M32	H6B-SMH-1L-M32	1 007 01 0000159	
	2M32	H6B-SMH-1L-2M32	1 007 01 0000160	
	PG21	H6B-SMH-1L-PG21	1 007 01 0000161	
	2PG21	H6B-SMH-1L-2PG21	1 007 01 0000162	
下壳 封底 高结构 / Housings,Surface Mounting				
	M25	H6B-SMH-1L-PC-M25	1 007 01 0000163	
	2M25	H6B-SMH-1L-PC-2M25	1 007 01 0000164	
	M32	H6B-SMH-1L-PC-M32	1 007 01 0000165	
	2M32	H6B-SMH-1L-PC-2M32	1 007 01 0000166	
	PG21	H6B-SMH-1L-PC-PG21	1 007 01 0000167	
	2PG21	H6B-SMH-1L-PC-2PG21	1 007 01 0000168	
下壳 不封底 / Bulkhead Mounted Housings				
		H6B-OM-1L	1 007 01 0000143	
下壳 不封底 / Bulkhead Mounted Housings				
		H6B-OM-1L-PC	1 007 01 0000144	

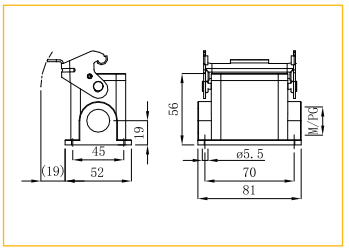

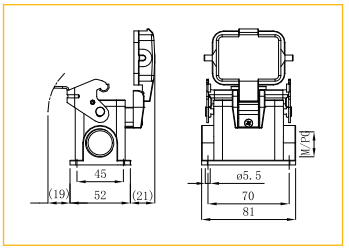

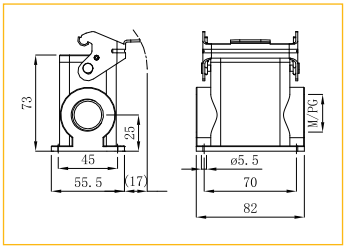

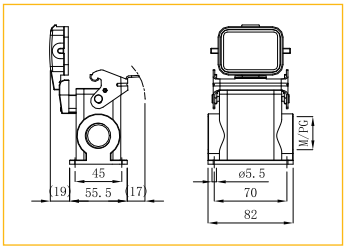

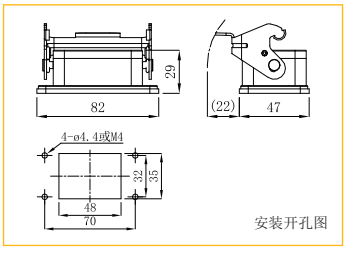

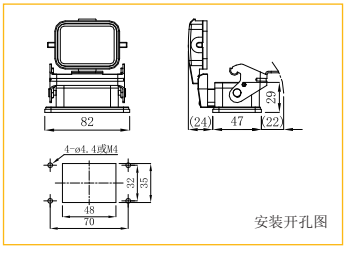

→ Size 6B

IP65

材料 Material: 金属外壳 Metal Hoods

Identification	Thread	Product Model	Order No.	Dimensions mm
保护盖 / Protection Covers				
		H6B-PC-2P-N	1 007 02 0000010	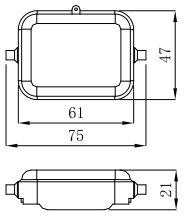
		H6B-PC-2P-NT	1 007 02 0000011	
		H6B-PC-2P-NG	1 007 02 0000012	
		H6B-PC-2P-NTG	1 007 02 0000013	
		H6B-PC-2P-M	1 007 02 0000014	
		H6B-PC-2P-MT	1 007 02 0000015	
		H6B-PC-2P-MG	1 007 02 0000016	
		H6B-PC-2P-MTG	1 007 02 0000017	
保护盖 / Protection Covers				
		H6B-PC-1LP	1 007 02 0000018	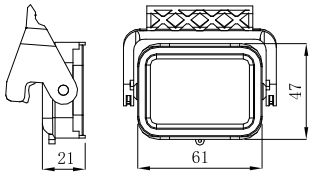
		H6B-PC-1LP-N	1 007 02 0000019	
		H6B-PC-1LP-NT	1 007 02 0000020	
		H6B-PC-1LP-M	1 007 02 0000021	
		H6B-PC-1LP-MT	1 007 02 0000022	

配上壳，其他配下壳 For Hoods，Other For Housings

配上壳，其他配下壳 For Hoods，Other For Housings

外壳
Housing

→ Size HPR6B　IP68

材料 Material:　金属外壳 Metal Hoods

Identification	Thread	Product Model	Order No.	Dimensions mm
上壳 顶出线 / Hoods,Top Entry				
	M20	HPR6B-TO-2B-M20	1 007 11 0000008	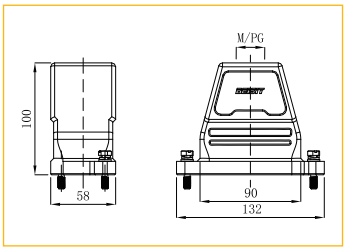
	M25	HPR6B-TO-2B-M25	1 007 11 0000009	
	M32	HPR6B-TO-2B-M32	1 007 11 0000010	
	M40	HPR6B-TO-2B-M40	1 007 11 0000011	
	PG16	HPR6B-TO-2B-PG16	1 007 11 0000012	
	PG21	HPR6B-TO-2B-PG21	1 007 11 0000013	
	PG29	HPR6B-TO-2B-PG29	1 007 11 0000014	
上壳 侧出线 / Hoods,Side Entry				
	M20	HPR6B-SO-2B-M20	1 007 11 0000015	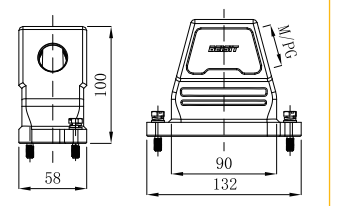
	M25	HPR6B-SO-2B-M25	1 007 11 0000016	
	M32	HPR6B-SO-2B-M32	1 007 11 0000017	
	M40	HPR6B-SO-2B-M40	1 007 11 0000018	
	PG16	HPR6B-SO-2B-PG16	1 007 11 0000019	
	PG21	HPR6B-SO-2B-PG21	1 007 11 0000020	
	PG29	HPR6B-SO-2B-PG29	1 007 11 0000021	
下壳 不封底 / Bulkhead Mounted Housings-Straight				
		HPR6B-OM-2B	1 007 11 0000022	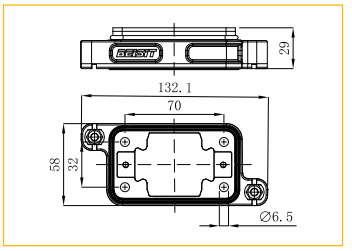
下壳 封底 / Housings				
	M20	HPR6B-SM-2B-M20	1 007 11 0000024	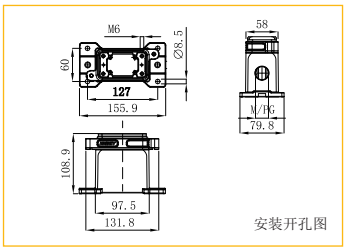
	M25	HPR6B-SM-2B-M25	1 007 11 0000025	
	M32	HPR6B-SM-2B-M32	1 007 11 0000026	
	PG16	HPR6B-SM-2B-PG16	1 007 11 0000027	
	PG21	HPR6B-SM-2B-PG21	1 007 11 0000028	
	PG29	HPR6B-SM-2B-PG29	1 007 11 0000029	
下壳 封底 / Housings				
	M25	HPR6B-SMS-2B-M25	1 007 11 0000030	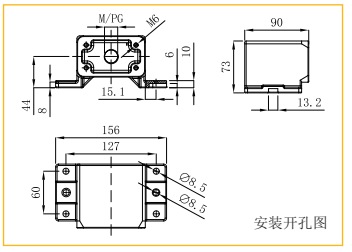
	2M25	HPR6B-SMS-2B-2M25	1 007 11 0000032	
	M40	HPR6B-SMS-2B-M40	1 007 11 0000031	
防护盖 / Protection Covers				
	M-U	HPR6B-MC-M-U	1 007 02 0000096	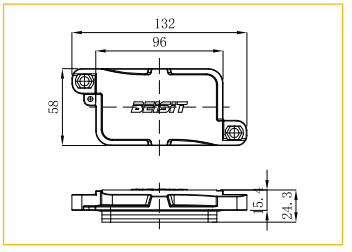
	M-D	HPR6B-MC-M-D	1 007 02 0000097	

→ Size 10B

IP65

材料 Material: 金属外壳 Metal Hoods

Identification	Thread	Product Model	Order No.	Dimensions mm
上壳 侧出线 / Hoods,Side Entry				
	M20	H10B-SO-2PR-M20	1 007 01 0000186	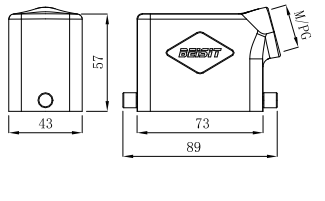
	M25	H10B-SO-2PR-M25	1 007 01 0000187	
	PG13.5	H10B-SO-2PR-PG13.5	1 007 01 0000188	
	PG16	H10B-SO-2PR-PG16	1 007 01 0000189	
上壳高结构 侧出线 / Hoods,Side Entry,High Construction				
	M25	H10B-SOH-2PR-M25	1 007 01 0000191	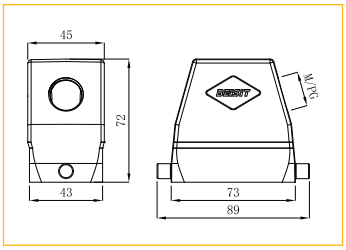
	M32	H10B-SOH-2PR-M32	1 007 01 0000192	
	PG16	H10B-SOH-2PR-PG16	1 007 01 0000194	
	PG21	H10B-SOH-2PR-PG21	1 007 01 0000195	
	PG29	H10B-SOH-2PR-PG29	1 007 01 0001096	
上壳 顶出线 / Hoods,Top Entry				
	M20	H10B-TO-2PR-M20	1 007 01 0000196	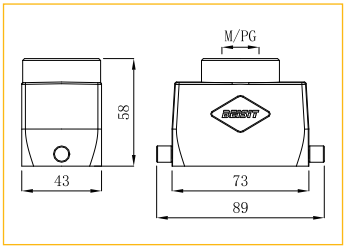
	M25	H10B-TO-2PR-M25	1 007 01 0000197	
	M32	H10B-TO-2PR-M32	1 007 01 0000198	
	PG13.5	H10B-TO-2PR-PG13.5	1 007 01 0000199	
	PG16	H10B-TO-2PR-PG16	1 007 01 0000200	
	PG21	H10B-TO-2PR-PG21	1 007 01 0000201	
上壳高结构 顶出线 / Hoods,Top Entry,High Construction				
	M25	H10B-TOH-2PR-M25	1 007 01 0000203	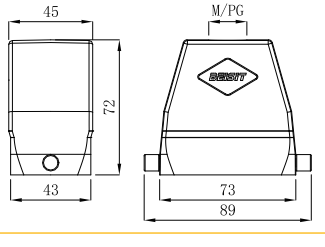
	M32	H10B-TOH-2PR-M32	1 007 01 0000204	
	PG16	H10B-TOH-2PR-PG16	1 007 01 0000206	
	PG21	H10B-TOH-2PR-PG21	1 007 01 0000207	
	PG29	H10B-TOH-2PR-PG29	1 007 01 0001095	
上壳 侧出线 / Hoods,Side Enty				
	M20	H10B-SO-4P-M20	1 007 01 0000208	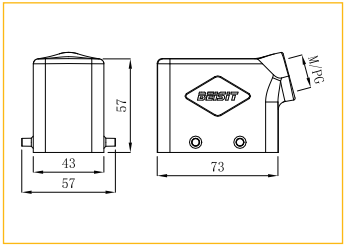
	M25	H10B-SO-4P-M25	1 007 01 0000209	
	PG13.5	H10B-SO-4P-PG13.5	1 007 01 0000210	
	PG16	H10B-SO-4P-PG16	1 007 01 0000211	
上壳高结构 侧出线 / Hoods,Side Entry,High Construction				
	M25	H10B-SOH-4P-M25	1 007 01 0000213	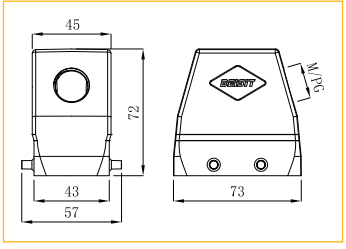
	M32	H10B-SOH-4P-M32	1 007 01 0000214	
	PG16	H10B-SOH-4P-PG16	1 007 01 0000216	
	PG21	H10B-SOH-4P-PG21	1 007 01 0000217	
	PG29	H10B-SOH-4P-PG29	1 007 01 0001097	

→ Size 10B

IP65

材料 Material: 金属外壳 Metal Hoods

Identification	Thread	Product Model	Order No.	Dimensions mm
上壳 顶出线 / Hoods,Top Entry				
	M20	H10B-TO-4P-M20	1 007 01 0000218	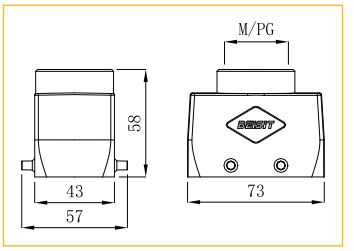
	M25	H10B-TO-4P-M25	1 007 01 0000219	
	M32	H10B-TO-4P-M32	1 007 01 0000220	
	PG13.5	H10B-TO-4P-PG13.5	1 007 01 0000221	
	PG16	H10B-TO-4P-PG16	1 007 01 0000222	
	PG21	H10B-TO-4P-PG21	1 007 01 0000223	
上壳高结构 顶出线 / Hoods,Top Entry,High Construction				
	M25	H10B-TOH-4P-M25	1 007 01 0000225	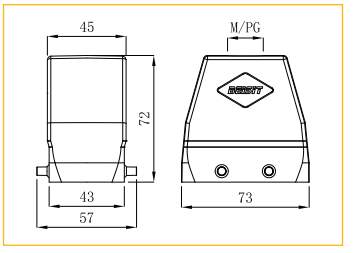
	M32	H10B-TOH-4P-M32	1 007 01 0000226	
	PG16	H10B-TOH-4P-PG16	1 007 01 0000228	
	PG21	H10B-TOH-4P-PG21	1 007 01 0000229	
	PG29	H10B-TOH-4P-PG29	1 007 01 0001098	
上壳 侧出线 / Hoods,Side Entry				
	M20	H10B-SO-2LS-M20	1 007 01 0000230	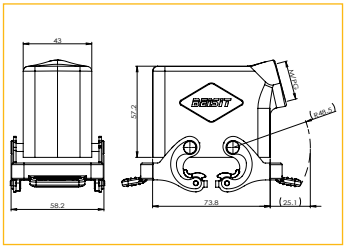
	M25	H10B-SO-2LS-M25	1 007 01 0000231	
	PG13.5	H10B-SO-2LS-PG13.5	1 007 01 0000232	
	PG16	H10B-SO-2LS-PG16	1 007 01 0000233	
上壳高结构 侧出线 / Hoods,Side Entry,High Construction				
	M25	H10B-SOH-2LS-M25	1 007 01 0000235	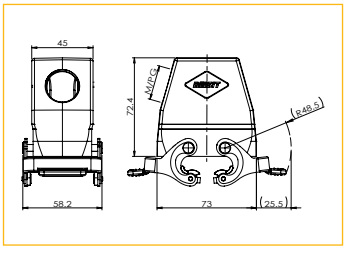
	M32	H10B-SOH-2LS-M32	1 007 01 0000236	
	PG16	H10B-SOH-2LS-PG16	1 007 01 0000238	
	PG21	H10B-SOH-2LS-PG21	1 007 01 0000239	
上壳 顶出线 / Hoods,Top Entry				
	M20	H10B-TO-2LS-M20	1 007 01 0000240	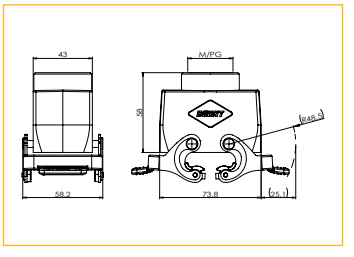
	M25	H10B-TO-2LS-M25	1 007 01 0000241	
	M32	H10B-TO-2LS-M32	1 007 01 0000242	
	PG13.5	H10B-TO-2LS-PG13.5	1 007 01 0000243	
	PG16	H10B-TO-2LS-PG16	1 007 01 0000244	
	PG21	H10B-TO-2LS-PG21	1 007 01 0000245	
上壳高结构 顶出线 / Hoods,Top Entry,High Construction				
	M25	H10B-TOH-2LS-M25	1 007 01 0000247	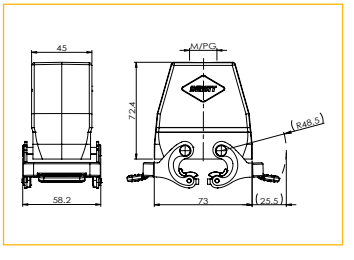
	M32	H10B-TOH-2LS-M32	1 007 01 0000248	
	PG16	H10B-TOH-2LS-PG16	1 007 01 0000250	
	PG21	H10B-TOH-2LS-PG21	1 007 01 0000251	

→ Size 10B

IP65

材料 Material: 金属外壳 Metal Hoods

Identification	Thread	Product Model	Order No.	Dimensions mm
外壳 中继 / Housings,Cable To Cable				
	M20	H10B-CTC-1LS-M20	1 007 01 0000325	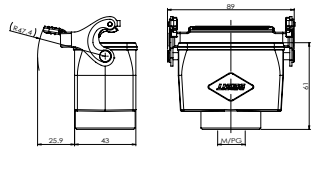
	M25	H10B-CTC-1LS-M25	1 007 01 0000326	
	M32	H10B-CTC-1LS-M32	1 007 01 0000327	
	PG13.5	H10B-CTC-1LS-PG13.5	1 007 01 0000328	
	PG16	H10B-CTC-1LS-PG16	1 007 01 0000329	
	PG21	H10B-CTC-1LS-PG21	1 007 01 0000330	
外壳 中继 / Housings,Cable To Cable				
	M20	H10B-CTCH-1LS-M20	1 007 01 0000331	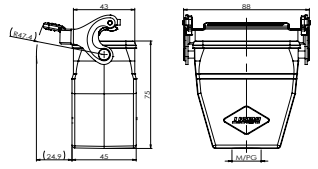
	M25	H10B-CTCH-1LS-M25	1 007 01 0000332	
	M32	H10B-CTCH-1LS-M32	1 007 01 0000333	
	PG16	H10B-CTCH-1LS-PG16	1 007 01 0000335	
	PG21	H10B-CTCH-1LS-PG21	1 007 01 0000336	
外壳 中继 / Housings,Cable To Cable				
	M20	H10B-CTC-2LS-M20	1 007 01 0000337	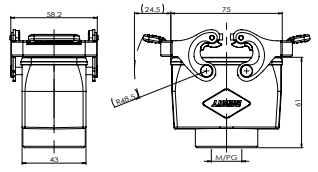
	M25	H10B-CTC-2LS-M25	1 007 01 0000338	
	M32	H10B-CTC-2LS-M32	1 007 01 0000339	
	PG13.5	H10B-CTC-2LS-PG13.5	1 007 01 0000340	
	PG16	H10B-CTC-2LS-PG16	1 007 01 0000341	
	PG21	H10B-CTC-2LS-PG21	1 007 01 0000342	
外壳 中继 / Housings,Cable To Cable				
	M25	H10B-CTCH-2LS-M25	1 007 01 0000344	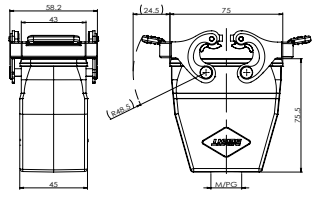
	M32	H10B-CTCH-2LS-M32	1 007 01 0000345	
	PG16	H10B-CTCH-2LS-PG16	1 007 01 0000347	
	PG21	H10B-CTCH-2LS-PG21	1 007 01 0000348	

外壳
Housing

→ Size 10B

IP68

材料 Material: 金属外壳 Metal Hoods

Identification	Thread	Product Model	Order No.	Dimensions mm
下壳 封底 / Housings,Surface Mounting				
	M20	H10B-SM-1L-M20	1 007 01 0000254	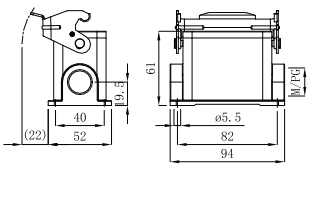
	2M20	H10B-SM-1L-2M20	1 007 01 0000255	
	M25	H10B-SM-1L-M25	1 007 01 0000256	
	2M25	H10B-SM-1L-2M25	1 007 01 0000257	
	PG13.5	H10B-SM-1L-PG13.5	1 007 01 0000258	
	2PG13.5	H10B-SM-1L-2PG13.5	1 007 01 0000259	
	PG16	H10B-SM-1L-PG16	1 007 01 0000260	
	2PG16	H10B-SM-1L-2PG16	1 007 01 0000261	
下壳 封底 / Housings,Surface Mounting				
	M20	H10B-SM-1LS-M20	1 007 01 0000970	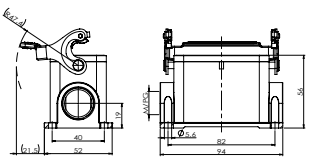
	M25	H10B-SM-1LS-M25	1 007 01 0000971	
	PG13.5	H10B-SM-1LS-PG13.5	1 007 01 0000972	
	PG16	H10B-SM-1LS-PG16	1 007 01 0000973	
下壳 封底 / Housings,Surface Mounting				
	M20	H10B-SM-1L-PC-M20	1 007 01 0000262	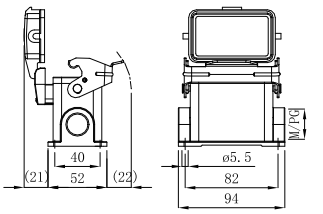
	2M20	H10B-SM-1L-PC-2M20	1 007 01 0000263	
	M25	H10B-SM-1L-PC-M25	1 007 01 0000264	
	2M25	H10B-SM-1L-PC-2M25	1 007 01 0000265	
	PG13.5	H10B-SM-1L-PC-PG13.5	1 007 01 0000266	
	2PG13.5	H10B-SM-1L-PC-2PG13.5	1 007 01 0000267	
	PG16	H10B-SM-1L-PC-PG16	1 007 01 0000268	
	2PG16	H10B-SM-1L-PC-2PG16	1 007 01 0000269	
下壳 封底 / Housings,Surface Mounting				
	M20	H10B-SM-1LS-PC-M20	1 007 01 0000974	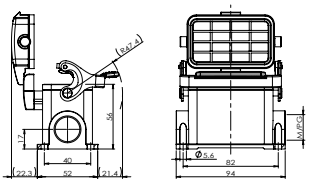
	M25	H10B-SM-1LS-PC-M25	1 007 01 0000975	
	PG13.5	H10B-SM-1LS-PC-PG13.5	1 007 01 0000976	
	PG16	H10B-SM-1LS-PC-PG16	1 007 01 0000977	
下壳高结构 封底 / Housings,Surface Mounting				
	M25	H10B-SMH-1L-M25	1 007 01 0000272	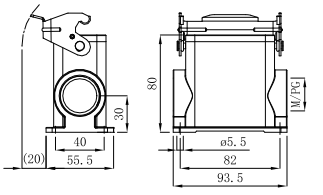
	2M25	H10B-SMH-1L-2M25	1 007 01 0000273	
	2PG16	H10B-SMH-1L-2PG16	1 007 01 0000275	
	PG21	H10B-SMH-1L-PG21	1 007 01 0000276	
	2PG21	H10B-SMH-1L-2PG21	1 007 01 0000277	
下壳高结构 封底 / Housings,Surface Mounting				
	M20	H10B-SMH-1LS-M20	1 007 01 0000978	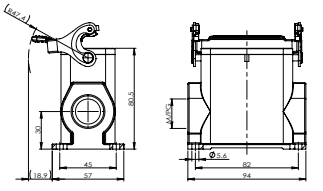
	M25	H10B-SMH-1LS-M25	1 007 01 0000979	
	PG16	H10B-SMH-1LS-PG16	1 007 01 0000980	
	PG21	H10B-SMH-1LS-PG21	1 007 01 0000981	

→ Size 10B

IP68

材料 Material: 金属外壳 Metal Hoods

Identification	Thread	Product Model	Order No.	Dimensions mm
下壳高结构 封底 / Housings,Surface Mounting				
	M25	H10B-SMH-1L-PC-M25	1 007 01 0000280	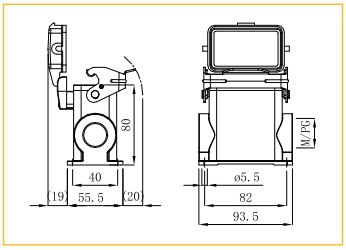
	2M25	H10B-SMH-1L-PC-2M25	1 007 01 0000281	
	PG16	H10B-SMH-1L-PC-PG16	1 007 01 0000282	
	2PG16	H10B-SMH-1L-PC-2PG16	1 007 01 0000283	
	PG21	H10B-SMH-1L-PC-PG21	1 007 01 0000284	
	2PG21	H10B-SMH-1L-PC-2PG21	1 007 01 0000285	
下壳高结构 封底 / Housings,Surface Mounting				
	M20	H10B-SMH-1LS-PC-M20	1 007 01 0000982	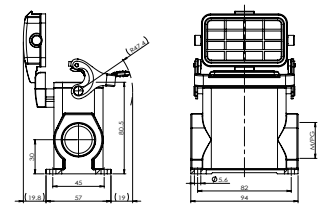
	M25	H10B-SMH-1LS-PC-M25	1 007 01 0000983	
	PG16	H10B-SMH-1LS-PC-PG16	1 007 01 0000984	
	PG21	H10B-SMH-1LS-PC-PG21	1 007 01 0000985	
下壳 封底 / Housings,Surface Mounting				
	M20	H10B-SM-2L-M20	1 007 01 0000287	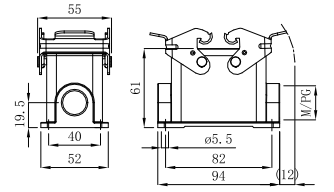
	2M20	H10B-SM-2L-2M20	1 007 01 0000288	
	M25	H10B-SM-2L-M25	1 007 01 0000289	
	2M25	H10B-SM-2L-2M25	1 007 01 0000290	
	PG13.5	H10B-SM-2L-PG13.5	1 007 01 0000291	
	2PG13.5	H10B-SM-2L-2PG13.5	1 007 01 0000292	
	PG16	H10B-SM-2L-PG16	1 007 01 0000293	
	2PG16	H10B-SM-2L-2PG16	1 007 01 0000294	
下壳 封底 / Housings,Surface Mounting				
	M20	H10B-SM-2LS-M20	1 007 01 0000987	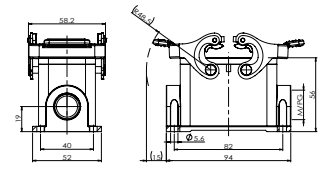
	M25	H10B-SM-2LS-M25	1 007 01 0000988	
	PG13.5	H10B-SM-2LS-PG13.5	1 007 01 0000989	
	PG16	H10B-SM-2LS-PG16	1 007 01 0000990	
下壳高结构 封底 / Housings,Surface Mounting				
	M25	H10B-SMH-2L-M25	1 007 01 0000297	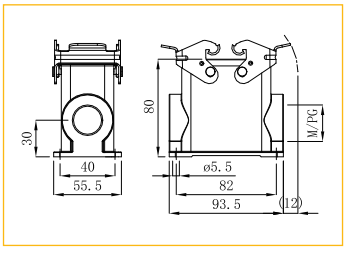
	2M25	H10B-SMH-2L-2M25	1 007 01 0000298	
	M32	H10B-SMH-2L-M32	1 007 01 0000299	
	2M32	H10B-SMH-2L-2M32	1 007 01 0000300	
	PG16	H10B-SMH-2L-PG16	1 007 01 0000301	
	2PG16	H10B-SMH-2L-2PG16	1 007 01 0000302	
	PG21	H10B-SMH-2L-PG21	1 007 01 0000303	
	2PG21	H10B-SMH-2L-2PG21	1 007 01 0000304	
	PG29	H10B-SMH-2L-PG29	1 007 01 0000305	
	2PG29	H10B-SMH-2L-2PG29	1 007 01 0000306	
下壳高结构 封底 / Housings,Surface Mounting				
	M20	H10B-SMH-2LS-M20	1 007 01 0000991	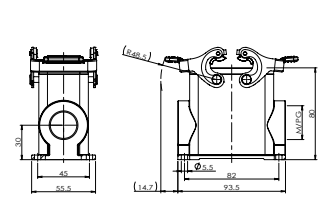
	M25	H10B-SMH-2LS-M25	1 007 01 0000992	
	M32	H10B-SMH-2LS-M32	1 007 01 0000993	
	PG16	H10B-SMH-2LS-PG16	1 007 01 0000994	
	PG21	H10B-SMH-2LS-PG21	1 007 01 0000995	
	PG29	H10B-SMH-2LS-PG29	1 007 01 0000996	

外壳
Housing

→ Size 10B　IP68

材料 Material:　金属外壳 Metal Hoods

Identification	Thread	Product Model	Order No.	Dimensions mm
下壳 封底 / Housings,Surface Mounting				
	M20	H10B-SM-4PR-M20	1 007 01 0000309	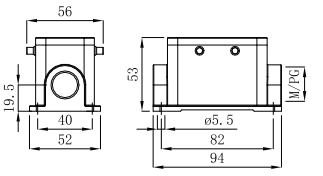
	2M20	H10B-SM-4PR-2M20	1 007 01 0000310	
	M25	H10B-SM-4PR-M25	1 007 01 0000311	
	2M25	H10B-SM-4PR-2M25	1 007 01 0000312	
	PG13.5	H10B-SM-4PR-PG13.5	1 007 01 0000313	
	2PG13.5	H10B-SM-4PR-2PG13.5	1 007 01 0000314	
	PG16	H10B-SM-4PR-PG16	1 007 01 0000315	
	2PG16	H10B-SM-4PR-2PG16	1 007 01 0000316	
下壳 封底 / Housings,Surface Mounting				
	M20	H10B-SM-4PR-PC-M20	1 007 01 0000317	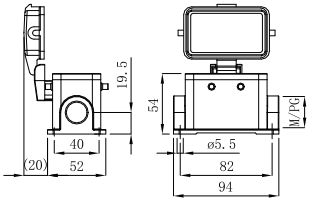
	2M20	H10B-SM-4PR-PC-2M20	1 007 01 0000318	
	M25	H10B-SM-4PR-PC-M25	1 007 01 0000319	
	2M25	H10B-SM-4PR-PC-2M25	1 007 01 0000320	
	PG13.5	H10B-SM-4PR-PC-PG13.5	1 007 01 0000321	
	2PG13.5	H10B-SM-4PR-PC-2PG13.5	1 007 01 0000322	
	PG16	H10B-SM-4PR-PC-PG16	1 007 01 0000323	
	2PG16	H10B-SM-4PR-PC-2PG16	1 007 01 0000324	
下壳 不封底 / Housings,Bulkhead Mounting				
		H10B-OM-4PR	1 007 01 0000307	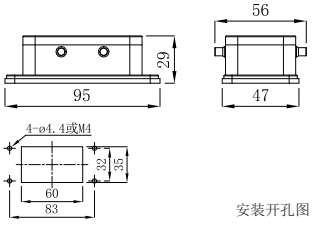 安装开孔图
下壳 不封底 / Housings,Bulkhead Mounting				
		H10B-OM-4PR-PC	1 007 01 0000308	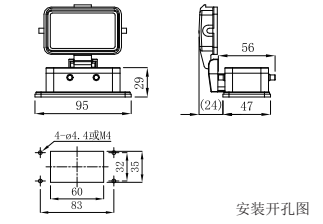 安装开孔图
下壳 不封底 / Housings,Bulkhead Mounting				
		H10B-OM-1L	1 007 01 0000252	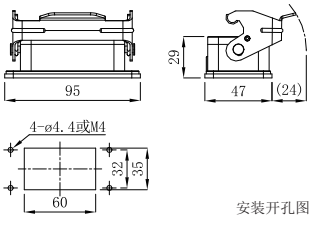 安装开孔图
下壳 不封底 / Housings,Bulkhead Mounting				
		H10B-OM-1LS	1 007 01 0000968	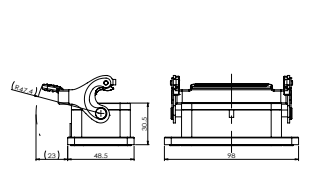 安装开孔图

→ Size 10B

IP68

材料 Material: 金属外壳 Metal Hoods

Identification	Thread	Product Model	Order No.	Dimensions mm
下壳 不封底 / Housings,Bulkhead Mounting				
		H10B-OM-1L-PC	1 007 01 0000253	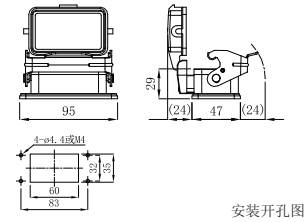
下壳 不封底 / Housings,Bulkhead Mounting				
		H10B-OM-1LS-PC	1 007 01 0000969	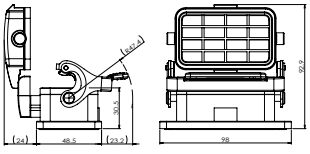
下壳 不封底 / Housings,Bulkhead Mounting				
		H10B-OM-2L	1 007 01 0000286	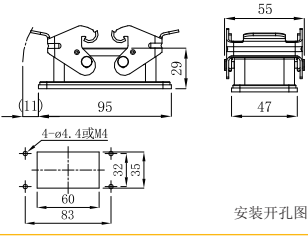
下壳 不封底 / Housings,Bulkhead Mounting				
		H10B-OM-2LS	1 007 01 0000986	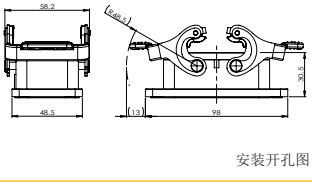

→ Size 10B

IP68

材料 Material: 金属外壳 Metal Hoods

Identification	Thread	Product Model	Order No.	Dimensions mm
保护盖 / Protection Covers				
		H10B-PC-4P	1 007 02 0000023	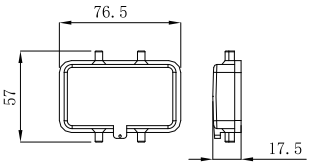
		H10B-PC-4P-N	1 007 02 0000024	
		H10B-PC-4P-NT	1 007 02 0000025	
		H10B-PC-4P-M	1 007 02 0000026	
		H10B-PC-4P-MT	1 007 02 0000027	
		配上壳，其他配下壳 For Hoods，Other For Housings		
保护盖 / Protection Covers				
		H10B-PC2-4P-N	1 007 02 0000028	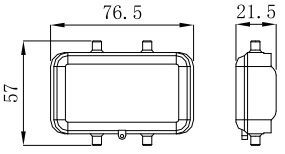
		H10B-PC2-4P-NT	1 007 02 0000029	
		H10B-PC2-4P-NG	1 007 02 0000030	
		H10B-PC2-4P-NTG	1 007 02 0000031	
		H10B-PC2-4P-M	1 007 02 0000032	
		H10B-PC2-4P-MT	1 007 02 0000033	
		H10B-PC2-4P-MG	1 007 02 0000034	
		H10B-PC2-4P-MTG	1 007 02 0000035	
		配上壳，其他配下壳 For Hoods，Other For Housings		
保护盖 / Protection Covers				
		H10B-PC-4S	1 007 02 0000036	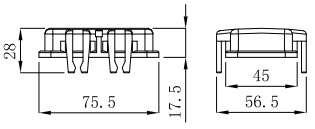
		H10B-PC-4S-N	1 007 02 0000037	
		H10B-PC-4S-NT	1 007 02 0000038	
		H10B-PC-4S-M	1 007 02 0000039	
		H10B-PC-4S-MT	1 007 02 0000040	
		配上壳，其他配下壳 For Hoods，Other For Housings		
保护盖 / Protection Covers				
		H10B-PC-2LP	1 007 02 0000041	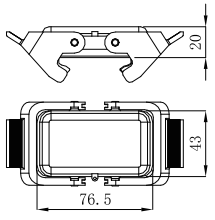
		H10B-PC-2LP-N	1 007 02 0000042	
		H10B-PC-2LP-NT	1 007 02 0000043	
		H10B-PC-2LP-C	1 007 02 0000044	
		H10B-PC-2LP-CT	1 007 02 0000045	
		配上壳，其他配下壳 For Hoods，Other For Housings		

外壳
Housing

→ Size HPR10B　IP68

材料 Material:　金属外壳 Metal Hoods

Identification	Thread	Product Model	Order No.	Dimensions mm
上壳 顶出线 / Hoods,Top Entry				
	M20	HPR10B-TO-2B-M20	1 007 11 0000037	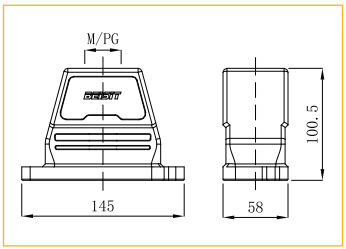
	M25	HPR10B-TO-2B-M25	1 007 11 0000038	
	M32	HPR10B-TO-2B-M32	1 007 11 0000039	
	PG16	HPR10B-TO-2B-PG16	1 007 11 0000040	
	PG21	HPR10B-TO-2B-PG21	1 007 11 0000041	
上壳 侧出线 / Hoods,Side Entry				
	M20	HPR10B-SO-2B-M20	1 007 11 0000042	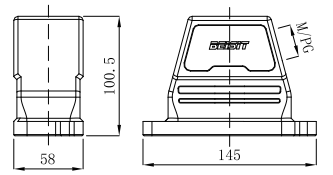
	M25	HPR10B-SO-2B-M25	1 007 11 0000043	
	M32	HPR10B-SO-2B-M32	1 007 11 0000044	
	PG16	HPR10B-SO-2B-PG16	1 007 11 0000045	
	PG21	HPR10B-SO-2B-PG21	1 007 11 0000046	
下壳 不封底 / Bulkhead Mounted Housings-Straight				
		HPR10B-OM-2B	1 007 11 0000047	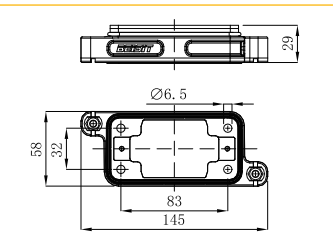
下壳 封底 / Housings				
	M20	HPR10B-SM-2B-M20	1 007 11 0000049	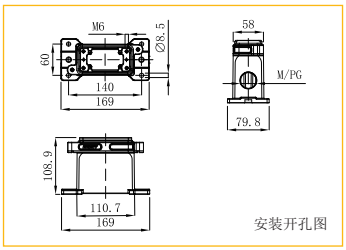
	M25	HPR10B-SM-2B-M25	1 007 11 0000050	
	2M25	HPR10B-SM-2B-2M25	1 007 11 0000051	
	M32	HPR10B-SM-2B-M32	1 007 01 0000258	
	2M32	HPR10B-SM-2B-2M32	1 007 11 0000053	
	M40	HPR10B-SM-2B-M40	1 007 11 0000054	
	2M40	HPR10B-SM-2B-2M40	1 007 01 0000261	
	M50	HPR10B-SM-2B-M50	1 007 11 0000055	
	PG16	HPR10B-SM-2B-PG16	1 007 11 0000056	
	PG21	HPR10B-SM-2B-PG21	1 007 11 0000057	
防护盖 / Protection Covers				
	M-U	HPR10B-MC-2B-M-U	1 007 02 0000098	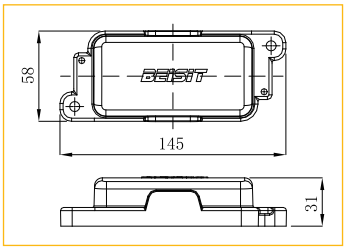
	M-D	HPR10B-MC-2B-M-D	1 007 02 0000099	

→ Size 16B

IP65

材料 Material: 金属外壳 Metal Hoods

Identification	Thread	Product Model	Order No.	Dimensions mm
上壳 侧出线 / Hoods,Side Entry				
	M20	H16B-SO-2PR-M20	1 007 01 0000360	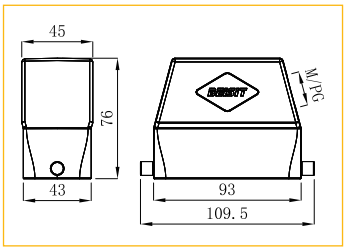
	M25	H16B-SO-2PR-M25	1 007 01 0000361	
	M32	H16B-SO-2PR-M32	1 007 01 0000362	
	PG13.5	H16B-SO-2PR-PG13.5	1 007 01 0000363	
	PG16	H16B-SO-2PR-PG16	1 007 01 0000364	
	PG21	H16B-SO-2PR-PG21	1 007 01 0000365	
上壳高结构 侧出线 / Hoods,Side Entry,High Construction				
	M25	H16B-SOH-2PR-M25	1 007 01 0000367	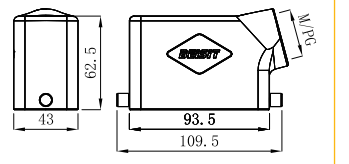
	M32	H16B-SOH-2PR-M32	1 007 01 0000368	
	M40	H16B-SOH-2PR-M40	1 007 01 0000900	
	PG16	H16B-SOH-2PR-PG16	1 007 01 0000370	
	PG21	H16B-SOH-2PR-PG21	1 007 01 0000371	
	PG29	H16B-SOH-2PR-PG29	1 007 01 0000372	
上壳 顶出线 / Hoods,Top Entry				
	M20	H16B-TO-2PR-M20	1 007 01 0000373	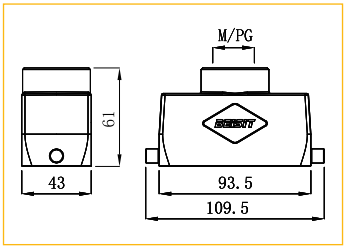
	M25	H16B-TO-2PR-M25	1 007 01 0000374	
	M32	H16B-TO-2PR-M32	1 007 01 0000375	
	PG13.5	H16B-TO-2PR-PG13.5	1 007 01 0000376	
	PG16	H16B-TO-2PR-PG16	1 007 01 0000377	
	PG21	H16B-TO-2PR-PG21	1 007 01 0000378	
	PG29	H16B-TO-2PR-PG29	1 007 01 0000379	
上壳高结构 顶出线 / Hoods,Top Entry,High Construction				
	M25	H16B-TOH-2PR-M25	1 007 01 0000381	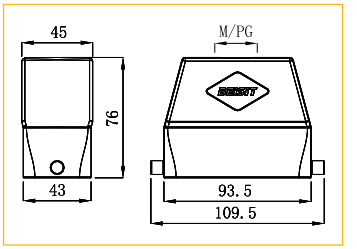
	M32	H16B-TOH-2PR-M32	1 007 01 0000382	
	M40	H16B-TOH-2PR-M40	1 007 01 0000897	
	PG16	H16B-TOH-2PR-PG16	1 007 01 0000384	
	PG21	H16B-TOH-2PR-PG21	1 007 01 0000385	
	PG29	H16B-TOH-2PR-PG29	1 007 01 0000386	
上壳 侧出线 / Hoods,Side Entry				
	M20	H16B-SO-4P-M20	1 007 01 0000387	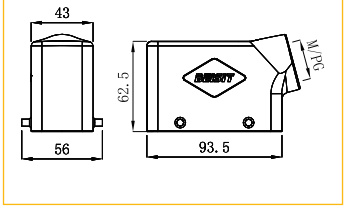
	M25	H16B-SO-4P-M25	1 007 01 0000388	
	M32	H16B-SO-4P-M32	1 007 01 0000389	
	PG13.5	H16B-SO-4P-PG13.5	1 007 01 0000390	
	PG16	H16B-SO-4P-PG16	1 007 01 0000391	
	PG21	H16B-SO-4P-PG21	1 007 01 0000392	
上壳高结构 侧出线 / Hoods,Side Entry,High Construction				
	M25	H16B-SOH-4P-M25	1 007 01 0000394	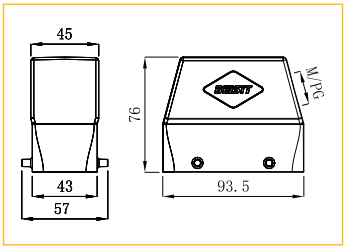
	M32	H16B-SOH-4P-M32	1 007 01 0000395	
	M40	H16B-SOH-4P-M40	1 007 01 0000895	
	PG16	H16B-SOH-4P-PG16	1 007 01 0000397	
	PG21	H16B-SOH-4P-PG21	1 007 01 0000398	
	PG29	H16B-SOH-4P-PG29	1 007 01 0000399	

外壳
Housing

→ Size 16B

IP65

材料 Material: 金属外壳 Metal Hoods

Identification	Thread	Product Model	Order No.	Dimensions mm
上壳 顶出线 / Hoods,Top Entry				
	M20	H16B-TO-4P-M20	1 007 01 0000400	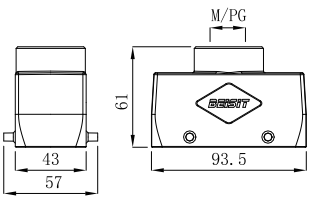
	M25	H16B-TO-4P-M25	1 007 01 0000401	
	M32	H16B-TO-4P-M32	1 007 01 0000402	
	PG13.5	H16B-TO-4P-PG13.5	1 007 01 0000403	
	PG16	H16B-TO-4P-PG16	1 007 01 0000404	
	PG21	H16B-TO-4P-PG21	1 007 01 0000405	
	PG29	H16B-TO-4P-PG29	1 007 01 0000406	
上壳高结构 顶出线 / Hoods,Top Entry,High Construction				
	M25	H16B-TOH-4P-M25	1 007 01 0000408	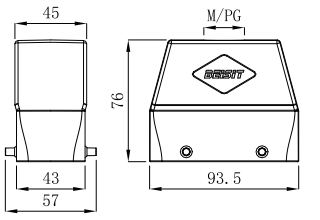
	M32	H16B-TOH-4P-M32	1 007 01 0000409	
	M40	H16B-TOH-4P-M40	1 007 01 0000899	
	PG16	H16B-TOH-4P-PG16	1 007 01 0000411	
	PG21	H16B-TOH-4P-PG21	1 007 01 0000412	
	PG29	H16B-TOH-4P-PG29	1 007 01 0000413	
上壳 侧出线 / Hoods,Side Entry				
	M20	H16B-SO-2LS-M20	1 007 01 0000414	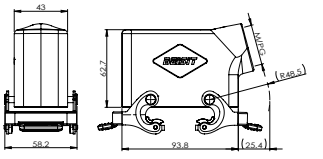
	M25	H16B-SO-2LS-M25	1 007 01 0000415	
	M32	H16B-SO-2LS-M32	1 007 01 0000416	
	PG13.5	H16B-SO-2LS-PG13.5	1 007 01 0000417	
	PG16	H16B-SO-2LS-PG16	1 007 01 0000418	
	PG21	H16B-SO-2LS-PG21	1 007 01 0000419	
上壳高结构 侧出线 / Hoods,Side Entry,High Construction				
	M25	H16B-SOH-2LS-M25	1 007 01 0000421	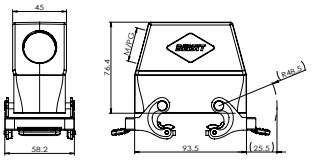
	M32	H16B-SOH-2LS-M32	1 007 01 0000422	
	PG16	H16B-SOH-2LS-PG16	1 007 01 0000424	
	PG21	H16B-SOH-2LS-PG21	1 007 01 0000425	
	PG29	H16B-SOH-2LS-PG29	1 007 01 0000426	
上壳 顶出线 / Hoods,Top Entry				
	M20	H16B-TO-2LS-M20	1 007 01 0000427	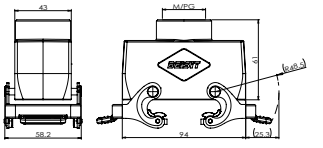
	M25	H16B-TO-2LS-M25	1 007 01 0000428	
	M32	H16B-TO-2LS-M32	1 007 01 0000429	
	PG13.5	H16B-TO-2LS-PG13.5	1 007 01 0000430	
	PG16	H16B-TO-2LS-PG16	1 007 01 0000431	
	PG21	H16B-TO-2LS-PG21	1 007 01 0000432	
	PG29	H16B-TO-2LS-PG29	1 007 01 0000433	
上壳高结构 顶出线 / Hoods,Top Entry,High Construction				
	M25	H16B-TOH-2LS-M25	1 007 01 0000435	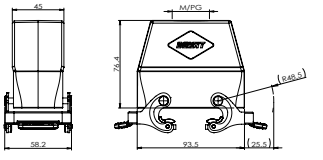
	M32	H16B-TOH-2LS-M32	1 007 01 0000436	
	PG16	H16B-TOH-2LS-PG16	1 007 01 0000438	
	PG21	H16B-TOH-2LS-PG21	1 007 01 0000439	
	PG29	H16B-TOH-2LS-PG29	1 007 01 0000440	

→ Size 16B

IP65

材料 Material: 金属外壳 Metal Hoods

Identification	Thread	Product Model	Order No.	Dimensions mm
外壳 中继 / Housings,Cable To Cable				
	M20	H16B-CTC-1LS-M20	1 007 01 0000514	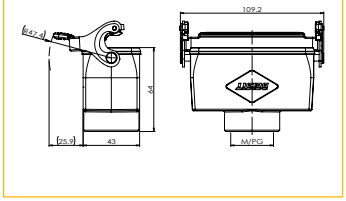
	M25	H16B-CTC-1LS-M25	1 007 01 0000515	
	M32	H16B-CTC-1LS-M32	1 007 01 0000516	
	PG13.5	H16B-CTC-1LS-PG13.5	1 007 01 0000517	
	PG16	H16B-CTC-1LS-PG16	1 007 01 0000518	
	PG21	H16B-CTC-1LS-PG21	1 007 01 0000519	
	PG29	H16B-CTC-1LS-PG29	1 007 01 0000520	
外壳 中继 / Housings, Cable To Cable				
	M20	H16B-CTCH-1LS-M20	1 007 01 0000521	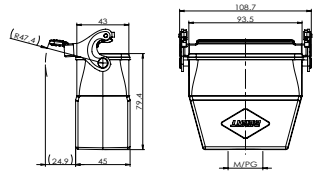
	M25	H16B-CTCH-1LS-M25	1 007 01 0000522	
	M32	H16B-CTCH-1LS-M32	1 007 01 0000523	
	PG21	H16B-CTCH-1LS-PG21	1 007 01 0000526	
	PG29	H16B-CTCH-1LS-PG29	1 007 01 0000527	
外壳 中继 / Housings, Cable To Cable				
	M20	H16B-CTC-2LS-M20	1 007 01 0000528	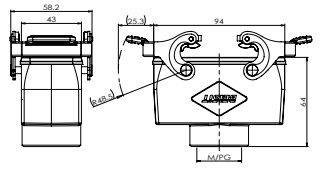
	M25	H16B-CTC-2LS-M25	1 007 01 0000529	
	M32	H16B-CTC-2LS-M32	1 007 01 0000530	
	PG13.5	H16B-CTC-2LS-PG13.5	1 007 01 0000531	
	PG16	H16B-CTC-2LS-PG16	1 007 01 0000532	
	PG21	H16B-CTC-2LS-PG21	1 007 01 0000533	
	PG29	H16B-CTC-2LS-PG29	1 007 01 0000534	
外壳 中继 / Housings, Cable To Cable				
	M25	H16B-CTCH-2LS-M25	1 007 01 0000536	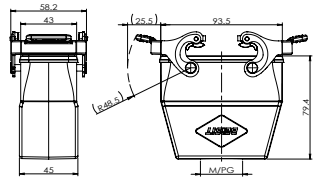
	M32	H16B-CTCH-2LS-M32	1 007 01 0000537	
	PG16	H16B-CTCH-2LS-PG16	1 007 01 0000539	
	PG21	H16B-CTCH-2LS-PG21	1 007 01 0000540	
	PG29	H16B-CTCH-2LS-PG29	1 007 01 0000541	

→ Size 16B

IP65

材料 Material: 金属外壳 Metal Hoods

Identification	Thread	Product Model	Order No.	Dimensions mm
下壳 封底 / Housings,Surface Mounting				
	M20	H16B-SM-1L-M20	1 007 01 0000443	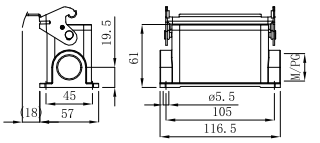
	2M20	H16B-SM-1L-2M20	1 007 01 0000444	
	M25	H16B-SM-1L-M25	1 007 01 0000445	
	2M25	H16B-SM-1L-2M25	1 007 01 0000446	
	PG13.5	H16B-SM-1L-PG13.5	1 007 01 0000447	
	2PG13.5	H16B-SM-1L-2PG13.5	1 007 01 0000448	
	PG16	H16B-SM-1L-PG16	1 007 01 0000449	
	2PG16	H16B-SM-1L-2PG16	1 007 01 0000450	
下壳 封底 / Housings,Surface Mounting				
	M20	H16B-SM-1LS-M20	1 007 01 0000999	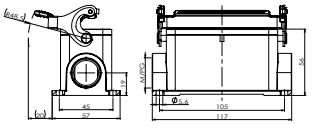
	M25	H16B-SM-1LS-M25	1 007 01 0001000	
	PG13.5	H16B-SM-1LS-PG13.5	1 007 01 0001001	
	PG16	H16B-SM-1LS-PG16	1 007 01 0001002	
下壳 封底 / Housings,Surface Mounting				
	M20	H16B-SM-1L-PC-M20	1 007 01 0000451	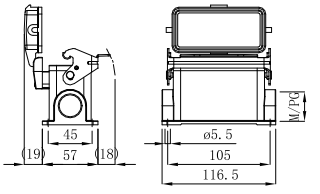
	2M20	H16B-SM-1L-PC-2M20	1 007 01 0000452	
	M25	H16B-SM-1L-PC-M25	1 007 01 0000453	
	2M25	H16B-SM-1L-PC-2M25	1 007 01 0000454	
	PG13.5	H16B-SM-1L-PC-PG13.5	1 007 01 0000455	
	2PG13.5	H16B-SM-1L-PC-2PG13.5	1 007 01 0000456	
	PG16	H16B-SM-1L-PC-PG16	1 007 01 0000457	
	2PG16	H16B-SM-1L-PC-2PG16	1 007 01 0000458	
下壳 封底 / Housings,Surface Mounting				
	M20	H16B-SM-1LS-PC-M20	1 007 01 0001003	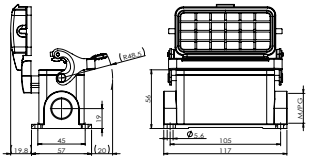
	M25	H16B-SM-1LS-PC-M25	1 007 01 0001004	
	PG13.5	H16B-SM-1LS-PC-PG13.5	1 007 01 0001005	
	PG16	H16B-SM-1LS-PC-PG16	1 007 01 0001006	
下壳高结构 封底 / Housings, Surface Mounting				
	M25	H16B-SMH-1L-M25	1 007 01 0000461	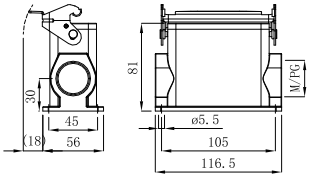
	2M25	H16B-SMH-1L-2M25	1 007 01 0000462	
	PG16	H16B-SMH-1L-PG16	1 007 01 0000463	
	2PG16	H16B-SMH-1L-2PG16	1 007 01 0000464	
	PG21	H16B-SMH-1L-PG21	1 007 01 0000465	
	2PG21	H16B-SMH-1L-2PG21	1 007 01 0000466	
下壳高结构 封底 / Housings, Surface Mounting				
	M20	H16B-SMH-1LS-M20	1 007 01 0001007	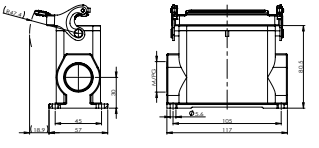
	M25	H16B-SMH-1LS-M25	1 007 01 0001008	
	PG16	H16B-SMH-1LS-PG16	1 007 01 0001009	
	PG21	H16B-SMH-1LS-PG21	1 007 01 0001010	

→ Size 16B

IP65

材料 Material: 金属外壳 Metal Hoods

Identification	Thread	Product Model	Order No.	Dimensions mm
下壳高结构 封底 / Housings, Surface Mounting				
	M20	H16B-SMH-1L-PC-M20	1 007 01 0000467	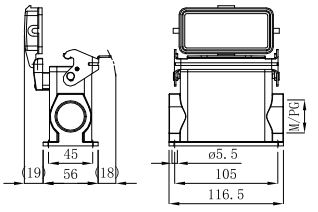
	2M20	H16B-SMH-1L-PC-2M20	1 007 01 0000468	
	M25	H16B-SMH-1L-PC-M25	1 007 01 0000469	
	2M25	H16B-SMH-1L-PC-2M25	1 007 01 0000470	
	PG16	H16B-SMH-1L-PC-PG16	1 007 01 0000471	
	2PG16	H16B-SMH-1L-PC-2PG16	1 007 01 0000472	
	PG21	H16B-SMH-1L-PC-PG21	1 007 01 0000473	
	2PG21	H16B-SMH-1L-PC-2PG21	1 007 01 0000474	
下壳高结构 封底 / Housings, Surface Mounting				
	M20	H16B-SMH-1LS-PC-M20	1 007 01 0001011	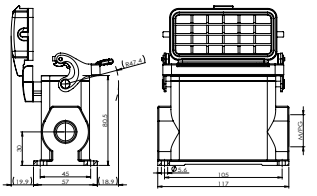
	M25	H16B-SMH-1LS-PC-M25	1 007 01 0001012	
	PG16	H16B-SMH-1LS-PC-PG16	1 007 01 0001013	
	PG21	H16B-SMH-1LS-PC-PG21	1 007 01 0001014	
下壳 封底 / Housings, Surface Mounting				
	M20	H16B-SM-2L-M20	1 007 01 0000476	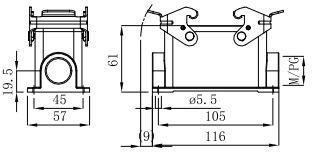
	2M20	H16B-SM-2L-2M20	1 007 01 0000477	
	M25	H16B-SM-2L-M25	1 007 01 0000478	
	2M25	H16B-SM-2L-2M25	1 007 01 0000479	
	PG13.5	H16B-SM-2L-PG13.5	1 007 01 0000480	
	2PG13.5	H16B-SM-2L-2PG13.5	1 007 01 0000481	
	PG16	H16B-SM-2L-PG16	1 007 01 0000482	
	2PG16	H16B-SM-2L-2PG16	1 007 01 0000483	
下壳 封底 / Housings, Surface Mounting				
	M20	H16B-SM-2LS-M20	1 007 01 0001016	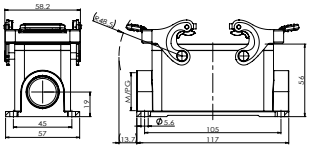
	2M20	H16B-SM-2LS-2M20	1 007 01 0001175	
	M25	H16B-SM-2LS-M25	1 007 01 0001017	
	2M25	H16B-SM-2LS-2M25	1 007 01 0001176	
	PG13.5	H16B-SM-2LS-PG13.5	1 007 01 0001018	
	PG16	H16B-SM-2LS-PG16	1 007 01 0001019	
下壳高结构 封底 / Housings, Surface Mounting				
	M25	H16B-SMH-2L-M25	1 007 01 0000486	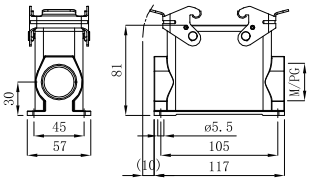
	2M25	H16B-SMH-2L-2M25	1 007 01 0000487	
	M32	H16B-SMH-2L-M32	1 007 01 0000488	
	2M32	H16B-SMH-2L-2M32	1 007 01 0000489	
	PG16	H16B-SMH-2L-PG16	1 007 01 0000490	
	2PG16	H16B-SMH-2L-2PG16	1 007 01 0000491	
	PG21	H16B-SMH-2L-PG21	1 007 01 0000492	
	2PG21	H16B-SMH-2L-2PG21	1 007 01 0000493	
	PG29	H16B-SMH-2L-PG29	1 007 01 0000494	
	2PG29	H16B-SMH-2L-2PG29	1 007 01 0000495	
下壳高结构 封底 / Housings, Surface Mounting				
	M20	H16B-SMH-2LS-M20	1 007 01 0001020	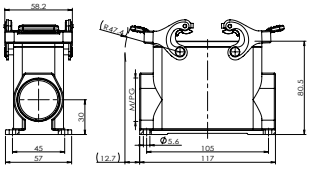
	M25	H16B-SMH-2LS-M25	1 007 01 0001021	
	M32	H16B-SMH-2LS-M32	1 007 01 0001022	
	PG16	H16B-SMH-2LS-PG16	1 007 01 0001023	
	PG21	H16B-SMH-2LS-PG21	1 007 01 0001024	
	PG29	H16B-SMH-2LS-PG29	1 007 01 0001025	

→ Size 16B

IP65

材料 Material: 金属外壳 Metal Hoods

Identification	Thread	Product Model	Order No.	Dimensions mm
下壳 封底 / Housings,Surface Mounting				
	M20	H16B-SM-4PR-M20	1 007 01 0000498	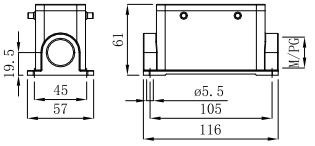
	2M20	H16B-SM-4PR-2M20	1 007 01 0000499	
	M25	H16B-SM-4PR-M25	1 007 01 0000500	
	2M25	H16B-SM-4PR-2M25	1 007 01 0000501	
	PG13.5	H16B-SM-4PR-PG13.5	1 007 01 0000502	
	2PG13.5	H16B-SM-4PR-2PG13.5	1 007 01 0000503	
	PG16	H16B-SM-4PR-PG16	1 007 01 0000504	
	2PG16	H16B-SM-4PR-2PG16	1 007 01 0000505	
下壳 封底 / Housings,Surface Mounting				
	M20	H16B-SM-4PR-PC-M20	1 007 01 0000506	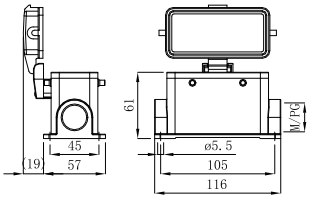
	2M20	H16B-SM-4PR-PC-2M20	1 007 01 0000507	
	M25	H16B-SM-4PR-PC-M25	1 007 01 0000508	
	2M25	H16B-SM-4PR-PC-2M25	1 007 01 0000509	
	PG13.5	H16B-SM-4PR-PC-PG13.5	1 007 01 0000510	
	2PG13.5	H16B-SM-4PR-PC-2PG13.5	1 007 01 0000511	
	PG16	H16B-SM-4PR-PC-PG16	1 007 01 0000512	
	2PG16	H16B-SM-4PR-PC-2PG16	1 007 01 0000513	
下壳 不封底 / Housings,Bulkhead Mounting				
		H16B-OM-1L	1 007 01 0000441	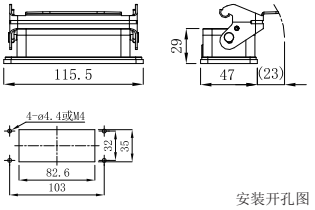 安装开孔图
下壳 不封底 / Housings,Bulkhead Mounting				
		H16B-OM-1LS	1 007 01 0000997	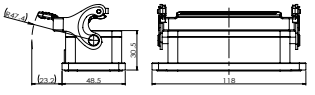 安装开孔图
下壳 不封底 / Housings,Bulkhead Mounting				
		H16B-OM-1L-PC	1 007 01 0000442	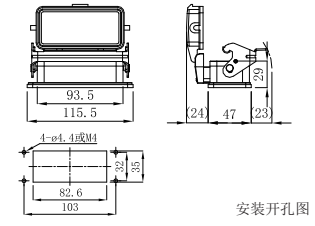 安装开孔图
下壳 不封底 / Housings,Bulkhead Mounting				
		H16B-OM-1LS-PC	1 007 01 0000998	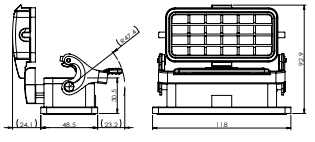 安装开孔图

→ Size 16B

IP65

材料 Material: 金属外壳 Metal Hoods

Identification	Thread	Product Model	Order No.	Dimensions mm
下壳 不封底 / Housings, Bulkhead Mounting				
		H16B-OM-2L	1 007 01 0000475	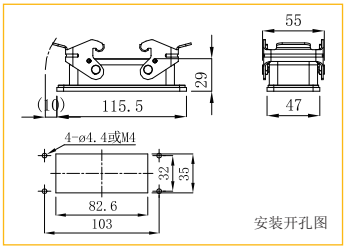
下壳 不封底 / Housings, Bulkhead Mounting				
		H16B-OM-2LS	1 007 01 0001015	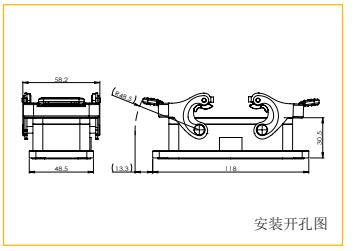
下壳 不封底 / Housings,Bulkhead Mounting				
		H16B-OM-4PR	1 007 01 0000496	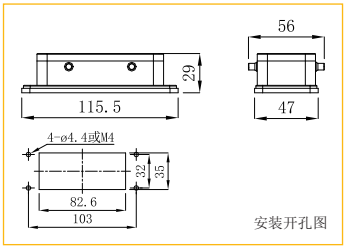
下壳 不封底 / Housings,Bulkhead Mounting				
		H16B-OM-4PR-PC	1 007 01 0000497	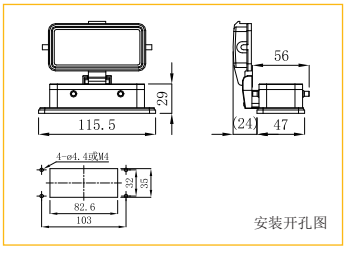

→ Size 16B

IP65

材料 Material: 金属外壳 Metal Hoods

Identification	Thread	Product Model	Order No.	Dimensions mm
保护盖 / Protection Covers				
		H16B-PC-4P	1 007 02 0000046	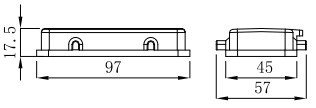
		H16B-PC-4P-N	1 007 02 0000047	
		H16B-PC-4P-NT	1 007 02 0000048	
		H16B-PC-4P-M	1 007 02 0000049	
		H16B-PC-4P-MT	1 007 02 0000050	
		配上壳，其他配下壳 For Hoods，Other For Housings		
保护盖 / Protection Covers				
		H16B-PC2-4P-N	1 007 02 0000051	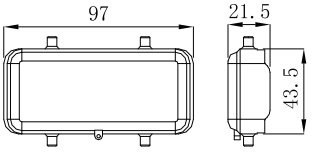
		H16B-PC2-4P-NT	1 007 02 0000052	
		H16B-PC2-4P-NG	1 007 02 0000053	
		H16B-PC2-4P-NTG	1 007 02 0000054	
		H16B-PC2-4P-M	1 007 02 0000055	
		H16B-PC2-4P-MT	1 007 02 0000056	
		H16B-PC2-4P-MG	1 007 02 0000057	
		H16B-PC2-4P-MTG	1 007 02 0000058	
		配上壳，其他配下壳 For Hoods，Other For Housings		
保护盖 / Protection Covers				
		H16B-PC-4S	1 007 02 0000059	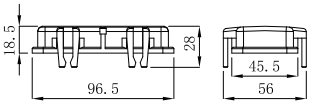
		H16B-PC-4S-N	1 007 02 0000060	
		H16B-PC-4S-NT	1 007 02 0000061	
		H16B-PC-4S-M	1 007 02 0000062	
		H16B-PC-4S-MT	1 007 02 0000063	
		配上壳，其他配下壳 For Hoods，Other For Housings		
保护盖 / Protection Covers				
		H16B-PC-2LP	1 007 02 0000064	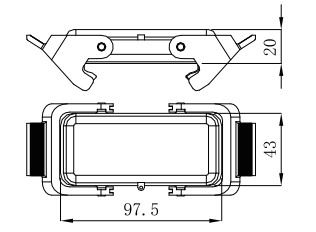
		H16B-PC-2LP-N	1 007 02 0000065	
		H16B-PC-2LP-NT	1 007 02 0000066	
		H16B-PC-2LP-M	1 007 02 0000067	
		H16B-PC-2LP-MT	1 007 02 0000068	
		配上壳，其他配下壳 For Hoods，Other For Housings		

外壳
Housing

→ Size HPR16B IP68

材料 Material: 金属外壳 Metal Hoods

Identification	Thread	Product Model	Order No.	Dimensions mm
上壳 顶出线 / Hoods,Top Entry				
	M25	HPR16B-TO-2B-M25	1 007 11 0000060	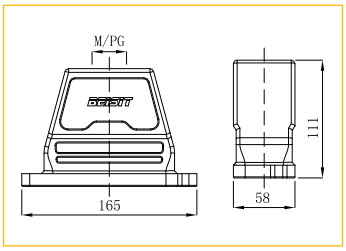
	2M25	HPR16B-TO-2B-2M25	1 007 11 0000061	
	M32	HPR16B-TO-2B-M32	1 007 11 0000062	
	M40	HPR16B-TO-2B-M40	1 007 11 0000063	
	M50	HPR16B-TO-2B-M50	1 007 11 0000064	
	PG21	HPR16B-TO-2B-PG21	1 007 11 0000065	
	2PG21	HPR16B-TO-2B-2PG21	1 007 11 0000066	
	PG29	HPR16B-TO-2B-PG29	1 007 11 0000067	
	PG36	HPR16B-TO-2B-PG36	1 007 11 0000068	
上壳 侧出线 / Hoods,Side Entry				
	M20	HPR16B-SO-2B-M20	1 007 11 0000069	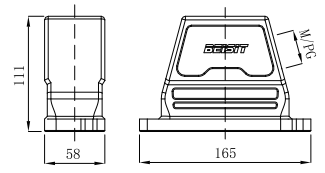
	M25	HPR16B-SO-2B-M25	1 007 11 0000070	
	M32	HPR16B-SO-2B-M32	1 007 11 0000071	
	M40	HPR16B-SO-2B-M40	1 007 11 0000072	
	M50	HPR16B-SO-2B-M50	1 007 11 0000073	
	PG21	HPR16B-SO-2B-PG21	1 007 11 0000074	
	PG29	HPR16B-SO-2B-PG29	1 007 11 0000075	
	PG36	HPR16B-SO-2B-PG36	1 007 11 0000076	
下壳 不封底 / Bulkhead Mounted Housings-Straight				
		HPR16B-OM-2B	1 007 11 0000077	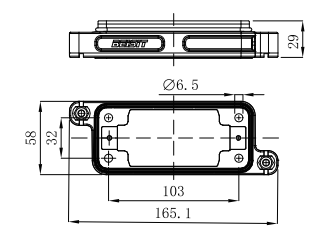
下壳 封底 / Housings				
	M25	HPR16B-SM-2B-M25	1 007 11 0000079	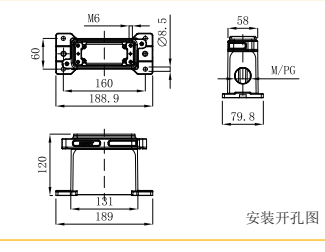
	2M25	HPR16B-SM-2B-2M25	1 007 01 0000444	
	M32	HPR16B-SM-2B-M32	1 007 11 0000080	
	2M32	HPR16B-SM-2B-2M32	1 007 01 0000446	
	M40	HPR16B-SM-2B-M40	1 007 11 0000081	
	2M40	HPR16B-SM-2B-2M40	1 007 11 0000082	
	M50	HPR16B-SM-2B-M50	1 007 11 0000083	
	2M50	HPR16B-SM-2B-2M50	1 007 01 0000450	
	PG21	HPR16B-SM-2B-PG21	1 007 11 0000084	
	2PG21	HPR16B-SM-2B-2PG21	1 007 11 0000085	
	PG36	HPR16B-SM-2B-PG36	1 007 11 0000086	
	2PG36	HPR16B-SM-2B-2PG36	1 007 11 0000087	
防护盖 / Protection Covers				
	M-U	HPR16B-MC-2B-M-U	1 007 02 0000100	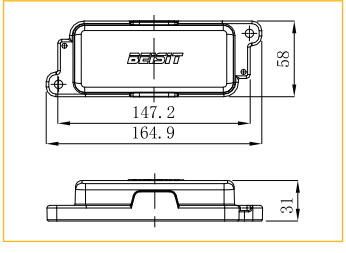
	M-D	HPR16B-MC-2B-M-D	1 007 02 0000101	

→ Size 24B

IP65

材料 Material: 金属外壳 Metal Hoods

Identification	Thread	Product Model	Order No.	Dimensions mm
上壳 侧出线 / Hoods,Side Entry				
	M20	H24B-SO-2PR-M20	1 007 01 0000553	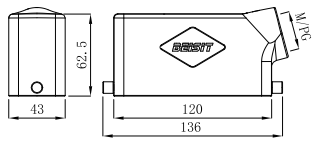
	M25	H24B-SO-2PR-M25	1 007 01 0000554	
	M32	H24B-SO-2PR-M32	1 007 01 0000555	
	PG13.5	H24B-SO-2PR-PG13.5	1 007 01 0000556	
	PG16	H24B-SO-2PR-PG16	1 007 01 0000557	
	PG21	H24B-SO-2PR-PG21	1 007 01 0000558	
上壳高结构 侧出线 / Hoods,Side Entry,High Construction				
	M25	H24B-SOH-2PR-M25	1 007 01 0000560	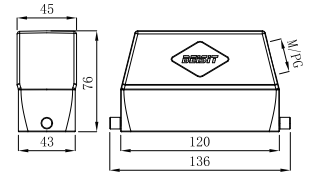
	M32	H24B-SOH-2PR-M32	1 007 01 0000561	
	M40	H24B-SOH-2PR-M40	1 007 01 0000893	
	PG16	H24B-SOH-2PR-PG16	1 007 01 0000563	
	PG21	H24B-SOH-2PR-PG21	1 007 01 0000564	
	PG29	H24B-SOH-2PR-PG29	1 007 01 0000565	
上壳 顶出线 / Hoods,Top Entry				
	M20	H24B-TO-2PR-M20	1 007 01 0000566	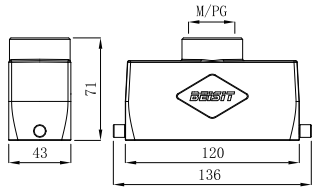
	M25	H24B-TO-2PR-M25	1 007 01 0000567	
	M32	H24B-TO-2PR-M32	1 007 01 0000568	
	PG13.5	H24B-TO-2PR-PG13.5	1 007 01 0000569	
	PG16	H24B-TO-2PR-PG16	1 007 01 0000570	
	PG21	H24B-TO-2PR-PG21	1 007 01 0000571	
	PG29	H24B-TO-2PR-PG29	1 007 01 0000572	
上壳高结构 顶出线 / Hoods,Top Entry,High Construction				
	M25	H24B-TOH-2PR-M25	1 007 01 0000574	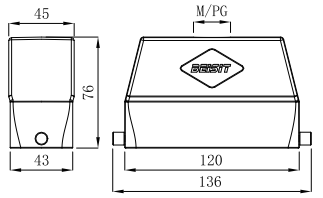
	M32	H24B-TOH-2PR-M32	1 007 01 0000575	
	M40	H24B-TOH-2PR-M40	1 007 01 0001088	
	PG16	H24B-TOH-2PR-PG16	1 007 01 0000577	
	PG21	H24B-TOH-2PR-PG21	1 007 01 0000578	
	PG29	H24B-TOH-2PR-PG29	1 007 01 0000579	
上壳 侧出线 / Hoods,Side Entry				
	M20	H24B-SO-4P-M20	1 007 01 0000580	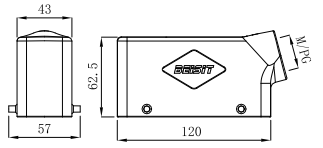
	M25	H24B-SO-4P-M25	1 007 01 0000581	
	M32	H24B-SO-4P-M32	1 007 01 0000582	
	PG13.5	H24B-SO-4P-PG13.5	1 007 01 0000583	
	PG16	H24B-SO-4P-PG16	1 007 01 0000584	
	PG21	H24B-SO-4P-PG21	1 007 01 0000585	
上壳高结构 侧出线 / Hoods,Side Entry,High Construction				
	M25	H24B-SOH-4P-M25	1 007 01 0000587	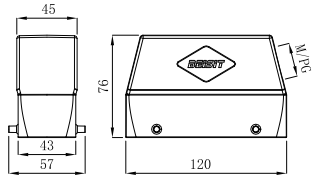
	M32	H24B-SOH-4P-M32	1 007 01 0000588	
	M40	H24B-SOH-4P-M40	1 007 01 0001089	
	PG16	H24B-SOH-4P-PG16	1 007 01 0000590	
	PG21	H24B-SOH-4P-PG21	1 007 01 0000591	
	PG29	H24B-SOH-4P-PG29	1 007 01 0000592	

→ Size 24B

IP65

材料 Material: 金属外壳 Metal Hoods

Identification	Thread	Product Model	Order No.	Dimensions mm
上壳 顶出线 / Hoods,Top Entry				
	M20	H24B-TO-4P-M20	1 007 01 0000593	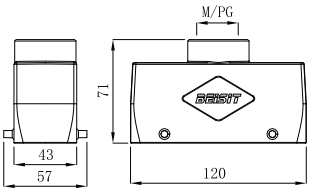
	M25	H24B-TO-4P-M25	1 007 01 0000594	
	M32	H24B-TO-4P-M32	1 007 01 0000595	
	PG13.5	H24B-TO-4P-PG13.5	1 007 01 0000596	
	PG16	H24B-TO-4P-PG16	1 007 01 0000597	
	PG21	H24B-TO-4P-PG21	1 007 01 0000598	
	PG29	H24B-TO-4P-PG29	1 007 01 0000599	
上壳高结构 顶出线 / Hoods,Top Entry,High Construction				
	M25	H24B-TOH-4P-M25	1 007 01 0000601	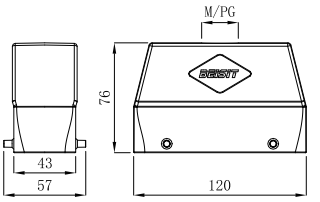
	M32	H24B-TOH-4P-M32	1 007 01 0000602	
	M40	H24B-TOH-4P-M40	1 007 01 0001090	
	PG16	H24B-TOH-4P-PG16	1 007 01 0000604	
	PG21	H24B-TOH-4P-PG21	1 007 01 0000605	
	PG29	H24B-TOH-4P-PG29	1 007 01 0000606	
上壳 侧出线 / Hoods,Side Entry				
	M20	H24B-SO-2LS-M20	1 007 01 0000607	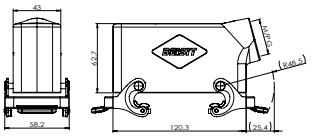
	M25	H24B-SO-2LS-M25	1 007 01 0000608	
	M32	H24B-SO-2LS-M32	1 007 01 0000609	
	PG13.5	H24B-SO-2LS-PG13.5	1 007 01 0000610	
	PG16	H24B-SO-2LS-PG16	1 007 01 0000611	
	PG21	H24B-SO-2LS-PG21	1 007 01 0000612	
上壳高结构 侧出线 / Hoods,Side Entry,High Construction				
	M25	H24B-SOH-2LS-M25	1 007 01 0000614	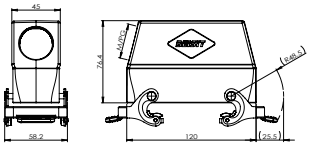
	M32	H24B-SOH-2LS-M32	1 007 01 0000615	
	PG16	H24B-SOH-2LS-PG16	1 007 01 0000617	
	PG21	H24B-SOH-2LS-PG21	1 007 01 0000618	
	PG29	H24B-SOH-2LS-PG29	1 007 01 0000619	
上壳 顶出线 / Hoods,Top Entry				
	M20	H24B-TO-2LS-M20	1 007 01 0000620	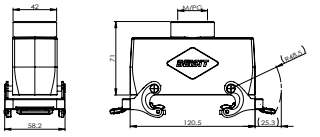
	M25	H24B-TO-2LS-M25	1 007 01 0000621	
	M32	H24B-TO-2LS-M32	1 007 01 0000622	
	PG13.5	H24B-TO-2LS-PG13.5	1 007 01 0000623	
	PG16	H24B-TO-2LS-PG16	1 007 01 0000624	
	PG21	H24B-TO-2LS-PG21	1 007 01 0000625	
	PG29	H24B-TO-2LS-PG29	1 007 01 0000626	
上壳高结构 顶出线 / Hoods,Top Entry,High Construction				
	M25	H24B-TOH-2LS-M25	1 007 01 0000628	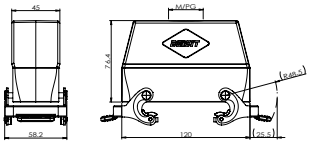
	M32	H24B-TOH-2LS-M32	1 007 01 0000629	
	PG16	H24B-TOH-2LS-PG16	1 007 01 0000631	
	PG21	H24B-TOH-2LS-PG21	1 007 01 0000632	
	PG29	H24B-TOH-2LS-PG29	1 007 01 0000633	

→ Size 24B

IP65

材料 Material: 金属外壳 Metal Hoods

Identification	Thread	Product Model	Order No.	Dimensions mm
外壳 中继 / Housings,Cable To Cable				
	M20	H24B-CTC-1L-M20	1 007 01 0000713	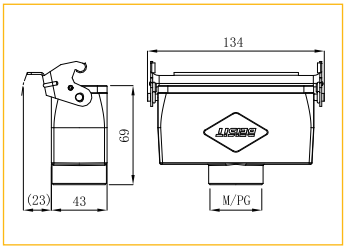
	M25	H24B-CTC-1L-M25	1 007 01 0000714	
	M32	H24B-CTC-1L-M32	1 007 01 0000715	
	PG13.5	H24B-CTC-1L-PG13.5	1 007 01 0000716	
	PG16	H24B-CTC-1L-PG16	1 007 01 0000717	
	PG21	H24B-CTC-1L-PG21	1 007 01 0000718	
	PG29	H24B-CTC-1L-PG29	1 007 01 0000719	
外壳 中继 / Housings, Cable To Cable				
	M25	H24B-CTCH-1L-M25	1 007 01 0000721	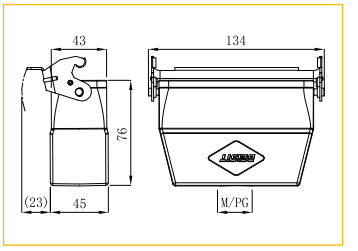
	M32	H24B-CTCH-1L-M32	1 007 01 0000722	
	PG16	H24B-CTCH-1L-PG16	1 007 01 0000724	
	PG21	H24B-CTCH-1L-PG21	1 007 01 0000725	
	PG29	H24B-CTCH-1L-PG29	1 007 01 0000726	
外壳 中继 / Housings, Cable To Cable				
	M20	H24B-CTC-2L-M20	1 007 01 0000727	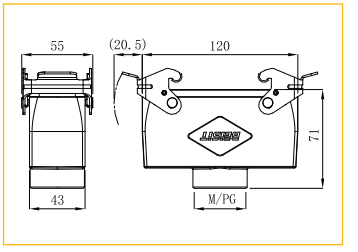
	M25	H24B-CTC-2L-M25	1 007 01 0000728	
	M32	H24B-CTC-2L-M32	1 007 01 0000729	
	PG13.5	H24B-CTC-2L-PG13.5	1 007 01 0000730	
	PG16	H24B-CTC-2L-PG16	1 007 01 0000731	
	PG21	H24B-CTC-2L-PG21	1 007 01 0000732	
	PG29	H24B-CTC-2L-PG29	1 007 01 0000733	
外壳 中继 / Housings, Cable To Cable				
	M25	H24B-CTCH-2L-M25	1 007 01 0000735	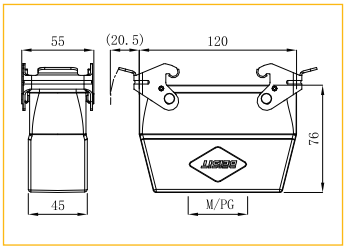
	M32	H24B-CTCH-2L-M32	1 007 01 0000736	
	PG16	H24B-CTCH-2L-PG16	1 007 01 0000738	
	PG21	H24B-CTCH-2L-PG21	1 007 01 0000739	
	PG29	H24B-CTCH-2L-PG29	1 007 01 0000740	

外壳
Housing

→ Size 24B　IP65

材料 Material:　金属外壳 Metal Hoods

Identification	Thread	Product Model	Order No.	Dimensions mm
下壳 封底 / Housings, Surface Mounting				
	M20	H24B-SM-1L-M20	1 007 01 0000636	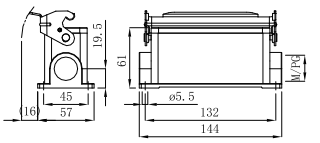
	2M20	H24B-SM-1L-2M20	1 007 01 0000637	
	M25	H24B-SM-1L-M25	1 007 01 0000638	
	2M25	H24B-SM-1L-2M25	1 007 01 0000639	
	PG13.5	H24B-SM-1L-PG13.5	1 007 01 0000640	
	2PG13.5	H24B-SM-1L-2PG13.5	1 007 01 0000641	
	PG16	H24B-SM-1L-PG16	1 007 01 0000642	
	2PG16	H24B-SM-1L-2PG16	1 007 01 0000643	
	PG21	H24B-SM-1L-PG21	1 007 01 0000644	
	2PG21	H24B-SM-1L-2PG21	1 007 01 0000645	
下壳 封底 / Housings, Surface Mounting				
	M20	H24B-SM-1LS-M20	1 007 01 0001028	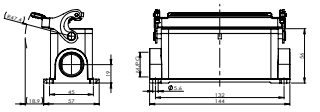
	2M20	H24B-SM-1LS-2M20	1 007 01 0001177	
	M25	H24B-SM-1LS-M25	1 007 01 0001029	
	2M25	H24B-SM-1LS-2M25	1 007 01 0001178	
	PG13.5	H24B-SM-1LS-PG13.5	1 007 01 0001030	
	PG16	H24B-SM-1LS-PG16	1 007 01 0001031	
	PG21	H24B-SM-1LS-PG21	1 007 01 0001032	
下壳 封底 / Housings, Surface Mounting				
	M20	H24B-SM-1L-PC-M20	1 007 01 0000646	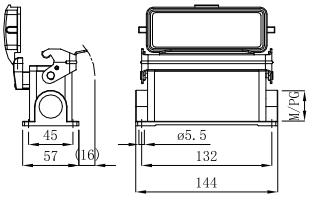
	2M20	H24B-SM-1L-PC-2M20	1 007 01 0000647	
	M25	H24B-SM-1L-PC-M25	1 007 01 0000648	
	2M25	H24B-SM-1L-PC-2M25	1 007 01 0000649	
	PG13.5	H24B-SM-1L-PC-PG13.5	1 007 01 0000650	
	2PG13.5	H24B-SM-1L-PC-2PG13.5	1 007 01 0000651	
	PG16	H24B-SM-1L-PC-PG16	1 007 01 0000652	
	2PG16	H24B-SM-1L-PC-2PG16	1 007 01 0000653	
	PG21	H24B-SM-1L-PC-PG21	1 007 01 0000654	
	2PG21	H24B-SM-1L-PC-2PG21	1 007 01 0000655	
下壳 封底 / Housings, Surface Mounting				
	M20	H24B-SM-1LS-PC-M20	1 007 01 0001033	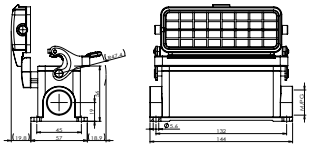
	M25	H24B-SM-1LS-PC-M25	1 007 01 0001034	
	PG13.5	H24B-SM-1LS-PC-PG13.5	1 007 01 0001035	
	PG16	H24B-SM-1LS-PC-PG16	1 007 01 0001036	
	PG21	H24B-SM-1LS-PC-PG21	1 007 01 0001037	
下壳高结构 封底 / Housings, Surface Mounting				
	M25	H24B-SMH-1L-M25	1 007 01 0000658	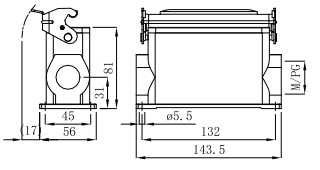
	2M25	H24B-SMH-1L-2M25	1 007 01 0000659	
	PG16	H24B-SMH-1L-PG16	1 007 01 0000660	
	2PG16	H24B-SMH-1L-2PG16	1 007 01 0000661	
	PG21	H24B-SMH-1L-PG21	1 007 01 0000662	
	2PG21	H24B-SMH-1L-2PG21	1 007 01 0000663	
下壳高结构 封底 / Housings, Surface Mounting				
	M20	H24B-SMH-1LS-M20	1 007 01 0001038	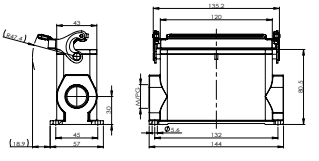
	M25	H24B-SMH-1LS-M25	1 007 01 0001039	
	PG16	H24B-SMH-1LS-PG16	1 007 01 0001040	
	PG21	H24B-SMH-1LS-PG21	1 007 01 0001041	

→ Size 24B

IP65

材料 Material: 金属外壳 Metal Hoods

Identification	Thread	Product Model	Order No.	Dimensions mm
下壳高结构 封底 / Housings, Surface Mounting				
	M25	H24B-SMH-1L-PC-M25	1 007 01 0000666	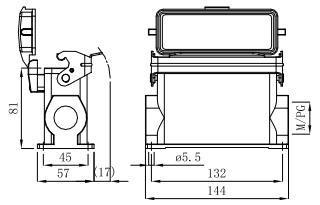
	2M25	H24B-SMH-1L-PC-2M25	1 007 01 0000667	
	PG16	H24B-SMH-1L-PC-PG16	1 007 01 0000668	
	2PG16	H24B-SMH-1L-PC-2PG16	1 007 01 0000669	
	PG21	H24B-SMH-1L-PC-PG21	1 007 01 0000670	
	2PG21	H24B-SMH-1L-PC-2PG21	1 007 01 0000671	
下壳高结构 封底 / Housings, Surface Mounting				
	M20	H24B-SMH-1LS-PC-M20	1 007 01 0001042	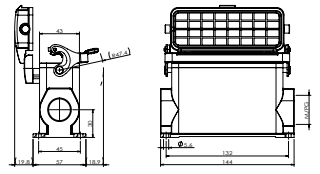
	M25	H24B-SMH-1LS-PC-M25	1 007 01 0001043	
	PG16	H24B-SMH-1LS-PC-PG16	1 007 01 0001044	
	PG21	H24B-SMH-1LS-PC-PG21	1 007 01 0001045	
下壳 封底 / Housings, Surface Mounting				
	M20	H24B-SM-2L-M20	1 007 01 0000673	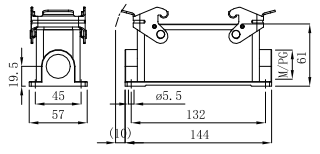
	2M20	H24B-SM-2L-2M20	1 007 01 0000674	
	M25	H24B-SM-2L-M25	1 007 01 0000675	
	2M25	H24B-SM-2L-2M25	1 007 01 0000676	
	PG16	H24B-SM-2L-PG16	1 007 01 0000677	
	2PG16	H24B-SM-2L-2PG16	1 007 01 0000678	
	PG21	H24B-SM-2L-PG21	1 007 01 0000679	
	2PG21	H24B-SM-2L-2PG21	1 007 01 0000680	
下壳 封底 / Housings, Surface Mounting				
	M20	H24B-SM-2LS-M20	1 007 01 0001047	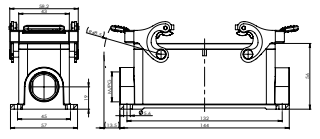
	2M20	H24B-SM-2LS-2M20	1 007 01 0001171	
	M25	H24B-SM-2LS-M25	1 007 01 0001048	
	2M25	H24B-SM-2LS-2M25	1 007 01 0001170	
	PG16	H24B-SM-2LS-PG16	1 007 01 0001049	
	PG21	H24B-SM-2LS-PG21	1 007 01 0001050	
下壳高结构 封底 / Housings, Surface Mounting				
	M25	H24B-SMH-2L-M25	1 007 01 0000683	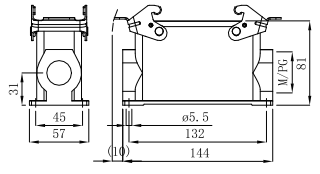
	2M25	H24B-SMH-2L-2M25	1 007 01 0000684	
	M32	H24B-SMH-2L-M32	1 007 01 0000685	
	2M32	H24B-SMH-2L-2M32	1 007 01 0000686	
	PG16	H24B-SMH-2L-PG16	1 007 01 0000687	
	2PG16	H24B-SMH-2L-2PG16	1 007 01 0000688	
	PG21	H24B-SMH-2L-PG21	1 007 01 0000689	
	2PG21	H24B-SMH-2L-2PG21	1 007 01 0000690	
	PG29	H24B-SMH-2L-PG29	1 007 01 0000691	
	2PG29	H24B-SMH-2L-2PG29	1 007 01 0000692	
下壳高结构 封底 / Housings, Surface Mounting				
	M20	H24B-SMH-2LS-M20	1 007 01 0001051	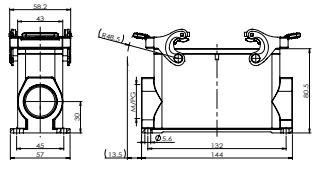
	M25	H24B-SMH-2LS-M25	1 007 01 0001052	
	M32	H24B-SMH-2LS-M32	1 007 01 0001053	
	PG16	H24B-SMH-2LS-PG16	1 007 01 0001054	
	PG21	H24B-SMH-2LS-PG21	1 007 01 0001055	
	PG29	H24B-SMH-2LS-PG29	1 007 01 0001056	

→ Size 24B

IP65

材料 Material: 金属外壳 Metal Hoods

Identification	Thread	Product Model	Order No.	Dimensions mm
下壳 封底 / Housings, Surface Mounting				
	M20	H24B-SM-4PR-M20	1 007 01 0000695	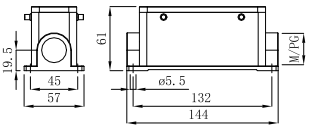
	2M20	H24B-SM-4PR-2M20	1 007 01 0000696	
	M25	H24B-SM-4PR-M25	1 007 01 0000697	
	2M25	H24B-SM-4PR-2M25	1 007 01 0000698	
	PG16	H24B-SM-4PR-PG16	1 007 01 0000699	
	2PG16	H24B-SM-4PR-2PG16	1 007 01 0000700	
	PG21	H24B-SM-4PR-PG21	1 007 01 0000701	
	2PG21	H24B-SM-4PR-P2G21	1 007 01 0000702	
下壳 封底 / Housings, Surface Mounting				
	M20	H24B-SM-4PR-PC-M20	1 007 01 0000703	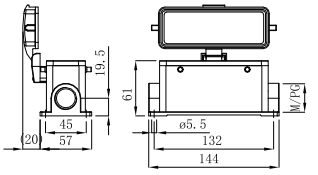
	2M20	H24B-SM-4PR-PC-2M20	1 007 01 0000704	
	M25	H24B-SM-4PR-PC-M25	1 007 01 0000705	
	2M25	H24B-SM-4PR-PC-2M25	1 007 01 0000706	
	PG13.5	H24B-SM-4PR-PC-PG13.5	1 007 01 0000707	
	2PG13.5	H24B-SM-4PR-PC-2PG13.5	1 007 01 0000708	
	PG16	H24B-SM-4PR-PC-PG16	1 007 01 0000709	
	2PG16	H24B-SM-4PR-PC-2PG16	1 007 01 0000710	
	PG21	H24B-SM-4PR-PC-PG21	1 007 01 0000711	
	2PG21	H24B-SM-4PR-PC-2PG21	1 007 01 0000712	
下壳 不封底 / Housings, Bulkhead Mounting				
		H24B-OM-1L	1 007 01 0000634	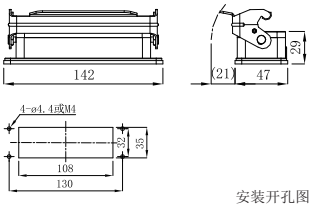 安装开孔图
下壳 不封底 / Housings, Bulkhead Mounting				
		H24B-OM-1LS	1 007 01 0001026	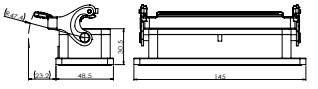 安装开孔图
下壳 不封底 / Housings, Bulkhead Mounting				
		H24B-OM-1L-PC	1 007 01 0000635	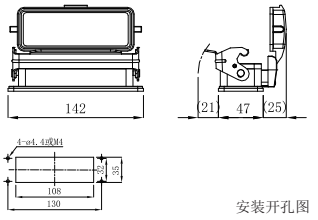 安装开孔图
下壳 不封底 / Housings, Bulkhead Mounting				
		H24B-OM-1LS-PC	1 007 01 0001027	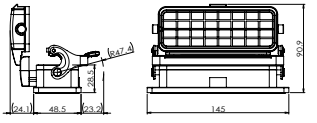 安装开孔图

→ Size 24B

IP65

材料 Material: 金属外壳 Metal Hoods

Identification	Thread	Product Model	Order No.	Dimensions mm
下壳 不封底 / Housings, Bulkhead Mounting				
		H24B-OM-2L	1 007 01 0000672	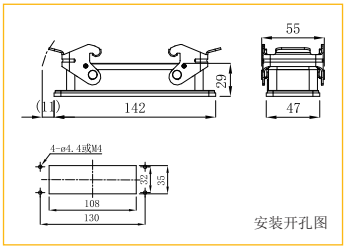
下壳 不封底 / Housings, Bulkhead Mounting				
		H24B-OM-2LS	1 007 01 0001046	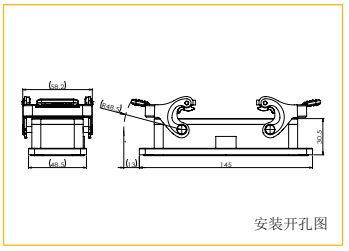
下壳 不封底 / Housings, Bulkhead Mounting				
		H24B-OM-4PR	1 007 01 0000693	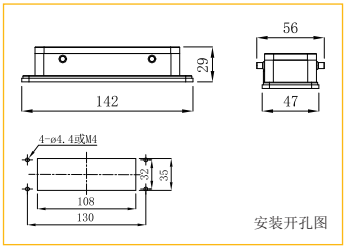
下壳 不封底 / Housings, Bulkhead Mounting				
		H24B-OM-4PR-PC	1 007 01 0000694	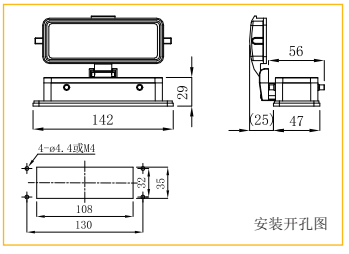

→ Size 24B

IP65

材料 Material: 金属外壳 Metal Hoods

Identification	Thread	Product Model	Order No.	Dimensions mm
保护盖 / Protection Covers				
		H24B-PC-4P	1 007 02 0000069	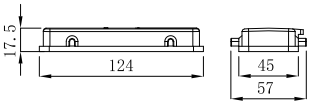
		H24B-PC-4P-N	1 007 02 0000070	
		H24B-PC-4P-NT	1 007 02 0000071	
		H24B-PC-4P-M	1 007 02 0000072	
		H24B-PC-4P-MT	1 007 02 0000073	
		配上壳，其他配下壳 For Hoods，Other For Housings		
保护盖 / Protection Covers				
		H24B-PC2-4P-N	1 007 02 0000074	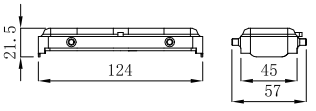
		H24B-PC2-4P-NT	1 007 02 0000075	
		H24B-PC2-4P-NG	1 007 02 0000076	
		H24B-PC2-4P-NTG	1 007 02 0000077	
		H24B-PC2-4P-M	1 007 02 0000078	
		H24B-PC2-4P-MT	1 007 02 0000079	
		H24B-PC2-4P-MG	1 007 02 0000080	
		H24B-PC2-4P-MTG	1 007 02 0000081	
		配上壳，其他配下壳 For Hoods，Other For Housings		
保护盖 / Protection Covers				
		H24B-PC-4S	1 007 02 0000082	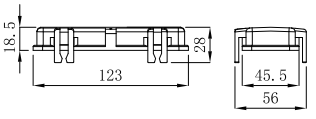
		H24B-PC-4S-N	1 007 02 0000083	
		H24B-PC-4S-NT	1 007 02 0000084	
		H24B-PC-4S-M	1 007 02 0000085	
		H24B-PC-4S-MT	1 007 02 0000086	
		配上壳，其他配下壳 For Hoods，Other For Housings		
保护盖 / Protection Covers				
		H24B-PC-2LP	1 007 02 0000087	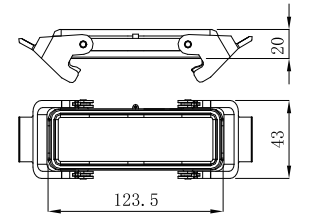
		H24B-PC-2LP-N	1 007 02 0000088	
		H24B-PC-2LP-NT	1 007 02 0000089	
		H24B-PC-2L-M	1 007 02 0000090	
		H24B-PC-2LP-MT	1 007 02 0000091	
		配上壳，其他配下壳 For Hoods，Other For Housings		

→ Size HPR24B

IP68

材料 Material: 金属外壳 Metal Hoods

Identification	Thread	Product Model	Order No.	Dimensions mm
上壳 顶出线 / Hoods,Top Entry				
	M25	HPR24B-TO-2B-M25	1 007 11 0000093	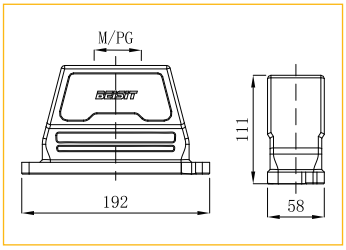
	M32	HPR24B-TO-2B-M32	1 007 11 0000094	
	M40	HPR24B-TO-2B-M40	1 007 11 0000095	
	M50	HPR24B-TO-2B-M50	1 007 11 0000096	
	2M25	HPR24B-TO-2B-2M25	1 007 11 0000097	
	2M32	HPR24B-TO-2B-2M32	1 007 11 0000098	
	2M40	HPR24B-TO-2B-2M40	1 007 11 0000099	
	3M25	HPR24B-TO-2B-3M25	1 007 11 0000100	
	4M20	HPR24B-TO-2B-4M20	1 007 11 0000102	
	4M25	HPR24B-TO-2B-4M25	1 007 11 0000103	
	PG21	HPR24B-TO-2B-PG21	1 007 11 0000104	
	PG29	HPR24B-TO-2B-PG29	1 007 11 0000105	
	PG36	HPR24B-TO-2B-PG36	1 007 11 0000106	
上壳 顶出线 / Hoods,Top Entry				
	M50	HPR24B-TOH-2B-M50	1 007 11 0000108	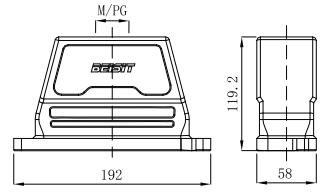
	3M32	HPR24B-TOH-2B-3M32	1 007 11 0000109	
	4M25	HPR24B-TOH-2B-4M25	1 007 11 0000110	
上壳 侧出线 / Hoods,Side Entry				
	M25	HPR24B-SO-2B-M25	1 007 11 0000112	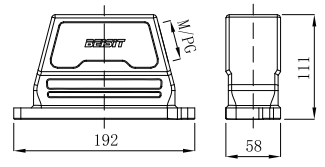
	M32	HPR24B-SO-2B-M32	1 007 11 0000113	
	M40	HPR24B-SO-2B-M40	1 007 11 0000114	
	M50	HPR24B-SO-2B-M50	1 007 11 0000115	
	PG21	HPR24B-SO-2B-PG21	1 007 11 0000116	
	PG29	HPR24B-SO-2B-PG29	1 007 11 0000117	
	PG36	HPR24B-SO-2B-PG36	1 007 11 0000118	
上壳 侧出线 / Hoods,Side Entry				
	2M32	HPR24B-SOH-2B	1 007 11 0000119	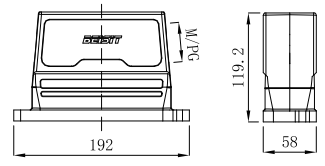

→ Size HPR24B

IP68

材料 Material: 金属外壳 Metal Hoods

Identification	Thread	Product Model	Order No.	Dimensions mm
下壳 不封底 / Bulkhead Mounted Housings-Straight				
		HPR24B-OM-2B	1 007 11 0000120	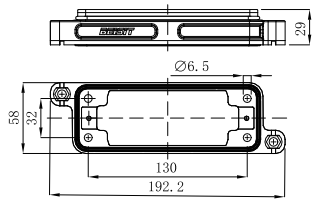
下壳 封底 / Housings				
	M25	HPR24B-SM-2B-M25	1 007 11 0000122	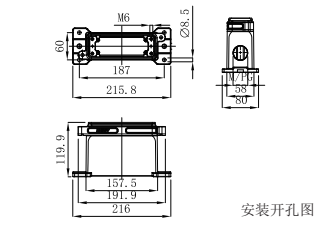
	M32	HPR24B-SM-2B-M32	1 007 11 0000123	
	M40	HPR24B-SM-2B-M40	1 007 11 0000124	
	PG21	HPR24B-SM-2B-PG21	1 007 11 0000127	
	PG29	HPR24B-SM-2B-PG29	1 007 11 0000128	
	PG36	HPR24B-SM-2B-PG36	1 007 11 0000129	
下壳 封底 / Housings				
	M40	HPR24B-SM-2B-M40	1 007 11 0000125	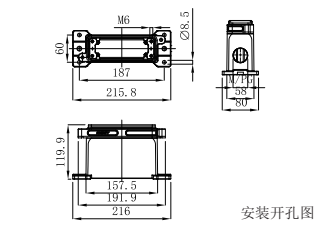
	M50	HPR24B-SM-2B-M50	1 007 11 0000126	
防护盖 / Protection Covers				
	M-U	HPR24B-MC-2B-M-U	1 007 02 0000102	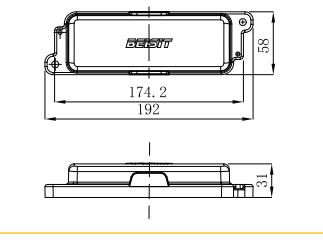
	M-D	HPR24B-MC-2B-M-D	1 007 02 0000103	

→ Size 32B

IP65

材料 Material: 金属外壳 Metal Hoods

Identification	Thread	Product Model	Order No.	Dimensions mm
上壳 侧出线 / Hoods, Side Entry				
	M32	H32B-SO-2PR-M32	1 007 01 0000752	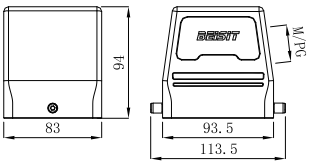
	M40	H32B-SO-2PR-M40	1 007 01 0000753	
	M50	H32B-SO-2PR-M50	1 007 01 0000754	
	PG21	H32B-SO-2PR-PG21	1 007 01 0000755	
	PG29	H32B-SO-2PR-PG29	1 007 01 0000756	
	PG36	H32B-SO-2PR-PG36	1 007 01 0000757	
	PG42	H32B-SO-2PR-PG42	1 007 01 0000758	
上壳 顶出线 / Hoods,Top Entry				
	M32	H32B-TO-2PR-M32	1 007 01 0000759	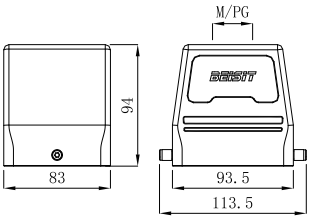
	M40	H32B-TO-2PR-M40	1 007 01 0000760	
	M50	H32B-TO-2PR-M50	1 007 01 0000761	
	PG21	H32B-TO-2PR-PG21	1 007 01 0000762	
	PG29	H32B-TO-2PR-PG29	1 007 01 0000763	
	PG36	H32B-TO-2PR-PG36	1 007 01 0000764	
	PG42	H32B-TO-2PR-PG42	1 007 01 0000765	
上壳 侧出线 / Hoods, Side Entry				
	M32	H32B-SO-4PR-M32	1 007 01 0000766	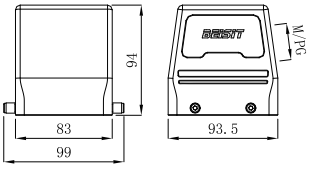
	M40	H32B-SO-4PR-M40	1 007 01 0000767	
	M50	H32B-SO-4PR-M50	1 007 01 0000768	
	PG21	H32B-SO-4PR-PG21	1 007 01 0000769	
	PG29	H32B-SO-4PR-PG29	1 007 01 0000770	
	PG36	H32B-SO-4PR-PG36	1 007 01 0000771	
	PG42	H32B-SO-4PR-PG42	1 007 01 0000772	
上壳 顶出线 / Hoods,Top Entry				
	M32	H32B-TO-4PR-M32	1 007 01 0000773	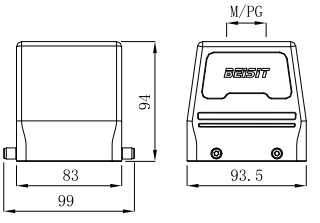
	M40	H32B-TO-4PR-M40	1 007 01 0000774	
	M50	H32B-TO-4PR-M50	1 007 01 0000775	
	PG21	H32B-TO-4PR-PG21	1 007 01 0000776	
	PG29	H32B-TO-4PR-PG29	1 007 01 0000777	
	PG36	H32B-TO-4PR-PG36	1 007 01 0000778	
	PG42	H32B-TO-4PR-PG42	1 007 01 0000779	
上壳 侧出线 / Hoods, Side Entry				
	M32	H32B-SO-2LS-M32	1 007 01 0000780	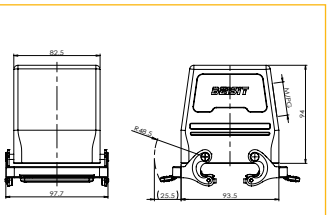
	M40	H32B-SO-2LS-M40	1 007 01 0000781	
	M50	H32B-SO-2LS-M50	1 007 01 0000782	
	PG29	H32B-SO-2LS-PG29	1 007 01 0000783	
	PG36	H32B-SO-2LS-PG36	1 007 01 0000784	
	PG42	H32B-SO-2LS-PG42	1 007 01 0000785	
上壳 顶出线 / Hoods,Top Entry				
	M32	H32B-TO-2LS-M32	1 007 01 0000786	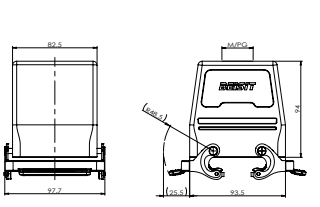
	M40	H32B-TO-2LS-M40	1 007 01 0000787	
	M50	H32B-TO-2LS-M50	1 007 01 0000788	
	PG29	H32B-TO-2LS-PG29	1 007 01 0000789	
	PG36	H32B-TO-2LS-PG36	1 007 01 0000790	
	PG42	H32B-TO-2LS-PG42	1 007 01 0000791	

外壳
Housing

→ Size 32B

IP65

材料 Material: 金属外壳 Metal Hoods

Identification	Thread	Product Model	Order No.	Dimensions mm
外壳 中继 / Housings, Cable To Cable				
	M32	H32B-CTC-2LS-M32	1 007 01 0000801	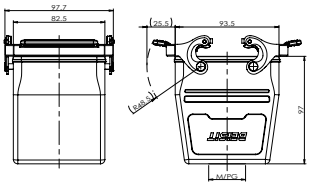
	M40	H32B-CTC-2LS-M40	1 007 01 0000802	
	M50	H32B-CTC-2LS-M50	1 007 01 0000803	
	PG29	H32B-CTC-2LS-PG29	1 007 01 0000804	
	PG36	H32B-CTC-2LS-PG36	1 007 01 0000805	
	PG42	H32B-CTC-2LS-PG42	1 007 01 0000806	
下壳 封底 / Housings, Surface Mounting				
	M25	H32B-SM-1L-M25	1 007 01 0000809	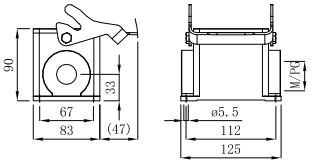
	2M25	H32B-SM-1L-2M25	1 007 01 0000810	
	M32	H32B-SM-1L-M32	1 007 01 0000811	
	2M32	H32B-SM-1L-2M32	1 007 01 0000812	
	M40	H32B-SM-1L-M40	1 007 01 0000813	
	2M40	H32B-SM-1L-2M40	1 007 01 0000814	
	PG29	H32B-SM-1L-PG29	1 007 01 0000815	
	2PG29	H32B-SM-1L-2PG29	1 007 01 0000816	
	PG36	H32B-SM-1L-PG36	1 007 01 0000817	
	2PG36	H32B-SM-1L-2PG36	1 007 01 0000818	
下壳 封底 / Housings, Surface Mounting				
	M25	H32B-SM-1LS-M25	1 007 01 0001059	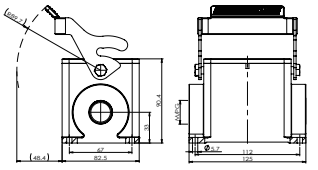
	2M25	H32B-SM-1LS-2M25	1 007 01 0001060	
	M32	H32B-SM-1LS-M32	1 007 01 0001061	
	2M32	H32B-SM-1LS-2M32	1 007 01 0001062	
	M40	H32B-SM-1LS-M40	1 007 01 0001063	
	2M40	H32B-SM-1LS-2M40	1 007 01 0001064	
	PG29	H32B-SM-1LS-PG29	1 007 01 0001065	
	2PG29	H32B-SM-1LS-2PG29	1 007 01 0001066	
	PG36	H32B-SM-1LS-PG36	1 007 01 0001067	
	2PG36	H32B-SM-1LS-2PG36	1 007 01 0001068	
下壳 封底 / Housings, Surface Mounting				
	M25	H32B-SM-1L-PC-M25	1 007 01 0000819	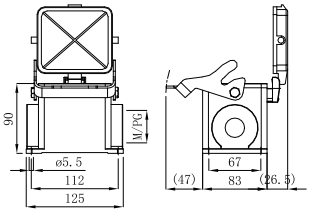
	2M25	H32B-SM-1L-PC-2M25	1 007 01 0000820	
	M32	H32B-SM-1L-PC-M32	1 007 01 0000821	
	2M32	H32B-SM-1L-PC-2M32	1 007 01 0000822	
	M40	H32B-SM-1L-PC-M40	1 007 01 0000823	
	2M40	H32B-SM-1L-PC-2M40	1 007 01 0000824	
	PG29	H32B-SM-1L-PC-PG29	1 007 01 0000825	
	2PG29	H32B-SM-1L-PC-2PG29	1 007 01 0000826	
	PG36	H32B-SM-1L-PC-PG36	1 007 01 0000827	
	2PG36	H32B-SM-1L-PC-2PG36	1 007 01 0000828	
下壳 封底 / Housings, Surface Mounting				
	M25	H32B-SM-1LS-PC-M25	1 007 01 0001069	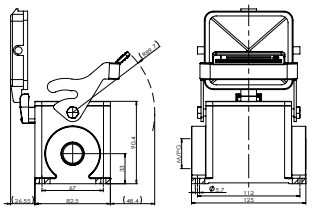
	2M25	H32B-SM-1LS-PC-2M25	1 007 01 0001070	
	M32	H32B-SM-1LS-PC-M32	1 007 01 0001071	
	2M32	H32B-SM-1LS-PC-2M32	1 007 01 0001072	
	M40	H32B-SM-1LS-PC-M40	1 007 01 0001073	
	2M40	H32B-SM-1LS-PC-2M40	1 007 01 0001074	
	PG29	H32B-SM-1LS-PC-PG29	1 007 01 0001075	
	2PG29	H32B-SM-1LS-PC-2PG29	1 007 01 0001076	
	PG36	H32B-SM-1LS-PC-PG36	1 007 01 0001077	
	2PG36	H32B-SM-1LS-PC-2PG36	1 007 01 0001078	
下壳 封底 / Housings, Surface Mounting				
	M32	H32B-SM-2L-M32	1 007 01 0000793	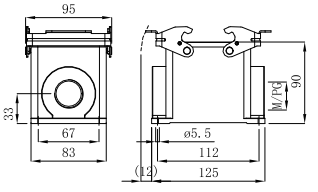
	2M32	H32B-SM-2L-2M32	1 007 01 0000794	
	M40	H32B-SM-2L-M40	1 007 01 0000795	
	2M40	H32B-SM-2L-2M40	1 007 01 0000796	
	PG29	H32B-SM-2L-PG29	1 007 01 0000797	
	2PG29	H32B-SM-2L-2PG29	1 007 01 0000798	
	PG36	H32B-SM-2L-PG36	1 007 01 0000799	
	2PG36	H32B-SM-2L-2PG36	1 007 01 0000800	

外壳
Housing

→ Size 32B

IP65

材料 Material: 金属外壳 Metal Hoods

Identification	Thread	Product Model	Order No.	Dimensions mm
下壳 封底 / Housings, Surface Mounting				
	M32	H32B-SM-2LS-M32	1 007 01 0001080	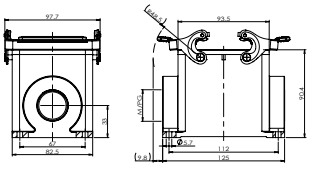
	2M32	H32B-SM-2LS-2M32	1 007 01 0001081	
	M40	H32B-SM-2LS-M40	1 007 01 0001082	
	2M40	H32B-SM-2LS-2M40	1 007 01 0001083	
	PG29	H32B-SM-2LS-PG29	1 007 01 0001084	
	2PG29	H32B-SM-2LS-2PG29	1 007 01 0001085	
	PG36	H32B-SM-2LS-PG36	1 007 01 0001086	
	2PG36	H32B-SM-2LS-2PG36	1 007 01 0001087	
下壳 封底 / Housings, Surface Mounting				
	M25	H32B-SM-4PR-M25	1 007 01 0000831	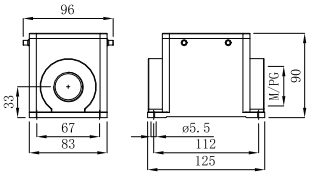
	2M25	H32B-SM-4PR-2M25	1 007 01 0000832	
	M32	H32B-SM-4PR-M32	1 007 01 0000833	
	2M32	H32B-SM-4PR-2M32	1 007 01 0000834	
	M40	H32B-SM-4PR-M40	1 007 01 0000835	
	2M40	H32B-SM-4PR-2M40	1 007 01 0000836	
	PG29	H32B-SM-4PR-PG29	1 007 01 0000837	
	2PG29	H32B-SM-4PR-2PG29	1 007 01 0000838	
	PG36	H32B-SM-4PR-PG36	1 007 01 0000839	
	2PG36	H32B-SM-4PR-2PG36	1 007 01 0000840	
下壳 封底 / Housings, Surface Mounting				
	M25	H32B-SM-4PR-PC-M25	1 007 01 0000841	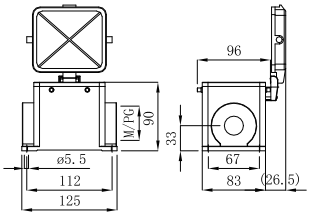
	2M25	H32B-SM-4PR-PC-2M25	1 007 01 0000842	
	M32	H32B-SM-4PR-PC-M32	1 007 01 0000843	
	2M32	H32B-SM-4PR-PC-2M32	1 007 01 0000844	
	M40	H32B-SM-4PR-PC-M40	1 007 01 0000845	
	2M40	H32B-SM-4PR-PC-2M40	1 007 01 0000846	
	PG29	H32B-SM-4PR-PC-PG29	1 007 01 0000847	
	2PG29	H32B-SM-4PR-PC-2PG29	1 007 01 0000848	
	PG36	H32B-SM-4PR-PC-PG36	1 007 01 0000849	
	2PG36	H32B-SM-4PR-PC-2PG36	1 007 01 0000850	
下壳 不封底 / Housings, Bulkhead Mounting				
		H32B-OM-1L	1 007 01 0000807	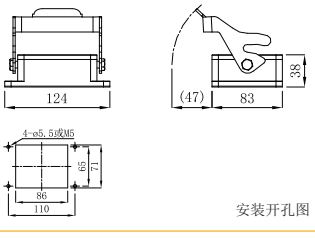 安装开孔图
下壳 不封底 / Housings, Bulkhead Mounting				
		H32B-OM-1LS	1 007 01 0001057	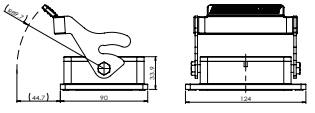 安装开孔图
下壳 不封底 / Housings, Bulkhead Mounting				
		H32B-OM-1L-PC	1 007 01 0000808	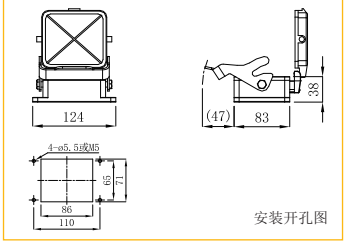 安装开孔图

→ Size 32B

IP65

材料 Material: 金属外壳 Metal Hoods

Identification	Thread	Product Model	Order No.	Dimensions mm
下壳 不封底 / Housings, Bulkhead Mounting				
		H32B-OM-1LS-PC	1 007 01 0001058	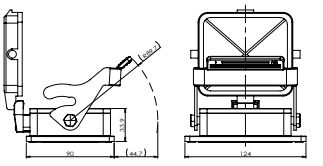 安装开孔图
下壳 不封底 / Housings, Bulkhead Mounting				
		H32B-OM-2L	1 007 01 0000792	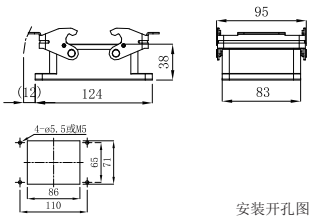 安装开孔图
下壳 不封底 / Housings, Bulkhead Mounting				
		H32B-OM-2LS	1 007 01 0001079	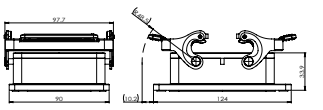 安装开孔图
下壳 不封底 / Housings, Bulkhead Mounting				
		H32B-OM-4PR	1 007 01 0000829	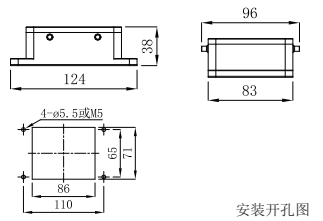 安装开孔图
下壳 不封底 / Housings, Bulkhead Mounting				
		H32B-OM-4PR-PC	1 007 01 0000830	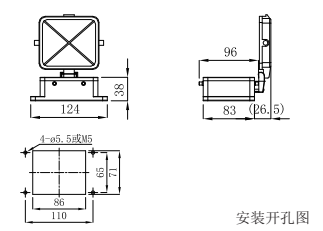 安装开孔图

→ Size 48B

IP65

材料 Material: 金属外壳 Metal Hoods

Identification	Thread	Product Model	Order No.	Dimensions mm
上壳 侧出线 / Hoods, Side Entry				
	M32	H48B-SO-2PR-M32	1 007 01 0000851	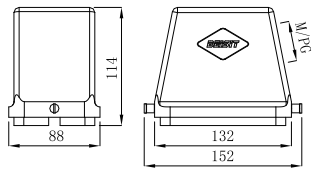
	M40	H48B-SO-2PR-M40	1 007 01 0000852	
	M50	H48B-SO-2PR-M50	1 007 01 0000853	
	PG29	H48B-SO-2PR-PG29	1 007 01 0000854	
	PG36	H48B-SO-2PR-PG36	1 007 01 0000855	
	PG42	H48B-SO-2PR-PG42	1 007 01 0000856	
上壳 顶出线 / Hoods, Op Entry				
	M32	H48B-TO-2PR-M32	1 007 01 0000857	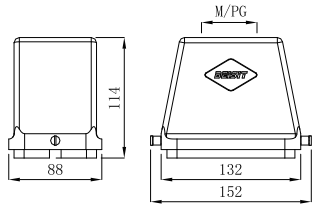
	M40	H48B-TO-2PR-M40	1 007 01 0000858	
	M50	H48B-TO-2PR-M50	1 007 01 0000859	
	PG29	H48B-TO-2PR-PG29	1 007 01 0000860	
	PG36	H48B-TO-2PR-PG36	1 007 01 0000861	
	PG42	H48B-TO-2PR-PG42	1 007 01 0000862	
下壳 不封底 / Housings, Bulkhead Mounting				
		H48B-OM-1L	1 007 01 0000863	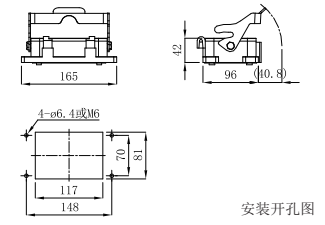
下壳 不封底 / Housings, Bulkhead Mounting				
		H48B-OM-1L-PC	1 007 01 0000864	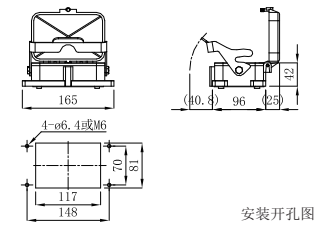
下壳 封底 / Housings, Surface Mounting				
	M25	H48B-SM-1L-M25	1 007 01 0000865	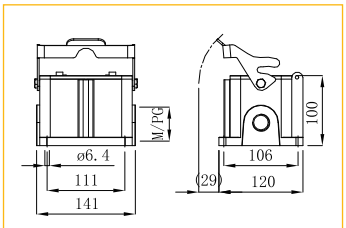
	2M25	H48B-SM-1L-2M25	1 007 01 0000866	
	M32	H48B-SM-1L-M32	1 007 01 0000867	
	2M32	H48B-SM-1L-2M32	1 007 01 0000868	
	M40	H48B-SM-1L-M40	1 007 01 0000869	
	2M40	H48B-SM-1L-2M40	1 007 01 0000870	
	PG29	H48B-SM-1L-PG29	1 007 01 0000871	
	2PG29	H48B-SM-1L-2PG29	1 007 01 0000872	
	PG36	H48B-SM-1L-PG36	1 007 01 0000873	
	2PG36	H48B-SM-1L-2PG36	1 007 01 0000874	
下壳 封底 / Housings, Surface Mounting				
	M25	H48B-SM-1L-PC-M25	1 007 01 0000875	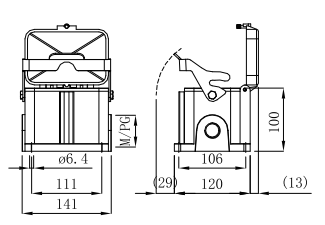
	2M25	H48B-SM-1L-PC-2M25	1 007 01 0000876	
	M32	H48B-SM-1L-PC-M32	1 007 01 0000877	
	2M32	H48B-SM-1L-PC-2M32	1 007 01 0000878	
	M40	H48B-SM-1L-PC-M40	1 007 01 0000879	
	2M40	H48B-SM-1L-PC-2M40	1 007 01 0000880	
	PG29	H48B-SM-1L-PC-PG29	1 007 01 0000881	
	2PG29	H48B-SM-1L-PC-2PG29	1 007 01 0000882	
	PG36	H48B-SM-1L-PC-PG36	1 007 01 0000883	
	2PG36	H48B-SM-1L-PC-2PG36	1 007 01 0000884	

→ HC

IP65

材料 Material: 塑料外壳 Plastic Hoods

Identification	Thread	Product Model	Order No.	Dimensions mm
上壳 侧出线 / Hoods, Side Entry				
	M25	HCP-SO-2P-M25	1 007 10 0000002	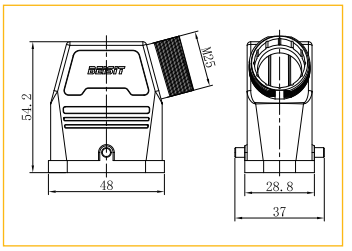
上壳 顶出线 / Hoods, Top Entry				
	M25	HCP-TO-2P-M25	1 007 10 0000004	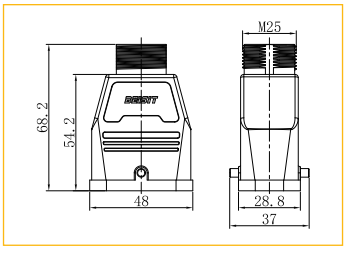
	PG16	HCP-TO-2P-PG16	1 007 10 0000003	
	PG21	HCP-TO-2P-PG21	1 007 10 0000005	
下壳 不封底 / Housings, Bulkhead Mounting				
		HCP-OM-1L	1 007 10 0000009	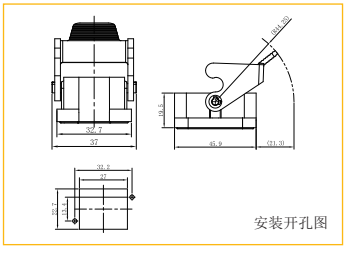
电缆接头 用于上壳 / Cable Gland, For Housings				
	M25	HCP-FKT-0D17	1 007 08 0000011	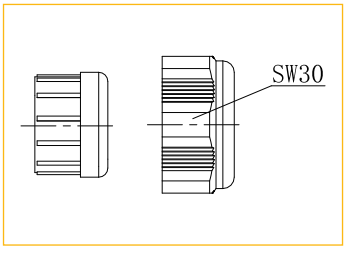
	M25	HCP-PM-M2515-0D17.5	1 007 08 0000010	

退针器
适用于16A接触件
型号：BST-TZ01
订货号：1 003 01 0000002

Removal Tool
Applicable To 16A Contact
Designation:BST-TZ01
Order No.1 003 01 0000002

冷压钳
适用于接触件压接
型号：BST-SLY01
订货号：1 003 03 0000001

Crimping Tool
Suitable For Contact Crimping
Designation:BST-SLY01
Order No.1 003 03 0000001

退针器
适用于10A接触件
型号：BST-TZ02
订货号：1 003 01 0000003

Removal Tool
Applicable to 10A Contact
Designation:BST-TZ02
Order No.1 003 01 0000003



气动压接钳
适用于接触件压接
型号：BST-QLY01
订货号：1 003 03 0000002

Pneumatic Crimping Tool
Suitable For Contact Crimping
Designation:BST-QLY01
Order No.1 003 03 0000002

材料名称 Material Brand No.	材料特性 Material Characteristics	应用 Application
纯铜 *Pure Copper*	含铜量最高的铜，呈紫红色又称紫铜。 Pure copper is the copper with the highest copper content, and it is purple-red, also known as red copper.	纯铜的电导率和热导率仅次于纯银，具有很好的导电和导热性能，常用于制造电线、电缆、电刷和制造须防磁性干扰的磁学仪器、仪表等。 The electrical conductivity and thermal conductivity of pure copper is second only to pure silver, and it has good electrical and thermal conductivity. It is often used in the manufacture of wires, cables, brushes, and the manufacture of magnetic instruments and meters that must be protected from magnetic interference.
黄铜 *Brass*	由铜和锌为主要元素所组成的合金材料，呈金黄色。由铜、锌两种元素组成的铜合金称为普通黄铜，主要用于制造阀门、水管和散热器等。 Brass is an alloy material composed of copper and zinc as the main elements, and it is golden yellow color. The copper alloy composed of copper and zinc is called common brass, which is mainly used to make valves, water pipes, and radiators.	由两种（如：铜、锌、铅、锡、锰、镍、铁、硅等）以上元素组成的铜合金称为特殊黄铜，它强度高、硬度大、耐化学腐蚀，易切削、耐磨，机械性能突出，主要用于铸造、机加黄铜零件等。 The copper alloy composed of two elements (such as copper, zinc, lead, tin, manganese, nickel, iron, silicon, etc.) is called special brass. It has high strength, high hardness, chemical corrosion resistance, easy cutting, and resistance. Grinding, outstanding mechanical properties, mainly used for casting, machined brass parts, etc.
白铜 *Cupronickel*	由铜和镍为主要元素所组成的合金材料，呈银白色。由铜、镍两种元素组成的铜合金称为称普通白铜。由两种（如：铜、镍、锰、铁、锌、铝等）以上元素组成的铜合金称为特殊复杂白铜。 Cupronickel is an alloy material composed of copper and nickel as the main elements, and it is silver-white color. The copper alloy composed of copper and nickel is called common cupronickel. Copper alloys composed of two elements (such as copper, nickel, manganese, iron, zinc, aluminum, etc.) are called special complex cupronickel.	工业用白铜分为结构白铜和电工白铜两大类：结构白铜机械性能好、耐蚀性、色泽美观，主要用于制造精密机械、配件、化工机械和船舶构件等；电工白铜具有良好的热电性能（如：锰铜、康铜、考铜），主要用于制造精密电工仪器、变阻器、精密电阻、应变片、热电偶等。 Industrial cupronickel is divided into two categories: structural cupronickel and electrical cupronickel: structural cupronickel has good mechanical properties, corrosion resistance, and beautiful color. It is mainly used to manufacture precision machinery, accessories, chemical machinery, and ship components; electrical cupronickel has good thermoelectric properties (Such as manganese bronze, constantan, copper), mainly used to manufacture precision electrical instruments, varistors, precision resistors, strain gauges, thermocouples, etc.
青铜 *Bronze*	由铜和锡或铅为主要元素所组成的合金材料，是除黄铜、白铜以外的第三类铜合金。青铜具有低熔点、硬度高、可塑性强、耐磨、耐腐蚀、色泽光亮等特点，主要用于铸造各种器具、机械零件等。 Bronze is an alloy material composed of copper and tin or leads as the main elements. It is the third type of copper alloy except for brass and cupronickel. Bronze has the characteristics of low melting point, high hardness, strong plasticity, wear resistance, corrosion resistance, and bright color. It is mainly used for casting various appliances and mechanical parts.	添加其它主要元素的青铜合金可用于特定的行业，如：适用于机械行业的锡青铜、铅青铜、铝青铜；适用于电子行业的磷青铜、铍青铜。 Bronze alloys with other main elements added can be used in specific industries, such as tin bronze, lead bronze, and aluminum bronze for the machinery industry; phosphor bronze and beryllium bronze for the electronics industry.
奥氏体不锈钢 *Austenitic stainless steel*	奥氏体不锈钢是指在常温下具有奥氏体组织的不锈钢。奥氏体不锈钢无磁性而且具有高韧性和塑性，但强度较低不能通过相变使之强化，仅能通过冷加工进行强化。 Austenitic stainless steel refers to stainless steel that has an austenitic structure at room temperature. Austenitic stainless steel is non-magnetic and has high toughness and plasticity, but its strength is low and cannot be strengthened by phase transformation. It can only be strengthened by cold working.	奥氏体不锈钢极好的抗腐蚀能力和良好的易切削性，其全面的和良好的综合性能,在各行各业中被广泛应用。 Austenitic stainless steel has excellent corrosion resistance and good machinability, and its comprehensive and good comprehensive properties are widely used in all walks of life.
马氏体不锈钢 *Martensitic stainless steel*	马氏体不锈钢是指在常温下具有马氏体组织的不锈钢。马氏体不锈钢具有弱无磁性，马氏体不锈钢是一种可以通过热处理（淬火、回火）对其性能进行调整的不锈。 Martensitic stainless steel refers to stainless steel that has an martensitic structure at room temperature. Martensitic stainless steel is weak and non-magnetic. Martensitic stainless steel is a kind of stainless steel whose properties can be adjusted by heat treatment (quenching and tempering).	马氏体不锈钢良好的抗腐蚀能力，主要用于有防腐蚀及需要零件热处理要求的场合。 Martensitic stainless steel has good corrosion resistance and is mainly used in applications where corrosion protection and heat treatment of parts are required.

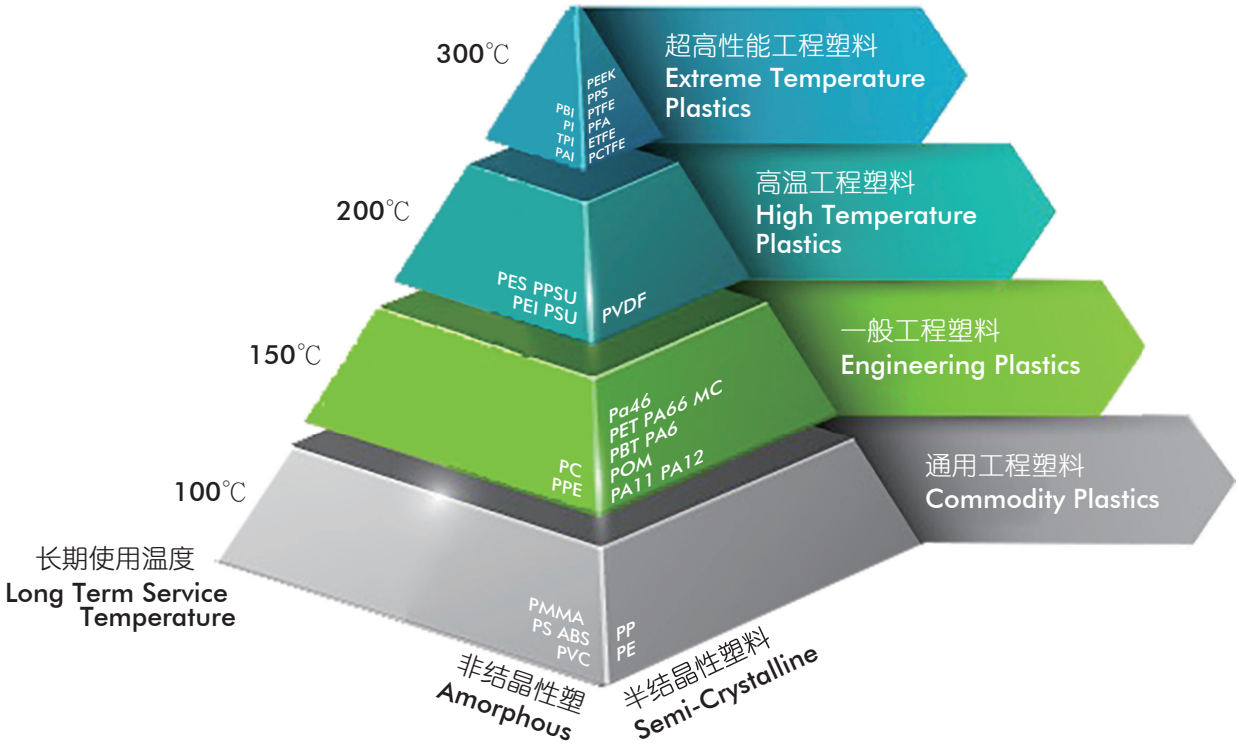

材料名称 Material brand no.	材料特性 Material Characteristics
结晶性塑料 *Crystalline Plastics*	有明显熔点(Tm)，固体时分子呈规则排列，强度较强，拉力也较强。熔解时比容积变化大，固化后较易收缩，内应力不易释放出来，成品不透明，成形中散热慢，冷模生产之日后收缩较大，热模生产之日后收缩较小。 Crystalline plastic have a clear melting point (Tm), and when they are in a solid state, the molecules are arranged regularly, with strong strength and strong tensile force. The specific volume changes greatly during melting, it is easier to shrink after solidification, the internal stress is not easy to release, the finished product is opaque, the heat dissipation is slow during forming, the shrinkage is larger after the production of cold molds, and the shrinkage is smaller after the production of hot molds.
非结晶性塑料 *Noncrystalline Plastics*	无明显熔点，固体时分子呈不规则排列，熔解时比容积变化不大，固化后不易收缩，成品透明性佳，料温越高色泽越黄，成形中散热快。 Noncrystalline plastic has no obvious melting point. When the state is solid, the molecules are arranged irregularly. The specific volume changes little when melted. It is not easy to shrink after solidification. The finished product has good transparency. The higher the material temperature, the yellower the color and the faster the heat dissipation during forming.

结晶性塑料与非结晶性塑料性能差异 Performance Difference Between

物性 Physical Properties		结晶性 Crystallinity	非结晶性 Non-Crystallinity
比重	Specific Gravity	较高 Higher	较低 Lower
拉伸强度	Tensile Strength	较高 Higher	较低 Lower
拉伸模数	Tensile Modulus	较高 Higher	较低 Lower
延展性或伸长率	Tensile Elongation	较低 Lower	较高 Higher
耐冲击性	Impact Resistance	较低 Lower	较高 Higher
最高使用温度	The Maximun Temperature	较高 Higher	较低 Lower
收缩率及翘曲	Shrinkage and Tlexural	较高 Higher	较低 Lower
流动性	Mobility	较高 Higher	较低 Lower
耐化学性	Chemical Resistance	较高 Higher	较低 Lower
耐磨耗性	Wear Resistance	较高 Higher	较低 Lower
抗蠕变性	Creep	较高 Higher	较低 Lower
硬度	Hardness	较高 Higher	较低 Lower
透明度	Transparency	较低 Lower	较高 Higher
添加玻纤增强效果	Glass-fiber Reinforced	较高 Higher	较低 Lower
尺寸安定性	Dimensional Stability	较差 Worse	较佳 Better
着色性	Colorability	较难 Harder	较易 Easier
耐热性	Heat Resistance	较高 Higher	较低 Lower

IP防护等级
IP Protection Classification

第一位数码(防止固体异物进入) First Digit(Prevent Solid Foreight Matter From Enetering)			第二位数码(防止进水造成有害影响) Second Digit(To Preveng Water)		
IP	要求 Require	示例 Example	IP	要求 Require	示例 Example
0	无防护 No protection against water		0	无防护 No protection against water	无防护 No protection against water
1	直径50mm 以上的球形物体不得完全进入，手掌手背不得触及危险部件。 Protection against contact with any large area by hand and against large solid foreign bodies with Ø>50mm.	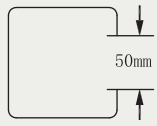	1	防止垂直下滴水，允许少量水进入。 Protection against vertical water drips.	
2	直径12.5mm 以上的球形物体不得完全进入，手指不得触及危险部件。 Protection against contact with the fingers Protection against solid Foreign bodieswith Ø>12.5mm.	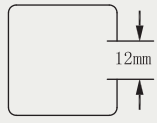	2	防止当外壳在15° 范围内倾斜时垂直下滴水，允许少量水进入。 Protection against water Drips (up to a 15° angle).	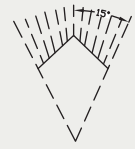
3	直径2.5mm 以上的工具和球形物体不得进入，如螺丝刀。 Protection against tools wires or similar objects with Ø>2.5mm，protection against smail foreign solid bodies with Ø2.5mm.	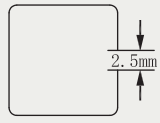	3	防止与垂直面成60° 范围内的淋水，允许少量水进入。 Protection against diagonal water drips(up to a 60°angle).	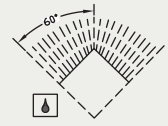
4	直径1mm 以上的工具和球形物体不得进入，如金属丝。 Protection against grain-shaped foreign bodies.		4	防止任何方向内的溅水，允许少量水进入。 Protection against Splashed water from all directions.	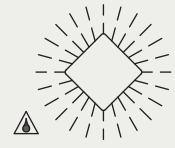
5	允许有限的灰尘掉入(没有有害沉淀)。 Full protection against contact. Protection Against interior injurious dust deposits.	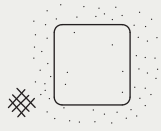	5	防止喷水，允许少量水进入。 Protection against water (out of a nozzle)From all directions.	
6	完全防止灰尘进入。 Total protectiuon against contact. Protection against penetration of dust.	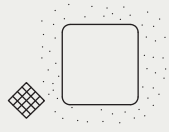	6	防止强烈喷水，允许少量水进入。 Protection against strong water (out of a nozzle) from all directions.	
			7	防止在15mm–1m深的短时浸水。 Protected against temporary immersion.	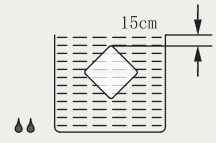
			8	防止在15mm–1m深的长时浸水。 Protected against water pressure.	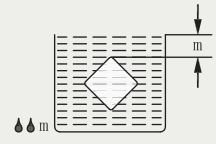

污染等级分类 Pollution Degree

微观环境决定污染对绝缘的影响。然而在考虑微观环境时必须注意到宏观环境，有效地使用封闭式外壳等措施可减少对绝缘的污染，但这些减少污染的措施对设备凝露或正常运行中其本身产的污染可能无效。
The micro-environment determines the effect of pollution on the insulation. The macro-environment, however, has to be taken into account when considering the micro-environment. Means may be provided to reduce pollution at the insulation under consideration by effective use of enclosures, encapsulation or hermetic sealing. Such means to reduce pollution may not be effective when the equipment is subject to condensation or if, in normal operation, it generates pollutants itself.

在潮湿的情况下污染物（水、油烟、金属尘埃、碳尘埃）将会变为导电性污染。
Pollution will become conductive in the presence of humidity. Pollution caused by contaminated water, soot, metal or carbon dust is inherently conductive.

在特定的情况下电离气体或金属沉积物同样会引起导电性污染。
Conductive pollution by ionized gasses and metallic deposits occurs only on specific instances.

污染等级 I Pollution degree 1	无污染或仅有干燥的、非导电性的污染，该污染没有任何影响。 如计算机和测量仪器室等干净、干燥的房间。 No pollution or only dry, non-conductive pollution occurs , this pollution has no influence. For example, clean, dry rooms, such as computer and measuring instrument rooms.
污染等级 II Pollution degree 2	一般仅有非导电性污染，然而必须预期到凝露会偶然发生短暂的导电性污染。 如住宅、销售和其他商业场所，精密工程车间、实验室、测试室、医疗用途的房间。 Generally, only non-conductive pollution occurs except that occasionally a temporary conductivity caused by condensation is to be excepted. Such as in residential, sales and other business premises, precision engineering workshops, laboratories, testing bays and rooms for medical purposes.
污染等级III Pollution degree 3	有导电性污染或由预期的凝露使干燥的非导电性污染变为导电性污染。 如用于工业、商业和农业处所、未加热的储藏室、车间或锅炉房，安装在机床设备上的电气设施。 Conductive pollution occurs or dry non-conductive pollution occurs which becomes conductive due to condensation which is to be expected. Such as electrical facilities used in industrial, commercial and agricultural places, unheated storage rooms, workshops or boiler rooms, installed on machine tool equipment.
污染等级IV Pollution degree 4	造成持久的导电性污染，例如由于导电尘埃或雨或其它潮湿条件所引起的污染。 如在室外或外部区域，安装在机车或有轨电车车顶上的设备。 Continuous conductivity occurs due to conductive dust, rain or other wet conditions. Such as in outdoor or exterior areas such as equipment mounted on the roofs of locomotives or tramcars.

不同过电压控制方式的电源系统的标称电压 Nominal Voltage of Power System With Different Overvoltage Control Methods

表1. 内在控制或相当的保护控制 Internal Control or Equivalent Protective Control

从交流或直流标称电压导出线对中性点电压[1)]（小于或等于）单位:V Voltage line to-neutral derived from nominal voltages A.C. or D.C. (up to and including) Unit: V	世界上目前使用的标称电压 Nominal voltage presently used in the world				设备额定冲击电压[1)]/ V Rated impulse voltage for equipment			
	三相四线系统中性点接地 单位:V Three-phase 4-wire systems with earthed neutral Unit: V	三相三线系统不接地 单位:V Three-phase 3-wire systems earthed or unearthed Unit: V	单相二线系统交流或直流 单位:V Single-phase 2-wire systems A.C. or D.C. Unit: V	单相三线系统交流或直流 单位:V Single-phase 3-wire systems A.C. or D.C. Unit: V	过电压类别 单位:V Overvoltage category Unit: V			
	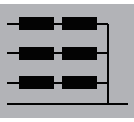	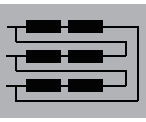			Ⅰ	Ⅱ	Ⅲ	Ⅳ
50			12.5，24，25，30，42，48	30～60	330	500	800	1500
100	66/115	66	60		500	800	1500	2500
150	120/208*，127/220	115，120，127	100**，110，120	100～200**，110～220，120～240	800	1500	2500	4000
300	220/380，230/400，240/415，260/440，277/480	200**，220，230，240，260，277，347，380，400，415，440，480	220	220～440	1500	2500	4000	6000
600	347/600，380/660，400/690，417/720，480/830	500，577，600	480	480～960	2500	4000	6000	8000
1000		660，690，720，830，1000	1000		4000	6000	8000	12000

·美国和加拿大实施　**日本实施　·Ractice in the U.S.A and in Canada　**Practice in Japan

过电压类别Ⅰ的设备是连接至具有限制瞬时过电压至相当低水平措施的电路设备，这些措施应确保能够充分限制所产生的暂时过电压。
如：保护电子线路达到此水平的设备 。
Equipment of overvoltage category I is connected to circuit equipment with measures to limit instantaneous overvoltage to a relatively low level, these measures should be sufficiently restricted to ensure that the generated temporary overvoltage.
Such as: a equipment that protects electronic circuits up to this level.

过电压类别Ⅱ的设备是固定式配电装置供电的耗能设备。
如：器具、可移动工具及其它家用和类似用途负载。
Equipment of overvoltage category II is energy-consuming equipment supplied by fixed power distribution devices.
Such as: appliances, movable tools and other household and similar loads.

过电压类别Ⅲ的设备是固定式配电装置中的设备，以及设备的可靠性和适用性必需符合特殊要求。
如：安装在固定式配电装置中的开关电器和永久连接至固定式配电装置的工业用设备。
Equipment of overvoltage category III is equipment in fixed power distribution devices, and the reliability and applicability of the equipment must meet special requirements.
Such as: switching appliances installed in fixed power distribution devices and industrial equipment permanently connected to fixed power distribution devices.

过电压类别Ⅳ的设备是使用在配电装置电源端的设备。
如：测量仪和前级过流保护设备。
Equipment of overvoltage category IV is the equipment used at the power supply side of the power distribution device.
Such as: measuring instrument and front-level overcurrent protection equipment.

冷压连接时压接部分抗张强度 Tensile Strength of Crimping Part During Cold Press Connection

导线导体规格 Conductor Cross-Section		抗张强度 Tensile Strength N
mm^2	AWG	
0.05	30	6
0.08	28	11
0.12	26	15
0.14	/	18
0.22	24	28
0.25	/	32
0.32	22	40
0.5	20	60
0.75	/	85
0.82	18	90
1.0	/	108
1.3	16	135
1.5	/	150
2.1	14	200
2.5	/	230
3.3	12	275
4.0	/	310
5.3	10	355
6.0	/	360
8.4	8	370
10.0	/	380



Symmetron

МОСКВА
Ленинградское ш., д. 69, к. 1
Тел.: +7 495 961-20-20
moscow@symmetron.ru

САНКТ-ПЕТЕРБУРГ
ул. Таллинская, д. 7
Тел.: +7 812 449-40-00
spb@symmetron.ru

НОВОСИБИРСК
ул. Блюхера, д. 71б
Тел.: +7 383 361-34-24
sibir@symmetron.ru

www.symmetron.ru

We reserve the right to make technical changes ormodify the contents of this document without prior notice. All the agreed particulars shall prevail. All rights reserved.

BCH0425