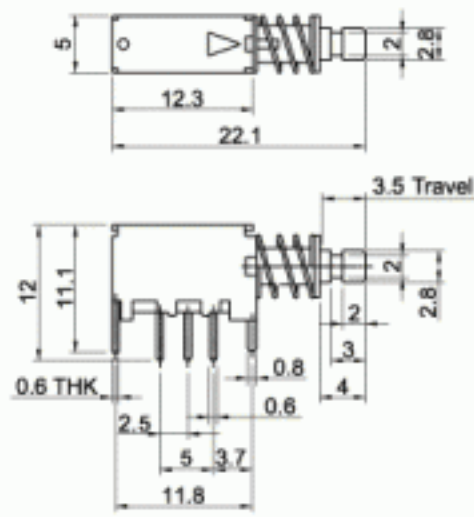


PS Series Push Switches

SPDT

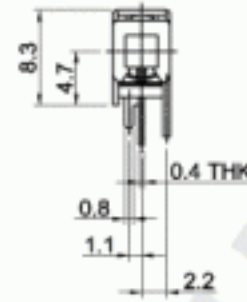
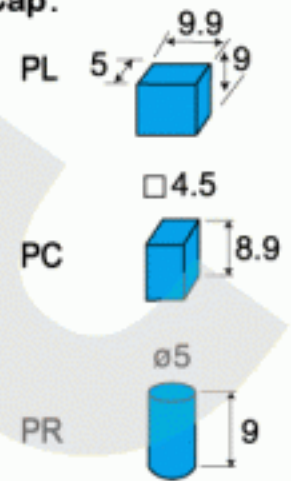


PS12E05Y LOCK
PS12E05NY NON-LOCK



Rating: 0.3A 50V DC.
Contact resistance: 30mΩ Max.(initial)

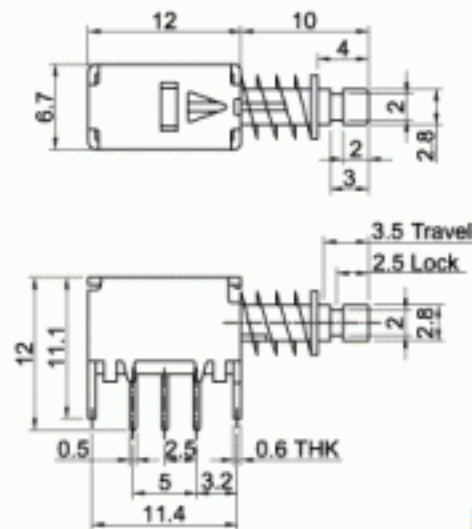
Cap:



DPDT

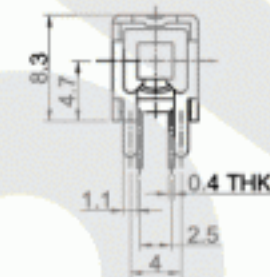
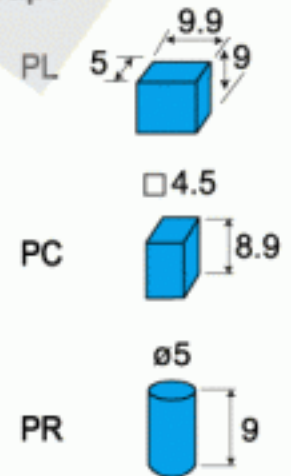


PS22E05Y LOCK
PS22E15Y NON-LOCK



Rating: 0.3A 50V DC.
Contact resistance: 30mΩ Max.(initial)

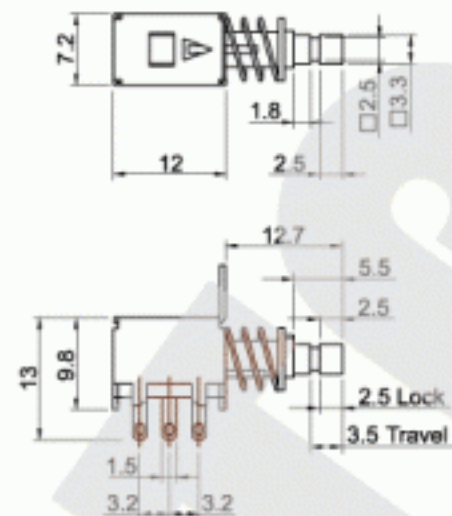
Cap:



DPDT

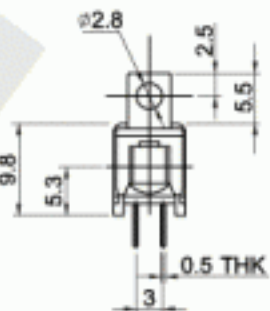


PS22F68Y LOCK
PS22F78Y NON-LOCK



Rating: 0.3A 50V DC.
Contact resistance: 30mΩ Max.(initial)

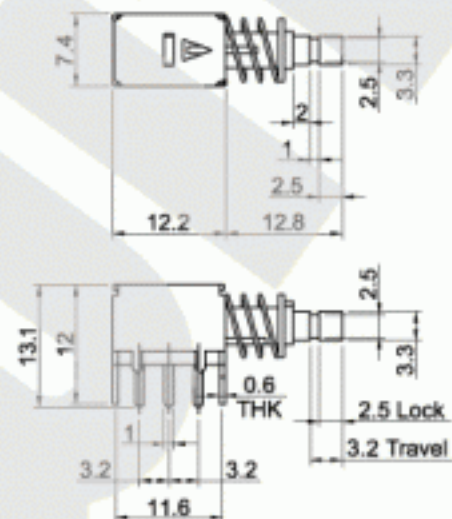
Cap:



DPDT

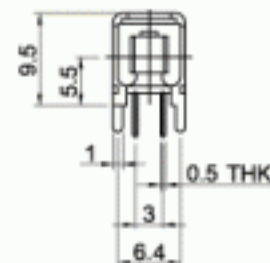


PS22F02Y LOCK
PS22F03BU NON-LOCK




Rating: 0.3A 50V DC.
Contact resistance: 30mΩ Max.(initial)


Cap:



DPDT



PS22E02Y LOCK
PS22E03Y NON LOCK



Rating: 0.3A 30V DC.
Contact resistance: 30mΩ Max.(initial)