

PRODUCT SPECIFICATION

Customer: _____

Product: Metallized Polypropylene Film Capacitor. Class Y2X1 _____

Part No. : _____

DOC.NO. : _____

Edition: Ver. 1 _____

Record of change

Date	Ver.	Description	Page

VENDOR:

HITANO ENTERPRISE CORP.

7F-7, No. 3, Wu Chuan 1st Road, New Taipei Industrial Park,
New Taipei City, TAIWAN, R.O.C.
Tel: +886 2 2299 1331 (Rep.)
Fax: +886 2 2298 2466, 2298 2969

MAKER:

CHIEFCON ELECTRONICS CO. LTD.

NO.23, HER CHEN ROAD, BA DE CITY,
TAOYUAN HSIEN, TAIWAN
Tel:886-3-3641144
Fax:886-3-3623273

Prepared by	Checked by	Approved by	Accepted by (customer)
27-April-2022	27-April-2022	27-April-2022	
<i>Hwa Wu</i>	<i>Andy Hsu</i>	<i>Paul Shea</i>	

SPECIFICATION	
客戶名稱 CUSTOMER	
產品型號 PRODUCT TYPE	CKX Y2X1

產品尺寸圖 PRODUCT DIMENSIONS

Fig. 1

Fig. 2

Fig. 3

Remark : The color of capacitors may vary within one series ■ 印字請詳見內頁 4
Marking see Page 4

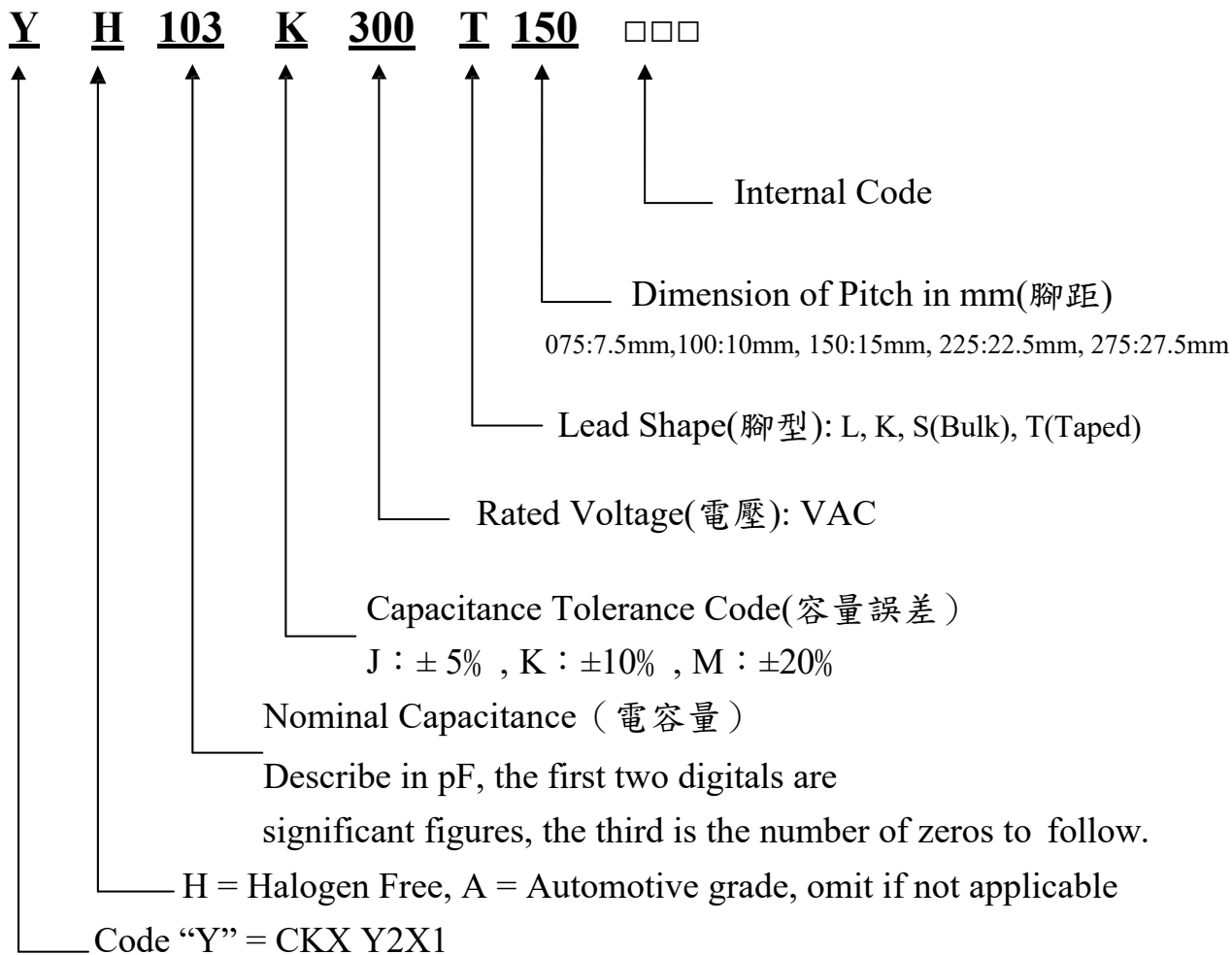
客戶產品型號 CUSTOMER P/N	容值 CAP. (uF)	標志 Symbol	公差 Tol. ±%	電壓 R.V. (VAC)	尺寸毫米為單位 Dimensions in mm							圖示 Fig.	產品型號 Manufacturer P/N
					寬 W ±1.0	高 H ±1.0	厚 T ±1.0	腳距 P ±1.0	腳距 S ±1.0	線徑φd ±0.05	腳長 L Min		

產品編碼對照表 PRODUCT CODE COMPARATIVE TABLE

型號:

產品編碼 Product coding

TYPE: CKX Y2X1



產品規格說明
PRODUCT SPECIFICATIONS

型號: CKX Y2X1
TYPE:

NO.	項目 ITEM	說明 DESCRIPTIONS
1	承認範圍 SCOPE	本規格適用於CKX Y2X1之要求 This specifications cover the requirements of product type CKX Y2X1 金屬化聚丙烯薄膜 Metallized Polypropylene Film 交流電容器 (抑制電源電磁干擾用固定電容器/等級-Y2X1) AC Capacitor (Interference Suppressors Class-Y2X1).
2	各測量皆於標準大氣下進行 STANDARD ATMOSPHERIC CONDITIONS FOR MAKING MEASUREMENTS	
2.1	環境溫度 AMBIENT TEMPERATURE	15°C 至 35°C (如對結果有任何疑問, 該測量環境溫度應為+20 ± 5°C之間) 15°C to 35°C (If there is any doubt on the results, the measurements shall be made at +20 ± 5°C)
2.2	相對溼度 RELATIVE HUMIDITY(R.H.)	45%至 75% (如對結果有任何疑問, 該測量相對溼度應為 60% to 70%之間) 45%to 75% (If there is any doubt on the results, the measurements shall be made at 60% to 70%)
2.3	大氣壓力 AIR PRESSURE	86 千帕至 106 千帕之 86 kpa to 106 kpa
2.4	工作溫度範圍 OPERATING TEMPERATURE RANGE	於-40°C至+110°C間, 電容可在額定電壓下持續運作 -40°C to +110°C for which the capacitor can be operated continuously at rated voltage.
3	結構 CONSTRUCTION	
3.1	電介質 DIELECTRIC	金屬化聚丙烯薄膜 Metallized Polypropylene Film
3.2	噴金屬 METAL SPRAY	特殊焊料 Special Solder
3.3	導線 LEAD WIRE	線徑 0.6/0.8mm LEAD WIRE DIAMETER 0.6/0.8mm
3.4	環氧樹脂 EPOXY RESIN	耐燃等級 UL 94V-0
3.5	塑料外殼 PLASTIC CASE	耐燃等級 UL 94V-0
		
4	打印 MARKING	
4.1	製造商標誌 MANUFACTURER'S SYMBOL	 Manufacturer Symbol
4.2	型號或材質 TYPE OR MATERIAL	“CKX”代表“CKX”類型 “CKX” stands for “CKX” type
4.3	電容類別 CAPACITOR CLASS	“Y2X1” 代表“Y2X1”等級 “Y2X1”stands for “Y2X1” class
4.4	靜電容量 NOMINAL CAPACITANCE	容量用 EIA 三碼表示 Capacitance Expressed in 3-digit (EIA) code.
4.5	容量容許差值 TOLERANCE	J (±5%), K(±10%), M(±20%)
4.6	額定電壓 RATED VOLTAGE	交流電壓 300V in VAC rating. (50/60Hz)
4.7	電容氣候類別 / 阻燃等級 CLIMATIC CATEGORY	40/110/56/B or GLFB
4.8	國際認證 APPROVAL MARKS	cULus / ENEC /CQC
4.9	日期代碼 DATE CODE	A
4.10	製造番號 MANUFACTURE CODE	
		<div style="border: 1px solid black; padding: 5px; text-align: center;">  <p>範例 example</p> <p>P ≥ 10</p> </div>

5 電氣特性 ELECTRICAL CHARACTERISTICS			
NO.	項目 ITEM		說明 DESCRIPTIONS
5.1	耐壓 (TV) Withstand Voltage	端子之間 Between Terminals	應無異常 Shall be no abnormality 施加電壓 2,000VAC/ 2 秒或是 4,000VDC/ 2 秒。 Apply 2,000V (AC) for 2 sec or 4,000V (DC) for 2 sec.
		端子與外殼之間 Between Terminals & Enclosure	應無異常 Shall be no abnormality 2 倍額定電壓+1,500VAC, 測試 2 到 5 秒 最小值 2,000VAC Apply 2*Ur+1,500VAC for 2 to 5 sec. Min. 2,000VAC
5.2	介質損耗 (DF) Dissipation Factor		於 1KHz 時 $\leq 0.001(0.1\%)$ $\leq 0.001(0.1\%)$ at 1 KHz 測量頻率: $\pm 2\%$; 測量電壓: $\leq 1V_{rms}$ Measuring Frequency: $\pm 2\%$ Measuring Voltage: $\leq 1 V_{rms}$.
5.3	容量 (CAP) Capacitance		偏差值如標示(於 $+20 \pm 5^\circ C$)。 Within the tolerance specified (at $+20 \pm 5^\circ C$). 測量頻率: $\pm 2\%$; 測量電壓: $\leq 1 V_{rms}$ Measuring Frequency: $\pm 2\%$ Measuring Voltage: $\leq 1 V_{rms}$.
5.4	絕緣電阻 (I.R.) Insulation Resistance		容值 $\leq 0.33\mu F$ 時, 絕緣電阻 $\geq 15,000M\Omega$ $IR \geq 15,000 \text{ Mohm } (C \leq 0.33\mu F)$ 容值 $> 0.33\mu F$ 時, 絕緣電阻 $\geq 5,000M\Omega * \mu F / C$ $IR \geq 5,000 \text{ Mohm} * \mu F / C (C > 0.33\mu F)$ VR=500VAC, 施加電壓: 500 \pm 50VDC 250VAC \leq VR < 500VAC, 施加電壓: 100 \pm 15VDC 充電時間 60 \pm 5 秒。 VR=500VAC, Vt=500 VDC 250VAC \leq VR < 500VAC, Vt=500 VDC Charge Time: 60 \pm 5 sec.
5.5	焊料附著性 Soldering Property		焊料覆蓋面積應超過導線表面 圓周 90%。 More than 90% of circumferential surface of lead wire shall be covered with new solder. 焊接溫度為: $+235 \pm 5^\circ C$ 浸焊時間為: 2 \pm 0.5 秒 Soldering temperature: $+235 \pm 5^\circ C$ Immersion duration: 2 \pm 0.5 sec.
6 機械特性 MECHANICAL CHARACTERISTICS			
6.1	端子強度 Terminal Strength	引張強度 Tensile Strength	應無異常。 Shall be no abnormality 沿著軸向和引出方向, 施加 1 公斤力量, 保持 10 \pm 1 秒。 Apply 1.0Kg for 10 \pm 1 sec. to the terminal in the axial direction and acting in a direction away from the body.
		彎曲強度 Bending Strength	應無異常。 Shall be no abnormality 在引線末端施加 0.5 公斤, 把引線彎曲 90 度, 回復到起始點, 再往反方向彎曲 90 度, 在回復到起始點, 每次需維持 2-3 秒。 Apply 0.5Kg for 2 cycles. Each cycle includes: 90° once, return to its initial position for 2-3 sec. and then to the opposite direction once.

7 耐久特性 ENDURANCE CHARACTERISTICS				
NO.	項目 ITEM	說明 DESCRIPTIONS		
7.1	溫度變化循環 Temperature Cycle	外觀 Appearance	應當無顯著變化 Shall be no remarkable change	共 5 次溫度循環測試, 循環條件: 1. +20 ± 2°C 持續 3 分鐘 2. -40 ± 3°C 持續 30 分鐘 3. +20 ± 2°C 持續 3 分鐘 4. +110 ± 3°C 持續 30 分鐘 5. +20 ± 2°C 持續 3 分鐘 試驗後放置於室內 1.5 ± 0.5 小時後再進行量測。 Test Temperature Cycle: Total 5 cycles. Each cycle includes 1. 20 ± 2°C for 3 min. 2. -40 ± 3°C for 30 min. 3. +20 ± 2°C for 3 min. 4. +110 ± 3°C for 30min. 5. +20 ± 2°C for 3 min. After test, allow it stay alone for 1.5 ± 0.5 Hrs. at ordinary condition before making measurements.
		耐壓 Withstand Voltage	應滿足 NO.5.1 shall satisfy NO.5.1	
		容值變化率 (ΔC/C) Capacitance Change Rate	變化率小於 ±5% Within ±5% of the value before test	
		介質損耗 Dissipation Factor	於 1KHz 時: 最大值為 0.002 (0.2%) @ 1KHz: 0.002 (0.2%) max.	
		絕緣電阻 (I.R.) Insulation Resistance	≥50%的限制值在 NO.5.4 ≥50% of the limit value of NO.5.4	
7.2	耐乾熱試驗 Dry Heat Resistance	外觀 Appearance	應當無顯著變化 Shall be no remarkable change	試驗溫度: +110 ± 2°C 測試時間: 16 + 1/-0 小時 Test Temperature: +110 ± 2°C Test Duration: 16 + 1/-0 hrs.
		耐壓 Withstand Voltage	應滿足 NO.5.1 Shall satisfy NO.5.1	
		容值變化率 (ΔC/C) Capacitance Change Rate	變化率小於 ±5% Within ±5% of the value before test	
		介質損耗 Dissipation Factor	於 1KHz 時: 最大值為 0.002 (0.2%) @ 1KHz: 0.002 (0.2%) max.	
		絕緣電阻 (I.R.) Insulation Resistance	≥50%的限制值在 NO.5.4 ≥50% of the limit value of NO.5.4	
7.3	耐乾寒試驗 Cold Resistance	外觀 Appearance	應當無顯著變化 Shall be no remarkable change	試驗溫度: -40 ± 3°C 測試時間: 2 ± 1 小時 Test Temperature: -40 ± 3°C Test Duration: 2 ± 1 hrs.
		耐壓 Withstand Voltage	應滿足 NO.5.1 Shall satisfy NO.5.1	
		容值變化率 (ΔC/C) Capacitance Change Rate	變化率小於 ±5% Within ±5% of the value before test	
		介質損耗 Dissipation Factor	於 1KHz 時: 最大值為 0.002 (0.2%) @ 1KHz: 0.002 (0.2%) max.	
		絕緣電阻 (I.R.) Insulation Resistance	≥50%的限制值在 NO.5.4 ≥50% of the limit value of NO.5.4	

產品規格說明
PRODUCT SPECIFICATIONS

型號: CKX Y2X1
TYPE:

NO.	項目 ITEM	說明 DESCRIPTIONS		
7.4	耐濕絕緣 Damp Heat	外觀 Appearance	應當無顯著變化 Shall be no remarkable change	試驗溫度: +40 ± 2°C 試驗濕度: 90%至 95%相對濕度 試驗時間: 56 天 試驗後放置於室內 1.5 ± 0.5 小時後再進行量測。 Test Temperature: +40 ± 2°C. Test Humidity: 90% to 95% R.H. Test Duration: 56 days. After test, allow it stay alone for 1.5 ± 0.5 Hrs. at ordinary condition before making measurements.
		耐壓 Withstand Voltage	應滿足 NO.5.1 Shall satisfy NO.5.1	
		容值變化率 (ΔC/C) Capacitance Change Rate	變化率小於±5% Within ±5% of the value before test	
		介質損耗 Dissipation Factor	於 1KHz 時: 最大值為 0.002 (0.2%) @ 1KHz: 0.002 (0.2%) max.	
		絕緣電阻 (I.R.) Insulation Resistance	≥50%的限制值在 NO.5.4 ≥50% of the limit value of NO.5.4	
7.5	振動試驗 Vibration Resistance	外觀 Appearance	應無機械性損傷 Shall be no mechanical damage.	頻率變化: 10-55-10Hz 振動距離: 1.5 毫米. 試驗方向: X,Y,Z 試驗時間:每個方向 2+1/-0 小時 Frequency Change : 10-55-10 Hz Vibration Distance:1.5 mm. Test Direction : X,Y,Z Test Duration : 2+1/-0 hrs each direction
		連接強度 Connection strength	不得為短路或開路連接。 連接點應穩定。 Shall be no short-circuiting or open. The connection shall be stable.	
7.6	焊接耐熱 Soldering Heat Resistance	外觀 Appearance	應當無顯著變化 印字標誌應清晰 Shall be no remarkable change. The marking shall be legible.	預熱溫度: 100 ~120°C 預熱時間:最大為 60 秒 溫度升高:最大為 3°C/秒 錫爐溫度: +260 ± 5°C 浸焊時間: 5 ± 1 秒 浸焊深度:導線根部 4 ± 0.8 毫米 試驗後放置於室內 1.5 ± 0.5 小時後再進行量測。 Preheat Temp. : 100~120°C Preheat Duration : 60 sec. max. Temperature Increase by 3°C/sec. max. Soldering Temperature : +260 ± 5°C Immersion Duration : 5 ± 1sec. Immersion Depth : 4 ± 0.8mm from roots. After test, allow it stay alone for 1.5 ± 0.5 Hrs. at ordinary condition before making measurements.
		端子間的耐電壓值 Withstand Voltage Between Terminals	應滿足 NO.5.1 Shall satisfy NO.5.1	
		容值變化率 (ΔC/C) Capacitance Change Rate	變化率小於 ±3% Within ±3% of the value before test	
		介質損耗 Dissipation Factor	於 1KHz 時: 最大值為 0.002 (0.2%) @ 1KHz: 0.002 (0.2%) max.	
		絕緣電阻 (I.R.) Insulation Resistance	≥50%的限制值在 NO.5.4 ≥50% of the limit value of NO.5.4	
		連接元件 Connection of Element	應穩定 Shall be stable	




產品規格說明
PRODUCT SPECIFICATIONS

型號: CKX Y2X1
TYPE:

NO.	項目 ITEM	性能 PERFORMANCE	測試條件 TEST CONDITIONS
7.7	耐久壽命 Endurance	外觀 Appearance	應當無顯著變化 Shall be no remarkable change
		耐壓 Withstand Voltage	應滿足 NO.5.1 Shall satisfy NO.5.1
		容值變化率 ($\Delta C/C$) Capacitance Change Rate	變化率小於 $\pm 10\%$ Within $\pm 10\%$ of the value before test
		介質損耗 Dissipation Factor	於 1KHz 時: 最大值為 0.008 (0.8%) @ 1KHz : 0.008 (0.8%) max.
		絕緣電阻 (I.R.) Insulation Resistance	$\geq 50\%$ 的限制值在 NO.5.4 $\geq 50\%$ of the limit value of NO.5.4
7.8	耐濕負荷 Moisture Resistant Loading	外觀 Appearance	應當無顯著變化 Shall be no remarkable change
		耐壓 Withstand Voltage	應滿足 NO.5.1 Shall satisfy NO.5.1
		容值變化率 ($\Delta C/C$) Capacitance Change Rate	變化率小於 $\pm 5\%$ Within $\pm 5\%$ of the value before test
		介質損耗 Dissipation Factor	於 1KHz 時: 最大值為 0.002 (0.2%) @ 1KHz: 0.002 (0.2%) max.
		絕緣電阻 (I.R.) Insulation Resistance	$\geq 50\%$ 的限制值在 NO.5.4 $\geq 50\%$ of the limit value of NO.5.4
		試驗溫度: $+110 \pm 2^\circ\text{C}$ 測試電壓: 1.7 倍的額定電壓 試驗時間: 1,000 小時 每小時將電壓升至 1,000VAC · 持續 0.1 秒 每個電容分別通過一個 $47\Omega \pm 5\%$ 電阻。 Test Temperature: $+110 \pm 2^\circ\text{C}$ Test Voltage: 1.7times * rated voltage. Test Duration: 1,000 Hrs. Once every hour the voltage is increased to 1000 V rms. For 0.1 sec. The test voltage is applied to each capacitor individually through a resistor of $47\Omega \pm 5\%$.	
		試驗溫度: $+40 \pm 2^\circ\text{C}$. 試驗濕度: 87%至 93%相對濕度 測試電壓: 額定電壓 試驗時間: 500 小時 試驗後放置於室內 1.5 ± 0.5 小時後再進行量測。 Test Temperature: $+40 \pm 2^\circ\text{C}$. Test Humidity: 87% to 93% R.H. Test Voltage: rated voltage. Test Duration: 500 Hrs. After test, allow it stay alone for 1.5 ± 0.5 Hrs. at ordinary condition before making measurements.	

產品安規認證

PRODUCT SAFETY APPROVALS

標誌 Mark	認證單位 Agent	應用標準 Standard	規格範圍 Specification	證書號碼 Certificate No.
	美國 / 加拿大 UL / CUL	UL 60384 CSA E60384-14	Y2X1, 250 /275/ 300 VAC/1500VDC 0.001uF to 0.1uF	E209251
	歐盟 ENEC-SEMKO	EN 60384-14:2013 (ed.4)	Y2X1, 250 /275/ 300 VAC/1500VDC 0.001uF to 0.1uF	SE-ENEC-2002177R1
	中國 CQC	IEC 60384-14: 2013	Y2X1, 250 /275/ 300 VAC 0.001uF to 0.1uF	CQC13001099626

產品尺寸表

型號: CKX Y2X1
TYPE:

PRODUCT SIZE TABLE

容量 Capacitance	尺寸以毫米為單位 Dimensions in mm			腳距 Pitch	線徑 ϕd
	寬 Width	高 High	厚 Thickness		
0.00047	10.5	9.0	4.0	7.5	0.6
0.00056	10.5	9.0	4.0	7.5	0.6
0.00068	10.5	9.0	4.0	7.5	0.6
0.00082	10.5	9.0	4.0	7.5	0.6
0.001	10.5	9.0	4.0	7.5	0.6
0.0012	10.5	9.0	4.0	7.5	0.6
0.0015	10.5	9.0	4.0	7.5	0.6
0.0018	10.5	9.0	4.0	7.5	0.6
0.0022	10.5	9.0	4.0	7.5	0.6
0.0022	10.5	11.0	5.0	7.5	0.6
0.0027	10.5	11.0	5.0	7.5	0.6
0.0027	10.5	9.0	4.0	7.5	0.6
0.0033	10.5	11.0	5.0	7.5	0.6
0.0039	10.5	11.0	5.0	7.5	0.6
0.0047	10.5	11.0	5.0	7.5	0.6
0.0056	10.5	11.0	5.0	7.5	0.6
0.00047	13.0	11.0	5.0	10.0	0.6
0.00056	13.0	11.0	5.0	10.0	0.6
0.00068	13.0	11.0	5.0	10.0	0.6
0.00082	13.0	11.0	5.0	10.0	0.6
0.001	13.0	11.0	5.0	10.0	0.6
0.001	13.0	9.0	4.0	10.0	0.6
0.0012	13.0	11.0	5.0	10.0	0.6
0.0012	13.0	9.0	4.0	10.0	0.6
0.0015	13.0	11.0	5.0	10.0	0.6
0.0015	13.0	9.0	4.0	10.0	0.6
0.0018	13.0	11.0	5.0	10.0	0.6
0.0018	13.0	9.0	4.0	10.0	0.6
0.0022	13.0	11.0	5.0	10.0	0.6
0.0022	13.0	9.0	4.0	10.0	0.6
0.0027	13.0	11.0	5.0	10.0	0.6
0.0027	13.0	9.0	4.0	10.0	0.6
0.0033	13.0	11.0	5.0	10.0	0.6
0.0033	13.0	9.0	4.0	10.0	0.6

產品尺寸表

型號: CKX Y2X1
TYPE:

PRODUCT SIZE TABLE

容量 Capacitance	尺寸以毫米為單位 Dimensions in mm			腳距 Pitch	線徑 ϕd
	寬 Width	高 High	厚 Thickness		
0.0039	13.0	11.0	5.0	10.0	0.6
0.0039	13.0	9.0	4.0	10.0	0.6
0.0047	13.0	11.0	5.0	10.0	0.6
0.0056	13.0	11.0	5.0	10.0	0.6
0.0068	13.0	12.0	6.0	10.0	0.6
0.0082	13.0	12.0	6.0	10.0	0.6
0.01	13.0	12.0	6.0	10.0	0.6
0.015	13.0	12.0	6.0	10.0	0.6
0.012	13.0	12.0	6.0	10.0	0.6
0.022	13.0	13.0	7.0	10.0	0.6
0.027	13.0	14.0	8.0	10.0	0.6
0.033	13.0	14.0	8.0	10.0	0.6
0.00047	18.0	11.0	5.0	15.0	0.6/0.8
0.00056	18.0	11.0	5.0	15.0	0.6/0.8
0.00068	18.0	11.0	5.0	15.0	0.6/0.8
0.00082	18.0	11.0	5.0	15.0	0.6/0.8
0.001	18.0	11.0	5.0	15.0	0.6/0.8
0.0015	18.0	11.0	5.0	15.0	0.6/0.8
0.0022	18.0	11.0	5.0	15.0	0.6/0.8
0.0022	17.5	9.5	5.0	15.0	0.6/0.8
0.0027	18.0	11.0	5.0	15.0	0.6/0.8
0.0027	17.5	9.5	5.0	15.0	0.6/0.8
0.0033	18.0	11.0	5.0	15.0	0.6/0.8
0.0033	17.5	9.5	5.0	15.0	0.6/0.8
0.0039	18.0	11.0	5.0	15.0	0.6/0.8
0.0039	17.5	9.5	5.0	15.0	0.6/0.8
0.0047	17.5	9.5	5.0	15.0	0.6/0.8
0.0056	17.5	9.5	5.0	15.0	0.6/0.8
0.0068	17.5	9.5	5.0	15.0	0.6/0.8
0.0082	17.5	9.5	5.0	15.0	0.6/0.8
0.01	17.5	9.5	5.0	15.0	0.6/0.8
0.0047	18.0	11.0	5.0	15.0	0.6/0.8
0.0056	18.0	11.0	5.0	15.0	0.6/0.8
0.0068	18.0	11.0	5.0	15.0	0.6/0.8

產品尺寸表

型號: CKX Y2X1
TYPE:

PRODUCT SIZE TABLE

容量 Capacitance	尺寸以毫米為單位 Dimensions in mm			腳距 Pitch	線徑 ϕd
	寬 Width	高 High	厚 Thickness		
0.0082	18.0	11.0	5.0	15.0	0.6/0.8
0.01	18.0	11.0	5.0	15.0	0.6/0.8
0.012	18.0	11.0	5.0	15.0	0.6/0.8
0.015	18.0	11.0	5.0	15.0	0.6/0.8
0.018	18.0	11.0	5.0	15.0	0.6/0.8
0.022	17.0	11.0	5.5	15.0	0.6/0.8
0.025	18.0	12.0	6.0	15.0	0.6/0.8
0.027	17.0	11.0	5.5	15.0	0.6/0.8
0.027	18.0	12.0	6.0	15.0	0.6/0.8
0.033	18.0	12.0	6.0	15.0	0.6/0.8
0.039	18.0	13.5	6.0	15.0	0.6/0.8
0.047	18.0	13.5	6.0	15.0	0.6/0.8
0.056	17.0	15.5	7.5	15.0	0.6/0.8
0.068	17.0	15.5	7.5	15.0	0.6/0.8
0.082	17.0	16.5	9.5	15.0	0.6/0.8
0.1	17.0	16.5	9.5	15.0	0.6/0.8
0.033	25.0	14.5	6.0	22.5	0.8
0.039	25.0	14.5	6.0	22.5	0.8
0.047	25.0	14.5	6.0	22.5	0.8
0.056	25.0	14.5	6.0	22.5	0.8
0.068(M)	25.0	14.5	6.0	22.5	0.8
0.068	26.5	16.5	7.0	22.5	0.8
0.082	26.5	16.5	7.0	22.5	0.8
0.1	26.5	16.5	7.0	22.5	0.8
0.1	26.5	29.5	14.5	22.5	0.8
0.12	26.5	17.0	8.5	22.5	0.8
0.15	26.5	19.0	10.0	22.5	0.8
0.18	26.0	20.0	11.0	22.5	0.8
0.22	26.5	21.5	12.0	22.5	0.8
0.27	26.5	22.5	12.5	22.5	0.8
0.33	26.0	25.0	15.0	22.5	0.8
0.33	26.5	29.5	14.5	22.5	0.8
0.39(M)	26.0	25.0	15.0	22.5	0.8
0.39(M)	26.5	29.5	14.5	22.5	0.8

產品尺寸表

型號: CKX Y2X1
TYPE:

PRODUCT SIZE TABLE

容量 Capacitance	尺寸以毫米為單位 Dimensions in mm			腳距 Pitch	線徑 ϕd
	寬 Width	高 High	厚 Thickness		
0.1	31.5	16.5	7.5	27.5	0.8/1.0
0.12	31.0	18.0	9.0	27.5	0.8/1.0
0.15	31.0	18.0	9.0	27.5	0.8/1.0
0.15	32.0	12.0	18.0	27.5	0.8/1.0
0.18	31.5	20.0	11.0	27.5	0.8/1.0
0.22	31.5	20.0	11.0	27.5	0.8/1.0
0.22(M)	32.0	12.0	18.0	27.5	0.8/1.0
0.22	30.0	21.0	12.0	27.5	0.8/1.0
0.27(M)	31.5	20.0	11.0	27.5	0.8/1.0
0.27	31.5	22.5	13.0	27.5	0.8/1.0
0.33(M)	31.5	22.5	13.0	27.5	0.8/1.0
0.33	31.5	25.0	14.0	27.5	0.8/1.0
0.33	31.0	24.5	15.0	27.5	0.8/1.0
0.33(M)	32.0	12.0	22.0	27.5	0.8/1.0
0.39	31.0	24.5	15.0	27.5	0.8/1.0
0.39	32.0	28.0	14.0	27.5	0.8/1.0
0.47(M)	31.0	24.5	15.0	27.5	0.8/1.0
0.47(M)	32.0	28.0	14.0	27.5	0.8/1.0
0.47	32.0	28.0	18.0	27.5	0.8/1.0
0.47	32.0	16.0	27.5	27.5	0.8/1.0
0.47	32.0	30.0	15.0	27.5	0.8/1.0
0.56	32.0	30.0	15.0	27.5	0.8/1.0
0.56	32.0	28.0	18.0	27.5	0.8/1.0
0.68(M)	32.0	28.0	18.0	27.5	0.8/1.0
0.68	32.0	30.0	21.0	27.5	0.8/1.0
0.68	31.5	33.0	18.0	27.5	0.8/1.0
0.68	32.0	18.5	31.0	27.5	0.8/1.0
0.82(M)	32.0	18.5	31.0	27.5	0.8/1.0
0.82(M)	31.5	33.0	18.0	27.5	0.8/1.0
0.82	32.0	37.0	22.0	27.5	0.8/1.0
1.0	32.0	37.0	22.0	27.5	0.8/1.0
1.0(M)	37.0	34.0	22.0	32.5	0.8/1.0
1.0	37.0	34.0	22.0	32.5	0.8/1.0
0.33	37.0	24.0	13.5	32.5	0.8/1.0

產品尺寸表

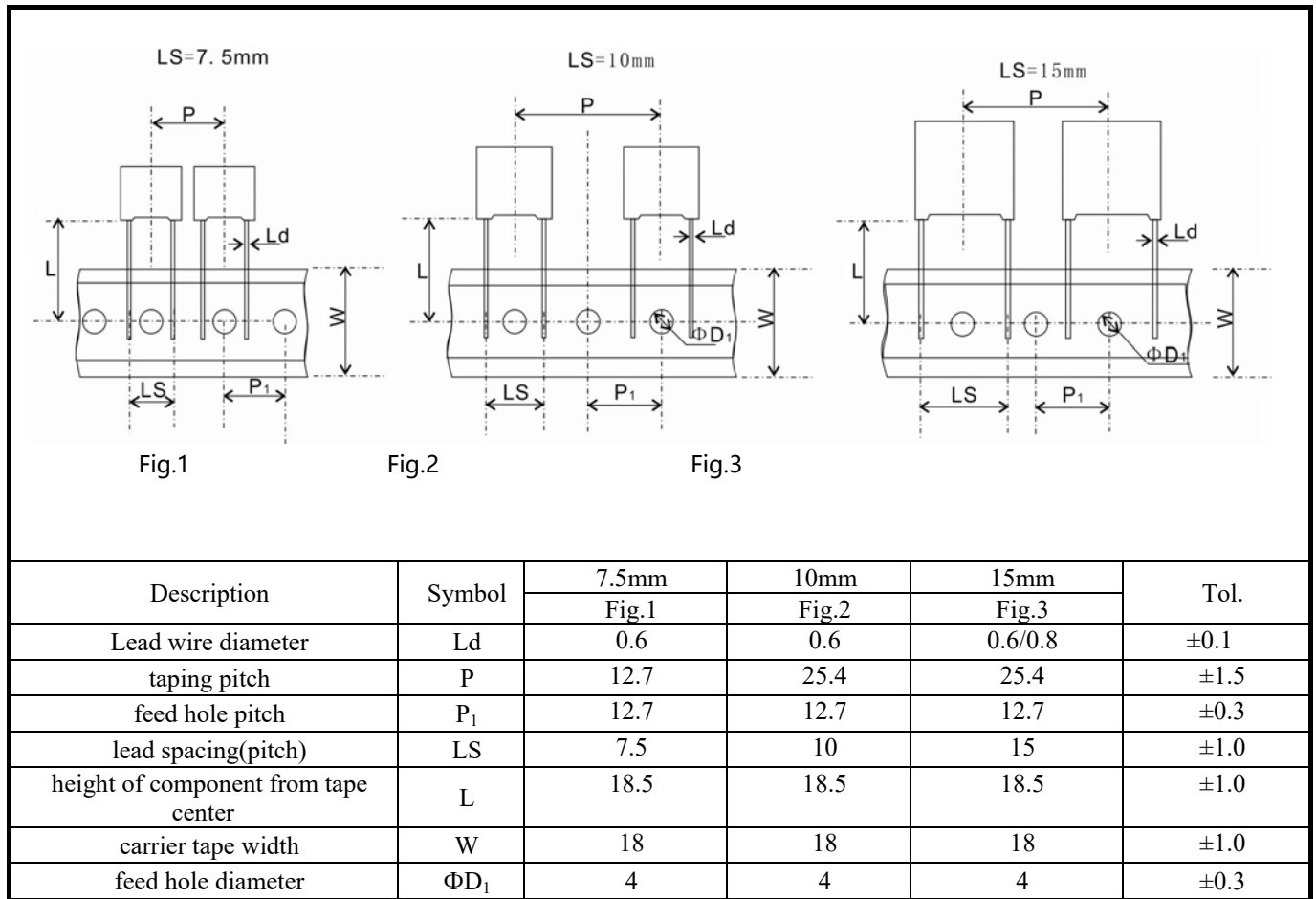
型號: CKX Y2X1
TYPE:

PRODUCT SIZE TABLE

容量 Capacitance	尺寸以毫米為單位 Dimensions in mm			腳距 Pitch	線徑 ϕd
	寬 Width	高 High	厚 Thickness		
0.39(M)	37.0	24.0	13.5	32.5	0.8/1.0
0.39	37.0	24.0	13.5	32.5	0.8/1.0
0.47	37.0	24.0	13.5	32.5	0.8/1.0
0.47	37.0	26.5	16.0	32.5	0.8/1.0
0.56	37.0	26.5	16.0	32.5	0.8/1.0
0.56	37.0	28.5	18.0	32.5	0.8/1.0
0.68(M)	37.0	26.5	16.0	32.5	0.8/1.0
0.68(M)	37.0	28.5	18.0	32.5	0.8/1.0
0.68	35.5	31.0	20.0	32.5	0.8/1.0
0.82	35.5	31.0	20.0	32.5	0.8/1.0
0.82	37.0	34.0	22.0	32.5	0.8/1.0
0.33	41.5	22.0	12.0	37.5	0.8/1.0
0.39(M)	41.5	22.0	12.0	37.5	0.8/1.0
0.39(K)	41.0	24.0	13.0	37.5	0.8/1.0
0.47	41.0	24.0	13.0	37.5	0.8/1.0
0.47	41.5	26.0	14.5	37.5	0.8/1.0
0.47	42.0	15.0	24.0	37.5	0.8/1.0
0.56	41.5	26.0	14.5	37.5	0.8/1.0
0.56	42.0	28.0	14.0	37.5	0.8/1.0
0.68(M)	41.5	26.0	14.5	37.5	0.8/1.0
0.68(M)	42.0	28.0	14.0	37.5	0.8/1.0
0.68	41.5	30.0	17.0	37.5	0.8/1.0
0.82	41.5	30.0	17.0	37.5	0.8/1.0
0.82	42.0	19.0	24.0	37.5	0.8/1.0
1.0(M)	41.5	30.0	17.0	37.5	0.8/1.0
1.0(M)	41.5	32.0	19.0	37.5	0.8/1.0
1.0	41.5	34.0	20.5	37.5	0.8/1.0
1.0	41.5	35.5	22.5	37.5	0.8/1.0
1.2	41.5	35.5	22.5	37.5	0.8/1.0
1.0	41.0	37.0	22.0	37.5	0.8/1.0
1.5	41.5	41.0	27.5	37.5	0.8/1.0
1.8	41.5	43.0	28.0	37.5	0.8/1.0
1.8	41.5	45.0	30.0	37.5	0.8/1.0
2.0	41.5	45.0	30.0	37.5	0.8/1.0

編帶規格書

TAPIING SPECIFICATION



Guideline Of Notabilia For The Usage Of Plastic Film Capacitors

塑膠薄膜電容器的使用上注意事項及指導

Plastic film capacitors use organic films for their dielectrics, thus the capacitors may fume or flame, depending on the circuit conditions they are in, when they are damaged by applying over-voltage or over-current.

塑膠薄膜電容器使用有機薄膜為介質，當使用超過額定電壓及額定電流，可能產生火焰，導致電容損壞，故請使用於正確的迴路。

1. Circuit Design 迴路設計

- ① Please use capacitors within the range of their characteristic ratings, only after confirming their operating and mounting environments.

請確認電容器的使用範圍僅止於明定之額定特性規範，請先確認電容器使用之環境是否符合規範。

- ② In case of selecting a capacitor, please select the most suitable one which fits to your operating conditions.

請依照適合的作業條件選擇相對應的電容器使用。

- ③ Capacitors used for Across-The-Line, Line-By-Pass and Antenna-Coupling to suppress noises in an equipment, the capacitors need to be approved by overseas Safety Standards or 'Electric Appliance and Material Control' by Ministry of international Trade and Industry.

電容器用於跨接，旁路迴路及天線耦合等抑制噪音的裝置，需通過海外安全標準或日本通商產業省之電器用品安全法。

- ④ An applying voltage to a capacitor, including the peak of surge and ripple voltage (D.C. voltage + A.C. Peak), cannot be exceeded the rating voltage.

電容器之應用電壓，包括突波和紋波電壓的峰值(直流電壓+交流峰值)不可超過額定電壓。

- ⑤ Do not apply a current over its permissible level. Also, make sure the check the surrounding temperature and inherent temperature rise of a capacitor since a permissible current can be restricted by those factors.

切勿使用超出電容器可承載之電流並檢查電容器周圍之溫度，因有許多因素會影響電流之變化，進而造成電容器之溫度上升。

- ⑥ Please contact Chiefcon for further details, if mechanical resonance (hum) occurs to a capacitor.

如電容器的發出共振(嗡嗡)之噪音時，請與錫谷電子聯繫。

- ⑦ Do not conduct a rapid charge and discharge to a capacitor which may lead to characteristics degradations or break down of the capacitor.

請不要對電容器進行快速的充電和放電，此可能會導致電容器之特性退化或損壞。

2. Mounting 安裝

- ① Do not apply any exceeding tension or torsion to lead wires of a capacitor, during the mounting process.

請不要使用任何超過電容導線可承受之張力進行插件。

- ② Please mount a capacitor where it dose not contact any other heating parts, high voltage parts and other parts.

請確認電容器使用環境，避免接觸任何其他升溫熱物件，高壓和其他部分料件。

- ③ Please conduct soldering process by strictly following the specified conditions.

進行焊接過程實，請嚴格遵循指定之焊接條件。

3. Case of an emergency 緊急情況

- ① If a fuming, a flaming or an usual smell occurs from an equipment during its usage, please cut off the power supply by switching it off, pulling the plug out or other methods.

如使用設備有冒煙，火花或冒出不尋常之氣味，請切斷電源，拔掉插頭或以其它方法關閉設備。

4. Storing and handling 儲存和處理

- ① A storage needs to be kept indoors at -10 ~ +40°C and relative humidity of under 75% without any sudden temperature changes, direct sunlight and corrosive gas around.

需保存於-10 ~ 40°C，相對濕度低於75%並確保沒有任何突然的溫度變化，避免直接陽光之曝曬及接觸腐蝕性氣體之環境。

- ② Do not apply and exceeding vibration, shock (dropping) and pressure.

不應過度震動、碰撞和及外力的衝擊。

5. Rejection 報廢

- ① In case of rejecting capacitors, please seek for professionals who deal with the industrial wastes treatments.

對於報廢電容器，請找處理工業廢品之專業人士處理。