



Product Features

- 1, Constant current output
- 2, High Quality of light
- 3, High Reliability
- 3, Low Output Current Ripple
- 4, Non-isolated
- 5, Internal usage
- 6, Super slim

1) Compliances and Approvals

Approvals	CE EAC
Built-in/independent	Built in
Ingress protection	IP20
Suitable for fixture of protection Class	Class I
Output Safety Level	Non-isolated
Enviromental	Indoor
Features	Fixed

2) Electric Input Characteristics

	Symbol	Remarks	Min.	Typical	Max.	Unit
Input Voltage						
Rated mains voltage	Vin	Nominal range	220	-	240	Vac
Mains voltage range	Vin.op	operational	195	-	264	Vac
Mains frequency nominal	fn	Nominal range	50		60	Hz
Rated mains voltage	Vin	Nominal range	195	-	264	Vdc
Input Current						
Input current	Iin	@230Vac, full load		0.38		A
Input inrush current		@264Vac, 50% width		44.6A,184us		A, us
Power Factor	PF	@230Vac, full load	0.95			
Total Harmonic distortion	THD	@230Vac, full load			10	%
System Efficiency	η	@230Vac, full load		94		%
Input Power						
Input Power	Pin	@230Vac, full load			80	W
Input Power@ open load		rated input voltage			0.7	W
Input Power@ standby		rated input voltage		NA		
Dimming						
Dimming type				NA		

3) Electric Output Characteristics

	Symbol	Remarks	Min.	Typical	Max.	Unit
Output Voltage						
Output voltage range	Vo	measured at end of wire	150		214	Vdc
Output voltage @no load	Vo.max	open load		300		Vdc
Output Current						
Output Current	Io			350		mA
Output Current tolerance			-5		5	%
Current Ripple		@230Vac (Imax-Imin)/(Imax+Imin)		1		%
Output Power						
Isolation	Po	output performance power			75	W
	In-Out	3000Vac. for 1min		NA		mA


4) Robustness	Symbol	Remarks	Min.	Typical	Max.	Unit
General						
Electric strength	Input-Output	50Hz/60Hz and be applied for 1 min		NA		Vrms
	Input-GND			1480		Vrms
Insulation Resistance Test		500Vd.c. for 1min, For SELV part is 100 Vd.c.	2			MΩ
Reliability						
Rated Life@Tc.max		10% failure			50K	Hrs
Rated Life@Tc.life		10% failure			100K	Hrs
Surge	L-N			1		kV
Surge	L/N-PE			2		kV
Environment Operation						
Ambient temperature	Ta		-40		45	℃
Maximum Tcase	Tc.max				85	℃
Tc life	Tc.life				75	℃
Operation Humidity	H.op		10		90	%
Environment Storage						
Storage temperature	T.st		-40		85	℃
Storage Humidity	H.st		10		90	%
Abnormal Condition						
Input Over Voltage		Protected, no damage to driver ^①		Without		Vac
Output Short Circuit		Protected, no damage to driver ^②		With		
Output Open load		Output voltage limited to Vo.max ^③		265		Vdc
Too High Ambient Temperature		Protected by built-in thermal protection in controller IC ^④		With		
Input Over Power		Input power should be limited and no damage to driver ^⑤			80	W

- ① If the LED driver connects to Input Voltage 380Vac, then the protection Turn On and the Led driver is switched off until its connect to Input voltage 220-240Vac. In this protection mode, the led driver does not blink and can be not damage more than 48 hours
- ② Auto Recovery
- ③ Auto Recovery
- ④ The output current decreases
- ⑤ There is risk to damage the LED driver or decreases the life time.

5) Warranty

- Warranty 5 years
- Except for the following circumstance:
 - 1) Improper Installation or operation
 - 2) Misuse
 - 3) Abuse
 - 4) Unauthorized or improper repair alteration
 - 5) Accident or negligence in use, storage, transportation.
 - 6) Any natural destroy
 - 7) Exceed the specification as per the product datasheet

6) Mechanical properties	Symbol	Remarks	Unit
Dimensions		L W H M	
		323(A1) 16.5(B1) 19.5(C1) 210.7(A2)	mm
Housing Material		Plastic	



7) Physical properties	Symbol	Remarks	Unit
Weight			94.5 gram
Qty to Carton			200 pcs
Carton Size:			35*34*25 cm
G.W:			19.5 kgs
Potting Raw materials			without
Printing		printing can be changed by customer's email confirmation	

size:249*14mm

INPUT <input checked="" type="checkbox"/> L <input type="checkbox"/> N		Uin,Vac	Fn,Hz	Pin,W	Iin,A	PF	Uout,Vdc	Umax,Vdc	Iout,mA	Ta,°C	Tc,°C	CE tc: test point
		220-240	50/60	80	0.38	0.95	150-214	300	350	-40...45	85	
9-10mm <input type="checkbox"/> 0.5-0.75 <input type="checkbox"/> Cable Made in China												OUTPUT

Connection	Signal	Cable Description	Remark
Input	L	0.5-0.75mm ²	grey, push-in terminal
	N	0.5-0.75mm ²	grey, push-in terminal
Output	+	0.5-0.75mm ²	red, push-in terminal
	-	0.5-0.75mm ²	black, push-in terminal
Connection Marking	Yes		

8) Directives / Test Standards

Directives / Test Standards

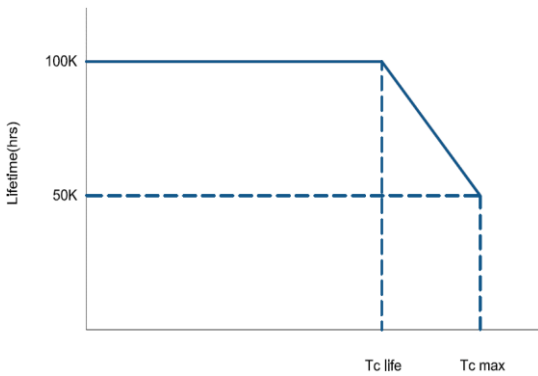
Safety	IEC61347-1、IEC61347-2-13
EMC	EN55015、CISPR15、EN61000-3-2、EN61547、EN61000-4-2、EN61000-4-3、EN61000-4-4、EN61000-4-5、EN61000-4-6、EN61000-4-11

9) Addition Remarks

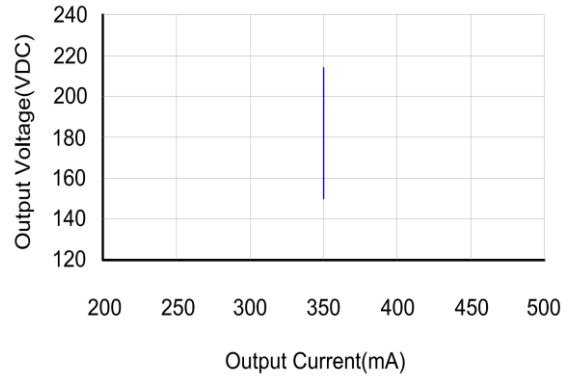
- The LED driver used in combination with the end device is one of the accessories of the whole light fixture, and the EMC of the whole light fixture is not only susceptible to the driver itself, but to the LED light fixture and the whole light fixture's wiring. The manufacturer of LED light fixture should re-confirm the EMC of the whole light fixture before the whole light fixture is finished.
- The luminaire manufacturer is responsible for the correct choice and installation of the LED drivers according to the application and product datasheets. Operating conditions of the LED drivers may never exceed the specifications as per the product datasheet.
- All parameters, if not specified, are measured at 230Vac full loading and 25°C ambient temperature

10) Performance

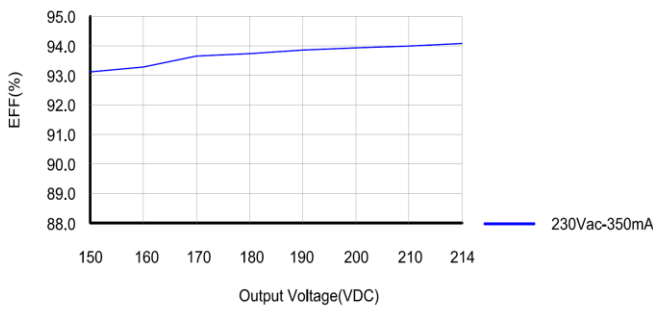
Lifetime vs. Temperature Curve



Operating window



Efficiency VS. Load



Power Factor Characteristics

