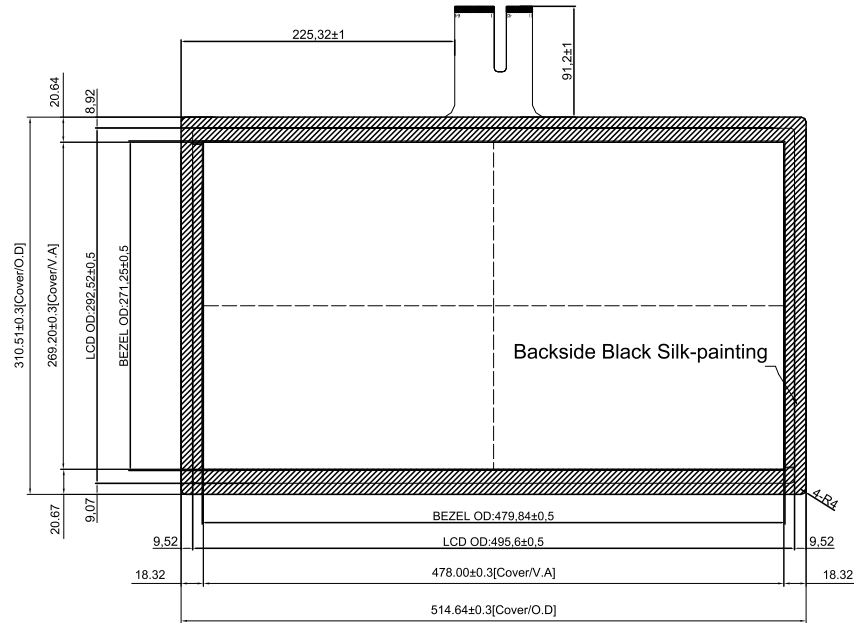
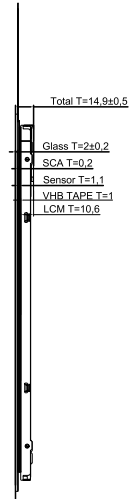


Ver.	modify NO.	Details	Area	P.I.C	Date

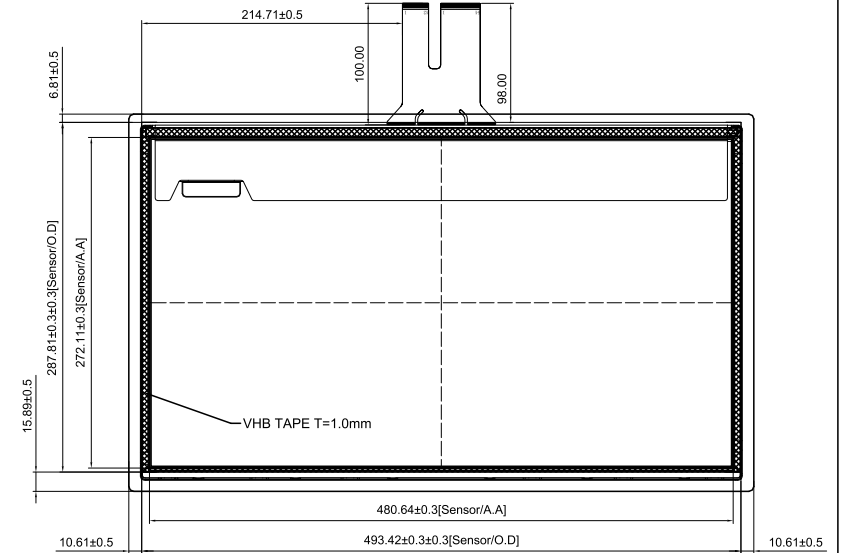
Front View



Side View

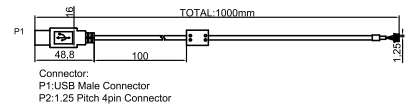
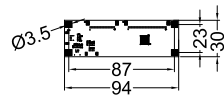


Back View



Technical Datasheet:

1. Structure: TP+LCM Tape Bonding
2. Cover Glass: 2mm Tempered glass,
3. LCD: DV215FHM-NN0
4. TP Controller: BTP-TMF-CTR-ILI-215B-SN03
Interface: USB/IIC/RS232
5. TP Controller IC: ILI2510(TX*RX=34*60)
6. Surface Hardness: ≥6H
7. Light Transmittance: ≥85%
8. Operating Temperature: -20℃~+70℃, ≤85%RH;
Operating environment: Outdoor, water proof
9. Storage Temperature: -20℃~+80℃, ≤85%RH
10. Unmarked Tolerance: ±0.5mm
11. All materials used conform to RoHS standards



Designed by:	Curry.Wang
Checked by:	Betty.Fu
Approved by:	Cale.Chen
Workmanship:	Yong.Xin
Standardization:	Link.Chen
Released by:	Rocky.Liu

Part No.		BTP-TMF-DV-21.5-ILI-SN03		
Product Name:		Drawing No.	MF215230809SN03	
21.5inch Touch Display (TP+LCM Tape Bonding)		Project Code.	23RL03	
Business Unit:		Period Mark	View Angle	Ratio
SNT-BTP		A		1:1
BOM Code	2.03.215.01.0103	Page 1	Total 1 Page	
Product Series	BTP-TMF	恩诺泰科创电子(苏州)有限公司 SINO ELECTRONICS INC.		