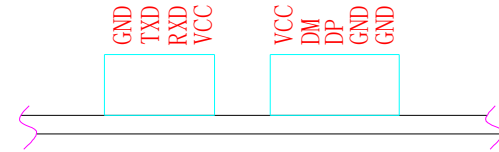
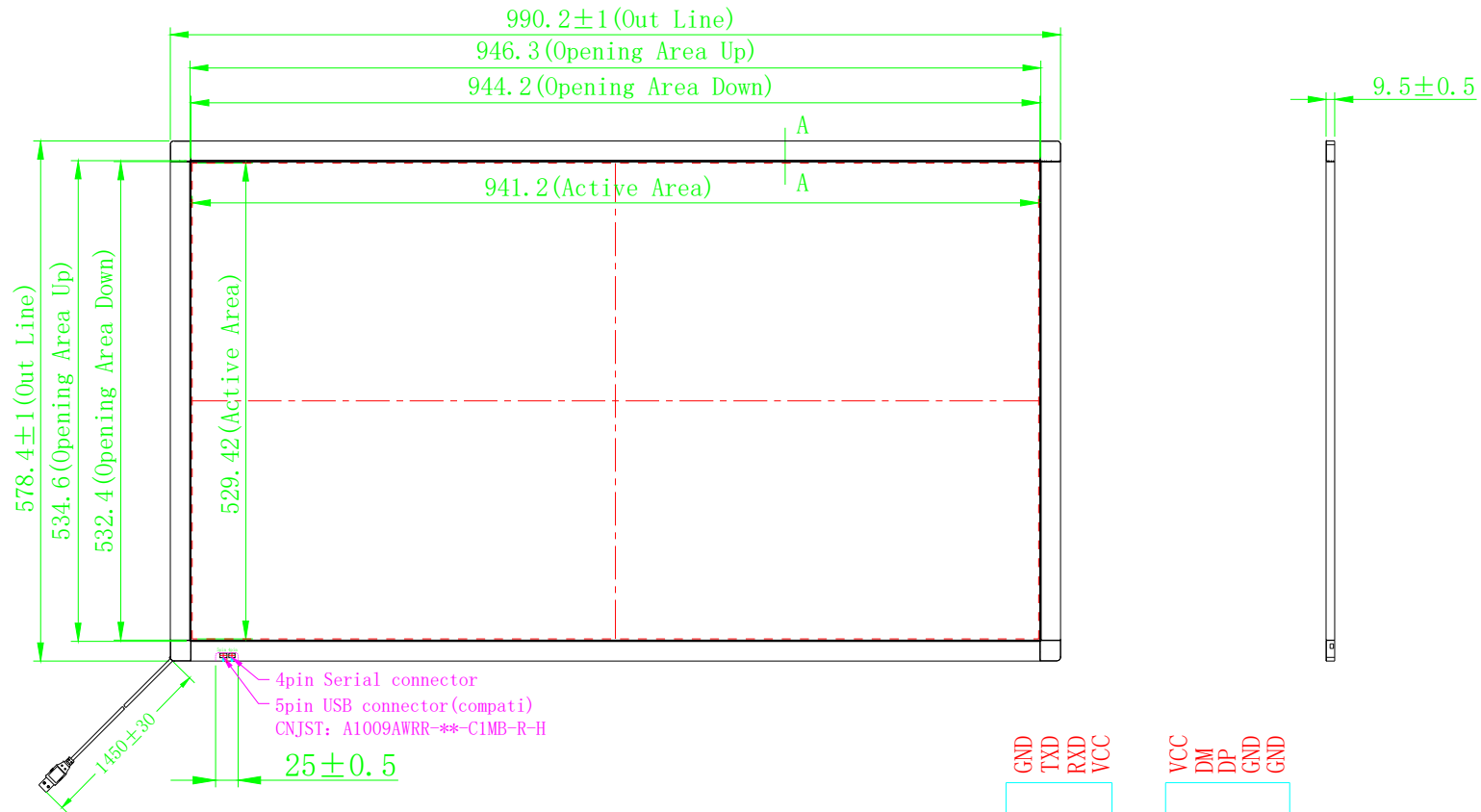


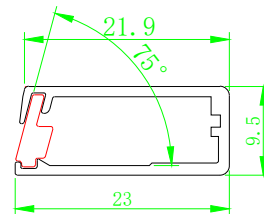
LOGO	REV.	Date	Changes
①			
②			
③			



### PIN Definition

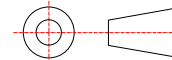
Note: Tolerance not noted is  $\pm 0.2\text{mm}$

A-A  
10:1



TOLERANCES (UNLESS OTHERWISE STATED)	
DECIMALS	ANGLES $\pm 0.5^\circ$
$> 2000\text{mm}$	$\pm 2.00\text{mm}$
$1600 < X \leq 2000\text{mm}$	$\pm 1.20\text{mm}$
$1200 < X \leq 1600\text{mm}$	$\pm 0.80\text{mm}$
$800 < X \leq 1200\text{mm}$	$\pm 0.50\text{mm}$
$400 < X \leq 800\text{mm}$	$\pm 0.40\text{mm}$
$120 < X \leq 400\text{mm}$	$\pm 0.30\text{mm}$
$30 < X \leq 120\text{mm}$	$\pm 0.20\text{mm}$
$\leq 30\text{mm}$	$\pm 0.10\text{mm}$

THIRD ANGLE PROJECTION



MODEL NO.		BTP-IR-TF-43-R01	
PART No.		SCALE	1:1
PART NAME	Mechanical Design	REV.	1.0
UNIT	mm	SIZE	FREE
MATERIAL		SHEET	11
SURFACE		CHK' D	
DRAWN		APP' D	

NOTES:

2020/7/9, 16:18:43